

RUSGUARD

INTERFACE DOCUMENT V4.0.22

REVISION HISTORY

Version	Date	Content
V4.0.8	2020/7/10	<ul style="list-style-type: none"> a) 2.5 Configure Recognition Mode: Add new parameter recModeDOBEnable; b) 2.35 Query Device Recognition Mode: Add new parameter recModeDOBEnable; c) Add 2.43 Event Call-back; d) Add 2.36 Set Hardware Interface; e) Add 2.37 Query Hardware Interface Settings; f) Add 2.38 Set Signal Input; g) Add 2.39 Query Signal Input Settings; h) Add 2.40 Cancel Alarm; i) Add new codes in Appendix: LAN_EXP-2206- LAN_EXP-2218, LAN_EXP-9000; j) Modify the default value explanation of recModeCardFaceIntf, recModeCardIntf, and recModeldcardFaceIntf in 2.3 Configure Device, 2.4 Query Device Configuration, 2.5 Configure Recognition Mode; k) Delete explanation of Error password in 2.29 Write Data-Return specification; l) Delete explanation of subnetmask parameter anomaly in 2.13 Configure Wired Network-Return specification; m) Add explanation of call-back parameters in 2.21 Call-back of Registration Photo;
V4.0.9	2020/7/10	<ul style="list-style-type: none"> a) Abolish 2.10 Change Image of Forbidden Interface; b) Abolish 2.18 Disable/Enable Device Interface; c) Abolish 2.25 Switch System; d) Abolish 2.26 Whether to Allow Switching Mode via Interface Only Switch System Interface; e) Abolish 4.9 Feature Registration; f) Add Comparison switch in 2.3 Configure Device; g) Add Volumn/Brightness settings in 2.36 Hardware Interface Settings; h) Add [Button/Remote open] in 2.20 Recognition Call-back; i) Add 2.41 Set Temperature Measurement; j) Add 2.42 Set Mask Parameters; k) Add new codes in Appendix: LAN_EXP-2219- LAN_EXP-2233

V4.0.10	2020/7/30	<ul style="list-style-type: none"> a) Add recSucSaveSpotImage, recFailSaveSpotImage, recNoPerSaveSpotImage and isSimilarEnable field in 2.3 Configure Device; b) Add recDisplayImageMode, recModeQREnable and recModePasswordEnable field in 2.5 Configure Recognition Mode; c) Add 2.44 QR Code Callback; d) Add QR code address in querying Interface callback address; e) Add Recognition event in 2.43 Event callback; f) Add password and passwordPermission field in 3.1 Register the Person and 3.2 Update Personnel; g) Add passwordPermission field in 3.13 Query Personnel Permissions; h) Add Password opening mode in 2.20 Recognition Call-back; i) Supports GMT format in Timezone configuration Interface. j) Add Interval field in Heartbeat callback Interface; k) Add model parameter “Fingerprint comparison” and reserve “Face&Password double authentication” in 2.20 Recognition Call-back, 5.1 Query Recognition Records and 5.2 Delete Recognition Records; l) Restore 4.9 Feature Registration.
V 4.0.11	2020/9/14	<ul style="list-style-type: none"> a) Modified the default switch state of faceAndCardPermission and iDPermission in 3.1 Register Personnel; b) Added WG50 type in recSucWiegandType, recFailWiegandType and recNoPerWiegandType; newly added the description for effective value range of WG50 in recSucWiegandContent, recFailWiegandContent and recNoPerWiegandContent; c) Modified the parameter description of isMaskForceOpen in 2.42 Set Mask Parameters; d) Modified Attention description in 2.18 Disable/Enable Devices (Not supported); e) Modified the error code of invalid id in 3.2 Delete Personnel (in Batch); f) Modified the error code of illegal id parameter in 3.2 and 3.4; g) Added uniquenessRegImage parameter in 2.3 Configure Devices; h) Added the output-controlling parameters when the temperature is abnormal in 2.41 Set Thermometry Parameters
V 4.0.12	2020/9/18	<ul style="list-style-type: none"> a) Modified description of LAN-EXP-4007 in 4.1, 4.2, 4.3 and 4.9 b) Added LAN-EXP-2218: Image format not supported in Return sepecification in 4.1, 4.2, 4.3 and 4.6 c) Modified the chapter title: 4.9 Register Features (Not supported in Hisilicon series)

		<ul style="list-style-type: none"> d) Modified several parameters in 2.3 Configure Devices: LAN-EXP-2010 to LAN-EXP-2175, LAN-EXP-2011 to LAN-EXP-2178, LAN-EXP-2012 to LAN-EXP-2181; e) Added several parameters in 2.3 Configure Devices: LAN-EXP-2184, LAN-EXP-2176, LAN-EXP-2182. LAN-EXP-2179, LAN-EXP-2185, LAN-EXP-2180, LAN-EXP-2177, LAN-EXP-2186 and LAN-EXP-2183; f) Modified the chapter title: 2.10 Image of Forbidden Interface (Not supported in Hisilicon series); g) Modified the chapter title: 2.11 Change Screen Direction (Not supported in Hisilicon series); h) Modified the description of faceId parameter in 4.5 Update Photos (base64) and 4.6 Update Photos (base64+url); i) Added new data field in 2.20 Recognition Call-back; j) Added new data field in 5.1 Query Recognition Records.
V4.0.13	2020/09/28	<ul style="list-style-type: none"> a) Added corresponding msg for LAN-SUS-0 in 2.32 Switch Language; b) Modified parameter description for iDPermission in 3.1 Register Personnel; c) Added path description in 2.27 Read Data; d) Added parameter description for personId in 2.20 Recognition Callback; e) Modified error code description in 2.5 Configure Recognition Mode LAN EXP-2199, LAN-EXP-2010, LAN-EXP-2011, LAN-EXP-2012; f) Added error code in 2.5 Configure Recognition Mode LAN EXP-2176, LAN-EXP-2177, LAN-EXP-2179, LAN-EXP-2180, LAN EXP-2182, LAN-EXP-2183, LAN-EXP-2184, LAN-EXP-2185, LAN-EXP-2186; g) Added instruction for Heartbeat Mechanism.
V4.0.14	2020/10.21	<ul style="list-style-type: none"> a) Modified incorrect return state code in 2.13; b) Modified cardNo to idcardNum in the document; c) Modified repeated state code and corrected the description in 2.41; d) Added content of normal temperature broadcast and display parameters: isSucVoiceOpen, sucVoiceContext and normalDisplayContext.
V4.0.15	2021/01/26	<ul style="list-style-type: none"> a) Removed the type 4 of temperatureState parameter in 2.20 Recognition Call-back, added the marked mask state in parameter maskState. b) Added new interface in 4.8 Photo-taking Registration, as pass in -1 for PersonId will only enable photo-capture function. c) Modified the note description in 2.30 Obtain Algorithm Version Number. d) Added base64Enable parameters in 4.7 Query Photos.

		e) Modified the state of parameter repeatRegEnable from “Default as off” to “Default as on” in 2.5 Configure Recognition Mode.
V4.0.16	2021/01/28	a) Added qrCode and qrCodePermit parameters in 3.1, 3.3, 3.4 and 3.5. b) Added recModeQRCodeComparison parameter in 2.5 and 2.35.
V4.0.17	2021/04/21	a) Added 2.45 Set screensaver image
V4.0.18	2021/05/06	a) Modified the “required” column description for the Interface supplement parameters in 2.41. b) Added the quickTemperatureMode and abnormalDisplayContext parameters in 2.41. c) Added the touchtone, isIDCardPositive and voiceType parameters in 2.3. d) Modified the “2: Not to force” in isMaskForceOpen in 2.42 as the “by default” value.
V4.0.19	2021/05/19	a) Added the cardAndPasswordPermission parameter in 3.1 and 3.3. b) Added the recModePwdCardEnable parameter in 2.5.
V4.0.20	2021/05/27	a) Added 2.46 Set Printer Configuration and 2.47 Obtain Printer Configuration. b) Added 9, 10, 11, 12 model parameters in 2.20 Recognition Call-back. c) Added type parameters of cardAndpassword_0, cardAndpassword_1, cardAndpassword_2 in 2.20 Recognition Call-back. d) Added [5: Wiegand66] in recFailWiegandType, recSucWiegandType, recNoPerWiegandType, wgInputType in 2.3 Configure Device.
V4.0.22	2021/08/10	a) Added type fields for Personnel Management Interface (3.1, 3.3) to indicate personnel attributes. b) Added Attendance Status Setting interface 2.48 c) Added Attendance Status Obtaining interface 2.49 d) Added Remote Pop-up Prompt interface 2.50 e) Added attendance status info for Recognition Records Query interface (5.1) and Recognition Callback interface (2.20). f) Modified additional explanation for Expiry Date Setting (in batch) interface (3.10, 3.11), separating the expiry date result for temporary and regular personnel.

CONTENT

<i>REVISION HISTORY</i>	<i>I</i>
<i>CONTENT</i>	<i>V</i>
<i>I. Interface Instruction</i>	<i>1</i>
1.1 Interface Specification	1
1.2 Interface Return	1
1.3 Flow of Interface Calling	2
1.4 Matters of Attention	3
1.5 Range of Application	3
<i>II. Device Management Interface</i>	<i>4</i>
2.1 Device Password Setting	4
2.2 Device Serial Number Obtaining	5
2.3 Device Configuration	6
2.4 Device Configuration Query	20
2.5 Recognition Mode Configuration	23
2.6 Serial-port & Wiegand Output Control of Strangers	28
2.7 Hide IP, Device Serial Number and Number of People	29
2.8 Logo Change	31
2.9 img1 Change	32
2.10 Forbidden Interface Image Change (Not supported in Hisilicon series)	34
2.11 Screen Direction Change	35
2.12 Wired Network Configuration	36
2.13 Wireless Network Configuration	38
2.14 Device Time Setting	40
2.15 Standby Time Setting of Screen Protector	42
2.16 Device Restarting	43
2.17 Device Restarting	44
2.18 Device Disabling/Enabling (Not Supported Hisilicon series)	46
2.19 Device Upgrade	47
2.20 Recognition Call-back	48

2.21	Registration Photo Callback	54
2.22	Heartbeat Call-back	56
2.23	Address Query Call-back	58
2.24	Remote Control Output	59
2.25	System Switch (Not supported in Hisilicon series)	62
2.26	Whether to Allow Switching Mode via Interface Only (Not supported in Hisilicon series)	64
2.27	Data Readout	65
2.28	Data Write	66
2.29	Card Number Registration Call-back Setting	67
2.30	Algorithm Version Number Obtaining	69
2.31	ftp Account Password Setting	70
2.32	Language Switch	71
2.33	Timezone Setting	72
2.34	Device Information Query	74
2.35	Device Recognition Mode Query	75
2.36	Hardware Interfaces Setting	77
2.37	Hardware Interface Setting Query	79
2.38	Signal Input Setting	80
2.39	Signal Input Setting Query	82
2.40	Alarm Cancelling	84
2.41	Temperature Measuring Parameters Setting	85
2.42	Mask Parameters Setting	90
2.43	Event Call-back	91
2.44	QR Code Call-back	94
2.45	Screensaver Image Setting	96
2.46	Printer Configuration Setting	98
2.47	Printer Configuration Obtaining	100
2.48	Attendance Status Setting	102
2.49	Attendance Status Obtaining	103
2.50	Remote Pop-up Prompt	104

III.	<i>Human Resource Management Interface</i>	105
3.1	Personnel registration.....	105
3.2	Personnel Deletion (in Batch).....	108
3.3	Personnel Update.....	111
3.4	Personnel Query.....	114
3.5	Personnel Query in Page.....	117
3.6	Card Number Registratiom.....	120
3.7	Passtime Permission Setting.....	122
3.8	Passtime Permission Setting in Batch.....	124
3.9	Passtime Permission Deletion in Batch.....	127
3.10	Expiry Date Setting.....	129
3.11	Expiry Date Setting in Batch.....	130
3.12	Expiry Date Deletion in Batch.....	133
3.13	Personnel Permission Query.....	135
IV.	<i>Photo Management Interface</i>	138
4.1	Photo Registration (base64) (Not Recommended).....	138
4.2	Photo Registration (url) (Not Recommended).....	140
4.3	Photo Registration (base64+url).....	143
4.4	Photos Deletion.....	147
4.5	Photos Update (base64).....	148
4.6	Update Photos (base64+url).....	150
4.7	Photos Query.....	153
4.8	Photo-taking Registration.....	155
4.9	Feature Registration.....	157
4.10	Registration Photos Clearance.....	159
4.11	Similarity Comparison of Photos.....	161
4.12	Incompatible (Force to Delete) Photos Query.....	162
V.	<i>Recognition Records</i>	164
5.1	Recognition Records Query.....	164
5.2	Recognition Records Deletion.....	168
5.3	Recognition Records Deletion (via Unix Millisecond Timestamp).....	171

5.4	Face Recognition Records Query	174
5.5	Face Recognition Records Deletion	177
5.6	Face Recognition Records Deletion (via Unix Millisecond Timestamp).....	179
5.7	Card Recognition Records Query	180
5.8	Card Recognition Records Deletion	183
5.9	Card Recognition Records Deletion (via Unix Millisecond Timestamp).....	184
VI.	<i>Heartbeat Mechanism</i>	<i>186</i>
6.1	Device Heartbeat Callback.....	187
6.1.1	Instruction for Heartbeat Data that Device Sent to <Report Platform Address>	189
6.1.2	Instruction for Heartbeat Data that <Platform Address> Responds to Device.....	189
6.2	Address Setting for Obtaining Tasks (SetTaskInterfaceAddress).....	190
6.2.1	Instruction for Parameter Fields that Device Requests for <Platform Address>.....	191
6.2.2	Example of [Task Data] Obtained from the Requesting <Report Address>	191
6.2.3	Supported Parameter Values by <interfaceName>.....	236
6.3	Report Address for the Result of Task Processing (SetTaskProcessingResultAddress)	237
6.3.1	Instruction for Data Fields of Task Processing Results that Device Sent to <Report Address>.....	238
6.3.2	Data Example of Task Processing Results that Device Sent to <Report Address>	238
6.3.3	<Report Address> Receives the Reported [Task Processing Results] from Device, and Responds Data Instruction.....	239
	<i>Appendix 2 List of Available Timezone</i>	<i>248</i>

I. Interface Instruction

1.1 Interface Specification

- (1) **Root address of the Interface:** http://Device IP address:8090/
- (2) **Form of Interface:** Provide external services via HTTP requests.
- (3) **Interface safety:** For the first use, it needs to set device password (pass), which is essential when calling any Interfaces and is taken as the secret key of safety verification.

1.2 Interface Return

All the return data of Interfaces includes at least 4 fields: result, success, msg and code, which respectively indicates processing result (1 success, 0 failure), operating result (true is success, false is failure), return message and return code. Result, success and message are base fields.

Field	Description	Type	Required	Explanation
result	Processing result	Int	Y	1 success, 0 failure
success	Operating result	Boolean	Y	true means successful operation, false means ineffective operation
msg	Return message	String	N	The return message from the Interface is usually wrong information
code	Return code	String	Y	For normal operation, use a unified return code; there is a sole return code for each anomaly operation

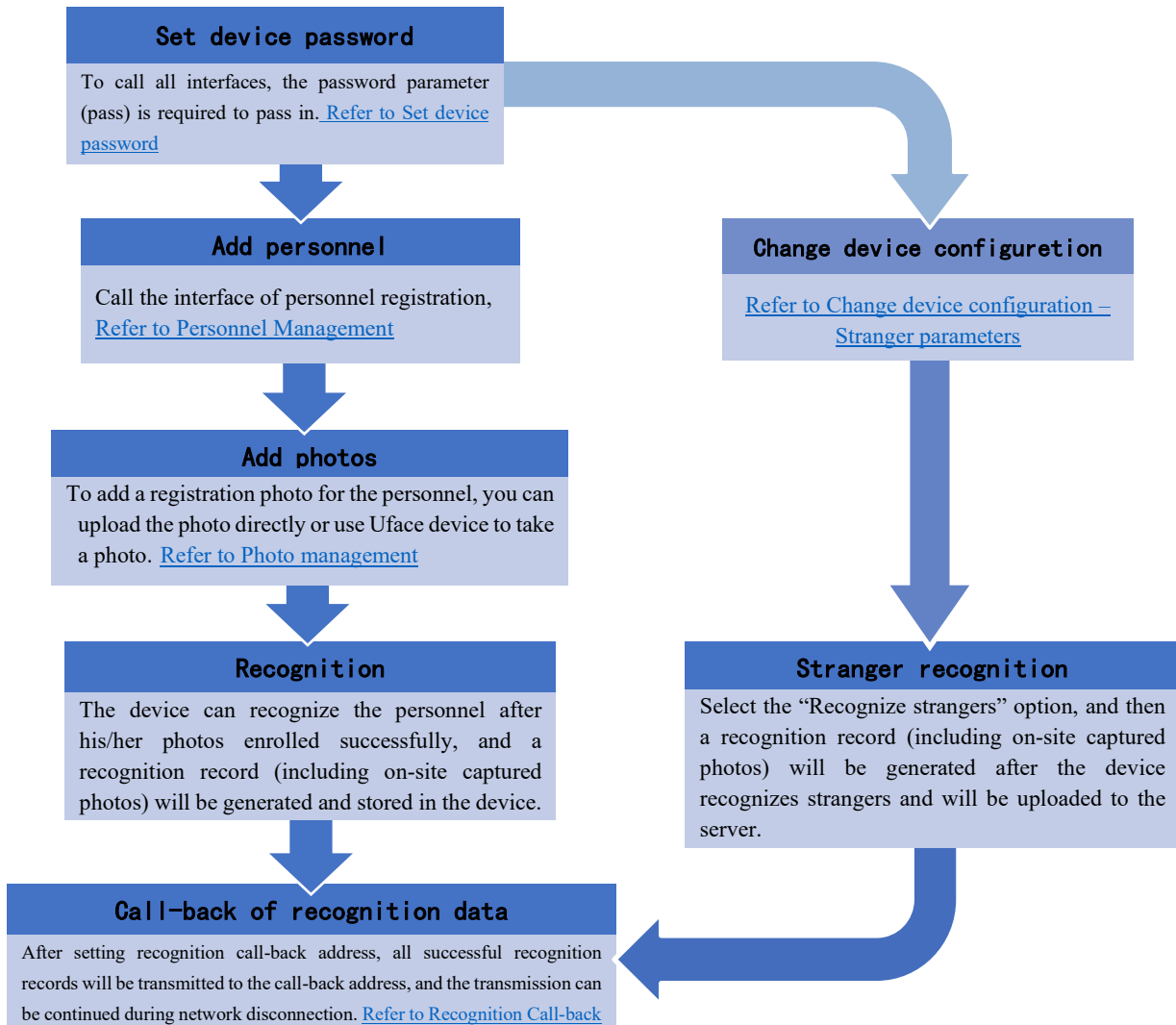
Except the return of base fields, most of the Interfaces will return business data which are unified as data, also called business fields.

Field	Description	Type	Required	Explanation
data	Return data	Int/String/Object/List and so on	Y	Returned data, numerical values, character strings, objects or collections

For the return examples of Interface in this document, a slight modification will be made on some of the return data which should be subject to the real return ones.

1.3 Flow of Interface Calling

Use device for the first time: Boot up the device and enter the main Interface. If the device does not call any Interface, it has no initial password. Operating flow chart is shown as below.

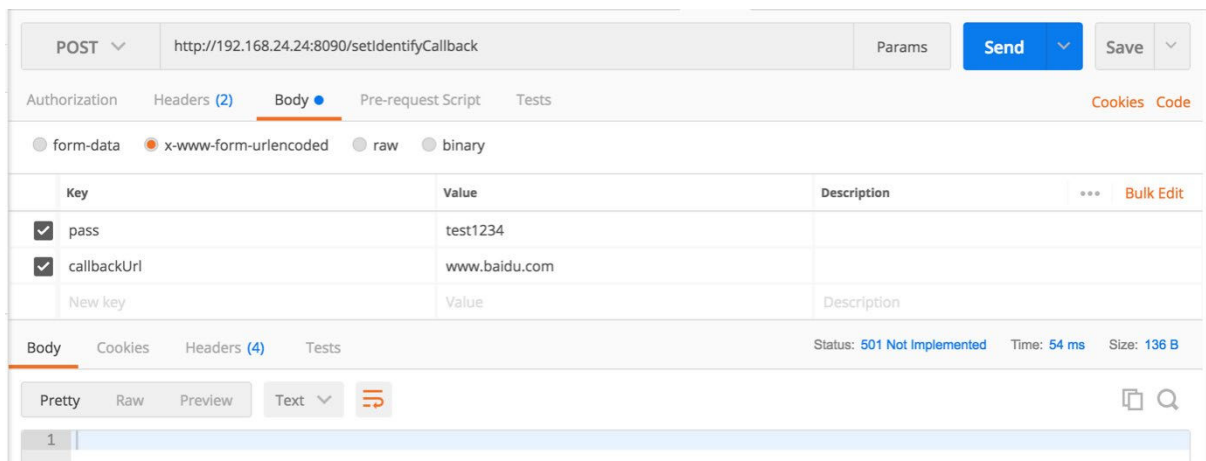


- The device has no initial password, so password parameters are needed to pass in to call any Interfaces; when setting passwords for device Interfaces, pass in the same value for newPass and oldPass, and then it will be the device password.
- The successfully registered photo will be stored in the device; the registered photo url can be obtained via the photo query Interface; when accessing the url, the device needs to be online and be in the same network segment with the client.
- Name of the registered person will be displayed after successful recognition; if the card number is filled in, then the card can be swiped for recognition, and corresponding name of the registered person will be displayed after successful recognition.
- If call-back address is set, successful recognition will POST fields: IP, personId, time (recognition time), deviceKey and type: face/card_0/1 to call-back address; if the device

- is offline or connects the LAN, then recognition records will be uploaded to call-back address of public network after the device connects the public network.

1.4 Matters of Attention

1. When calling the device Interfaces, please do not call Interfaces of the same device in other client server at the same time.
2. If prompting “Parameter anomaly” when calling the Interface, please follow the steps to check:
 - a) Check whether the spelling of parameter name is wrong, whether there is blank or carriage return in parameter name.
 - b) Check whether parameter value meets the requirements, for example, Int value is not defined, ID contains illegal characters other than numbers and letters, etc.
 - c) Check whether blanks contained in Json (remove blanks if using the returned Json character string directly), if there is an extra “,” or lacks the “,”, please carefully check the postman example of each Interface.
3. If call the Interface and return is empty, it means url is wrong (IP error, spelling error, fields missing and so on), shown as below. Case of the url is wrong in the picture below.



4. If call the Interface and return “Could not get any response”, possible reasons are: IP address error, port number error or missing, format of pass-in parameter error (POST request parameter is put in body, format is x-www-urlencoded) and so on.

1.5 Range of Application

Range of application of this document:

- (1) Version number: GD-V30.XXXX and Linux devices of higher version.
 - X in version number means random number.

II. Device Management Interface

2.1 Device Password Setting

Request data

Method	URL
POST	http://Device IP:8090/setPassWord

Header domain

Parameter	Description	Type	Required	Additional explanation
Content-Type	Designate request type of media	String	Y	application/x-www-form-urlencoded

Body domain

Parameter	Description	Type	Required	Additional explanation
oldPass	Old password	String	Y	<ul style="list-style-type: none"> For new devices or the reset (initialized) devices, set initialization password first before calling other Interfaces, pass in the same value for oldPass and newPass. When changing password, pass in new and old password respectively. No need to pass in pass when calling this Interface. Password cannot be null or with blanks.
newPass	New password	String	Y	

Example of postman



Example of return

```
{
  "code": "LAN_SUS-0",
  "data": "password is : test1234", //Device password, also called as Interface calling password, please keep properly. If password forgot, need to reset the device, and all data will be cleared
  "msg": "Password set successfully",
  "result": 1, //Interface called
  "success": true //Device password set successfully
}
```

Return specification

Type	Code	msg	Reason of trigger
Common errors	LAN_EXP-1006	The XX method is not supported.	Method not matches with url
	LAN_EXP-1004	Device has been disabled, please enable it first before operating.	Device is being disabled, rejectng this Interface
	LAN_EXP-1005	Device is busy, please try again later.	Device is upgrading, setting network, or in process of other tasks
Parameter anomaly	LAN_EXP-2001	oldPass parameter anomaly	Misspelled parameter name, parameter missing, incorrect parameter position in request, blank or carriage return in parameter name, parameter value anomaly
	LAN_EXP-2002	newPass parameter anomaly	
Illegal parameters	LAN_EXP-2003	Password cannot be null or with blanks	When setting password for the first-time, oldPass format is wrong
	LAN_EXP-2004	New password cannot be null or with blanks	When changing password, newPass format is wrong
Others	LAN_EXP-2005	Old password error	When changing password, oldPass is inconsistent with device existing password (pass)
	LAN_EXP-2006	When setting password for the first-time, please confirm oldPass and newPass are the same	When setting password for the first-time, value of oldPass and newPass should be the same
Correct operations	LAN_SUS-0	Password changed successfully	Device uses new password
	LAN_SUS-0	Password set successfully	Device has already set password

2.2 Device Serial Number Obtaining

Request data

Method	URL
POST/GET	http://DeviceIP:8090/getDeviceKey

i Attention: Calling this Interface does not require passing in parameters and pass, **use GET or POST method can call successfully.**

Example of postman

The screenshot shows a Postman interface for a POST request to the endpoint `http://{{url}}/getDeviceKey`. The response body is shown in JSON format:

```
1 [{"code":"LAN_SUS-0", "data":"84E0F4205C502FA", "msg":"","result":1, "success":true}]
```

Example of return

```
{
  "code":"LAN_SUS-0",
```

```

"data":"84E0F420893301FA",//Device serial number, exclusive ID of the device
"msg": "",
"result":1,//Interface called
"success":true//Obtain device serial number successfully
}

```

Return specification

Type	Code	msg	Reason of trigger
Common errors	LAN_EXP-1006	The XX method is not supported.	Method does not match with url
	LAN_EXP-1005	Device is busy, please try again later	Device is upgrading, setting network, or in process of other tasks
Correct operation	LAN_SUS-0	/	"data": "84E0F420564902FA"

2.3 Device Configuration

Request data

Method	URL
POST	http://Device IP:8090/setConfig

Header domain

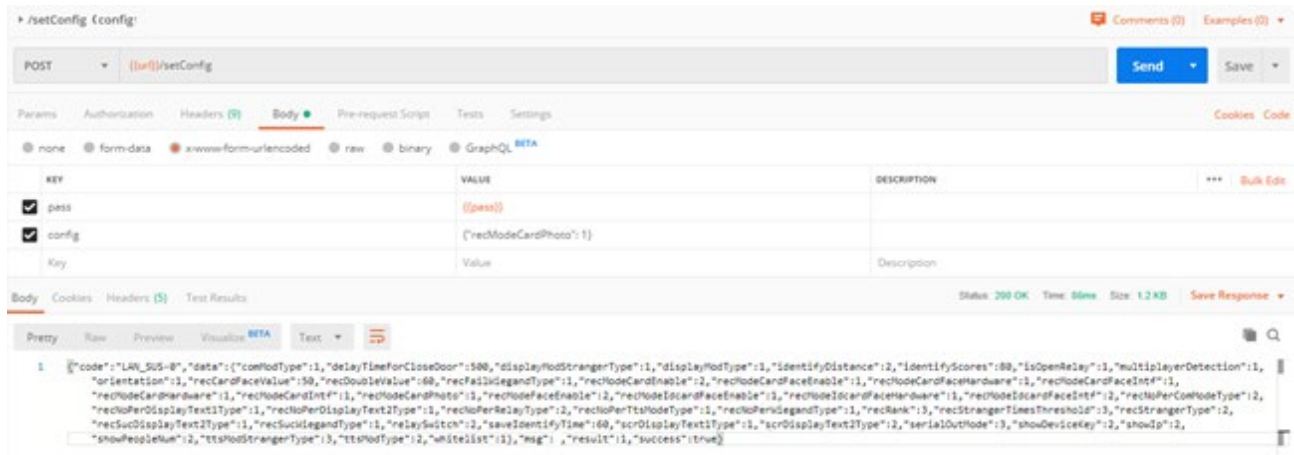
Parameter	Description	Type	Required	Additional explanation
Content-Type	Designate the request type of media	String	Y	application/x-www-form-urlencoded

Body domain

Parameter	Description	Type	Required	Additional explanation
pass	Device password	String	Y	<ul style="list-style-type: none"> Pass in config {}, restore all device configuration parameters to default values Pass in parameter XXType as 100, then custom parameter XXContent as required Other parameters are not required, if not passed, then retain the previous passed value Example of Json: <pre>{ "recModeCardEnable": 2, "recModeCardFaceEnable": 1, "recModeCardFaceHardware": 1, "recModeCardFaceIntf": 2, "recDoubleValue":70, "recModeCardHardware": 1, "recModeCardIntf": 2, "recModeCardPhoto": 1, "identifyDistance": 1, "recRank": 3, "saveIdentifyTime": 0, "delayTimeForCloseDoor": 500, "multiplayerDetection": 1, "recModeFaceEnable": 2, "identifyScores": 80, "recModeIdcardFaceEnable": 2, "recModeIdcardFaceHardware": 3, "recModeIdcardFaceIntf": 1,</pre>
config	Collection of device configuration	JSON	Y	<ul style="list-style-type: none"> Pass in config {}, restore all device configuration parameters to default values Pass in parameter XXType as 100, then custom parameter XXContent as required Other parameters are not required, if not passed, then retain the previous passed value Example of Json: <pre>{ "recModeCardEnable": 2, "recModeCardFaceEnable": 1, "recModeCardFaceHardware": 1, "recModeCardFaceIntf": 2, "recDoubleValue":70, "recModeCardHardware": 1, "recModeCardIntf": 2, "recModeCardPhoto": 1, "identifyDistance": 1, "recRank": 3, "saveIdentifyTime": 0, "delayTimeForCloseDoor": 500, "multiplayerDetection": 1, "recModeFaceEnable": 2, "identifyScores": 80, "recModeIdcardFaceEnable": 2, "recModeIdcardFaceHardware": 3, "recModeIdcardFaceIntf": 1,</pre>

				<pre> "recCardFaceValue": 30, "showDeviceKey": 2, "showIp": 2, "showPeopleNum": 2, "serialOutContent": "strangerwarning", "serialOutMod": 100, "displayModStrangerContent": "Stranger, attention ", "displayModStrangerType": 100, "recStrangerType": 2, "relaySwitch": 0, "recStrangerTimesThreshold": 3, "ttsModStrangerContent": "Hello, stranger ", "ttsModStrangerType": 100, "recFailWiegandContent": "", "recFailWiegandType": 1, "recNoPerComModeContent": "", "recNoPerComModeType": 2, "recNoPerDisplayText1Content": "", "recNoPerDisplayText1Type": 1, "recNoPerDisplayText2Content": "", "recNoPerDisplayText2Type": 1, "recNoPerRelayType": 2, "recNoPerTtsModeContent": "", "recNoPerTtsModeType": 1, "recNoPerWiegandContent": "", "recNoPerWiegandType": 1, "comModContent": "hello", "comModType": 100, "displayModContent": "{name} welcome", "displayModType": 100, "recSucDisplayText2Content": "", "recSucDisplayText2Type": 1, "isOpenRelay": 1, "ttsModType": 100, "ttsModContent": "{name}", "wg": "#WG{id}#", "recSucWiegandContent": "", "recSucWiegandType": 1, "scrDisplayText1Content": "", "scrDisplayText1Type": 1, "companyName": "My test", "scrDisplayText2Content": "", "scrDisplayText2Type": 1, "whitelist": 1, "wgInputType": 1, "wgInputContent": " ", "isRecognitionOpen":1 //Supports Thermometry series only "resSucSaveSpotImage":2, "resFailSaveSpotImage":2, "resNoPerSaveSpotImage":2, "uniquenessRegImage": 2, "touchTone":2, "isIDCardPositive":1 "voiceType":1 } </pre>
--	--	--	--	---

Example of postman



Example of return

```
{
  "code": "LAN_SUS-0",
  "data": {
    "applicationName": "", //String, Name of application/device group, can be applied to business field. Default is null
    "comModContent": "hello", //String, Recognition success – Custom content of serial-port output
    "comModType": 100, //Int, Recognition success – Type of serial-port output. Default 1: Open the door
    "companyName": "My test", //String, Device name, can be applied to business field. Default as “Please set company name”
    "delayTimeForCloseDoor": 500, //Int, Relay control time, default is 500ms
    "displayModContent": "{name} welcome", //String, Recognition success – Custom content of screen display text 1
    "displayModStrangerContent": "Stranger, attention", //String, Recognition failure – Custom content of screen display text
    "displayModStrangerType": 100, //Int, Recognition failure – Type of screen display text. Default 1: Recognition failed
    "displayModType": 100, //Int, Recognition success – Type of screen display text 1. Default 1: Display name
    "identifyDistance": 1, //Int, Recognition distance. At most 1.5m can be set for the live, 4m or no limitation for non-live
    "identifyScores": 80, //Int, Face recognition – Recognition score. Default is 80, suggested value is 60-100
    "isOpenRelay": 1, //Int, Recognition success – Relay output. Default 1: Output
    "multiplayerDetection": 1, //Int, Face recognition – Face detection mode. Default 1: Multi-people recognition
    "recCardFaceValue": 30, //Int, Face&Card comparison – Recognition score. Default is 50, suggested values 50-100
    "recDoubleValue": 70, //Int, Face&Card-in-one – Recognition score. Default is 60, suggested values 60-100
    "recFailWiegandContent": "", //String, Recognition failure – Custom content of Wiegand output. Default is null
    "recFailWiegandType": 1, //Int, Recognition failure – Type of Wiegand output. Default 1: Not output
    "recModeCardEnable": 2, //Int, Card recognition – Switch. Default 2: On
    "recModeCardFaceEnable": 1, //Int, Face&Card-in-one – Switch. Default 1: Off
    "recModeCardFaceHardware": 1, //Int, Face&Card-in-one – Type of external hardware. Default 1: IC card reader
    "recModeCardFaceIntf": 2, //Int, Face&Card-in-one – Transmission Interface of card number. Default 1: TTL
    "recModeCardPhoto": 1, //Int, Control whether to upload on-site photos, default is not store and not upload, 1: Off, 2: On
    "recModeCardHardware": 1, //Int, Card recognition – Type of external hardware. Default 1: IC card reader
  }
}
```

"recModeCardIntf": 2,//Int, Card recognition – Transmission Interface of card number. Default 1: TTL
 "recModeFaceEnable": 2,//Int, Face recognition – Switch. Default 2: On
 "recModeIdcardFaceEnable": 2,//Int, Face&Card comparison – Switch. Default 1: Off
 "recModeIdcardFaceHardware": 3,//Int, Face&Card comparison – Type of external hardware. Default 1:

SYNJONES

"recModeIdcardFaceIntf": 1,//Int, Face&Card comparison – Transmission Interface of card number. Default 1: TTL serial port
 "recNoPerComModeContent": "",//String, Insufficient permission – Custom content of serial-port output
 "recNoPerComModeType": 2,//Int, Insufficient permission – Type of serial-port output. Default 2: Not output
 "recNoPerDisplayText1Content": "",//String, Insufficient permission – Custom content of screen display text
 1
 "recNoPerDisplayText1Type": 1,//Int, Insufficient permission – Type of screen display text 1. Default 1: Display name
 "recNoPerDisplayText2Content": "",//String, Insufficient permission – Custom content of screen display text
 2
 "recNoPerDisplayText2Type": 1,//Int, Insufficient permission – Type of screen display text 2. Default 1: No permission
 "recNoPerRelayType": 2,//Int, Insufficient permission – Type of relay output. Default 2: Not output
 "recNoPerTtsModeContent": "",//String, Insufficient permission – Custom content of voice broadcast
 "recNoPerTtsModeType": 1,//Int, Insufficient permission – Type of voice broadcast. Default 1: Name + No permission
 "recNoPerWiegandContent": "",//String, Insufficient permission – Custom content of Wiegand output.
 Default is null
 "recNoPerWiegandType": 1,//Int, Insufficient permission – Type of Wiegand output. Default 1: Not output
 "recRank": 3,//Int, Recognition level. Default 3: Live
 "recStrangerTimesThreshold": 3,//Int, Recognition failure – Number of judging times. Default is 3, allow passing in Integers between 1-20, the larger the value, the more accurate of recognition, but takes longer time
 "recStrangerType": 2,//Int, Recognition failure – Switch. Default 2: On
 "recSucDisplayText2Content": "",//String, Recognition success – Custom content of screen display text 2
 "recSucDisplayText2Type": 1,//Int, Recognition success – Type of screen display text 2. Default 1: Recognized successfully
 "recSucWiegandContent": "",//String, Recognition success – Custom content of Wiegand output. Default is null
 "recSucWiegandType": 1,//Int, Recognition success – Type of Wiegand output. Default 1: Not output
 "relaySwitch": 2,//Int, Recognition failure – Type of relay output. Default 2: Not output
 "saveIdentifyTime": 0,//Int, Time window of recognition records, in second. 0s by default, upload each piece of recognition record
 "scrDisplayText1Content": "",//String, Custom content of screen display text 1
 "scrDisplayText1Type": 1,//Int, Type of screen display text 1. Default 1: Not display
 "scrDisplayText2Content": "",//String, Custom content of screen display text 2
 "scrDisplayText2Type": 1,//Int, Type of screen display text 1. Default 2: Display device name (company name)
 "serialOutContent": "strangerwarning",//String, Recognition failure – Custom content of serial-port output
 "serialOutMode": 3,//Int, Recognition failure – Type of serial-port output. Default 3: Not output
 "showDeviceKey": 2,//Int, Screen displays device-device serial number. Default 2: Display
 "showIp": 2,//Int, Screen displays device-IP. Default 2: Display
 "showPeopleNum": 2,//Int, Screen displays device – number of people. Default 2: Display
 "ttsModContent": "{name}",//String, Recognition success – Custom content of voice broadcast
 "ttsModStrangerContent": "Hello, stranger ",//String, Recognition failure – Custom content of voice broadcast

```

"ttsModStrangerType": 100, //Int, Recognition failure – Type of voice broadcast. Default 1: Recognition failed
"ttsModType": 100, //Int, Recognition success – Type of voice broadcast. Default 1: Recognized successfully
"wg": "", //String, Recognition failure – Custom content of Wiegand output. This field is not suggested to use, pass in null content
"whitelist": 1 //Int, Face&Card comparison – Whitelist switch. Default 1: Off
"wgInputType": 1, //Int, Set Wiegand input format. Default 1: wg26 format 1
"wgInputContentType": 1 //Int, Set Wiegand input content. Default 1: Card number
"isRecognitionOpen": 1 //Int, Switch of Face comparison, default 2: On; supports thermometry series only
"recSucSaveSpotImage": 2, //Int, Whether to save on-site photos of successful recognition, default as 2: Save
"recFailSaveSpotImage": 2, //Int, Whether to save on-site photos of failed recognition, default as 2: Save
"recNoPerSaveSpotImage": 2 //Int, Whether to save on-site photos when no permission, default as 2: Save
"uniquenessRegImage": 2, //Int, Whether to enable the uniqueness of registration photo, 1: Enable, 2: Disable
(Default)
"touchTone": 2, //Int, Touch screen tone, 1: Disable, 2: Enable (Default)
"isIDCardPositive": 1, //Int, Positive and negative order of card swiping, 1: Positive (Default) , 2:
Negative
"voiceType": 1, //Int, Male and female voice broadcast switching, 1: Male voice (Default) , 2: Female voice
},
"msg": "Set successfully ",
"result": 1,
"success": true
}

```

Parameter specification

Name of field	Meaning and value
Face recognition parameters	
recModeFaceEnable	Face mode switch 1: Off 1: On (by default)
identifyScores	Face recognition threshold * 80 (by default) Allow all Integers between 0-100. Tips: Please input Integers between 50-100. The greater the scores, the higher the recognition accuracy, but the recognition speed will slow down.
isRecogniitonOpen	Switch of face comparison 1 Off 2 On (by default)
multiplayerDetection	Type of face detection 1: Multi-people recognition (by default) 2: Single-person recognition
Card recognition parameters	
recModeCardEnable	Card mode switch 1: Off 2: On (by default)
recModeCardIntf	Transmission Interface of card number * 1. TTL serial port (by default) * 2. 232 serial port * 3. USB * 4. I ² C *The built-in card module of Uface device is TTL serial port

	* USB (or TTL or 232 or I ² C) Interface can only be used by one kind of recognition mode, if >1 kinds of mode use USB (or TTL or 232 or I ² C), then an error will be reported.
recModeCardHardware	Type of external hardware * 1. IC card reader (by default) * 2. SYNJONES * 3. ROUTON *4. ZKT The built-in card module of Uface device is IC card reader
recModeCardPhoto	Control whether to upload on-site photos, not store and not upload by default * 1. Off (by default) * 2. On
Face&Card-in-one	
recModeCardFaceEnable	Face&Card-in-one switch * 1. Off (by default) * 2. On
recDoubleValue	Face&Card-in-one threshold * 60 (by default) Allow all Integers between 0-100. Tips: Please input Integers between 50-100. The greater the scores, the higher the recognition accuracy, but the recognition speed will slow down.
recModeCardFaceIntf	Transmission Interface of card number * 1. TTL serial port (by default) * 2. 232 serial port * 3. USB * 4. I ² C The built-in card module of Uface device is TTL serial port USB (or TTL or 232 or I ² C) Interface can only be used by one kind of recognition mode, if >1 kinds of mode use USB (or TTL or 232 or I ² C), then an error will be reported.
recModeCardFaceHardware	Type of external hardware * 1. IC card reader (by default) * 2. SYNJONES * 3. ROUTON *4. ZKT The built-in card module of Uface device is IC card reader
Face&Card comparison	
recModeIdcardFaceEnable	Face&Card comparison switch * 1. Off (by default) * 2. On
recCardFaceValue	Face&Card comparison threshold * 50 (by default) Allow all Integers between 0-100. Tips: Please input Integers between 50-100. The greater the scores, the higher the recognition accuracy, but the recognition speed will slow down.
recModeIdcardFaceIntf	Transmission Interface of card number * 1. TTL serial port (by default) * 2. 232 serial port * 3. USB * 4. I ² C Use 232 serial port to connect external SYNJONES ID reader by default *USB (or TTL or 232 or I ² C) Interface can only be used by one kind of recognition mode, if >1 kinds of mode use USB (or TTL or 232 or I ² C), then an error will be reported.

recModeIdcardFaceHardware	Type of external hardware *1. SYNJONES (by default) *2. ZKT *3. ROUNTON *4. CHINA-VISION Use 232 serial port to connect external SYNJONES ID reader by default
Recognition success parameters	
ttsModType	Type of voice broadcast <ul style="list-style-type: none"> • 1. Not broadcast • 2. Broadcast name (by default) • 100. Custom
ttsModContent	Custom content of voice broadcast. If ttsModContent is 100, this field is required and cannot be empty. <ul style="list-style-type: none"> • Allow {name} and {tag}. The field format is fixed, for other content, only numbers, English, with the characters limit of 255. Such as: {name}, welcome
displayModType	Type of screen display text 1 <ul style="list-style-type: none"> • 1. Name (by default) • 2 Not display content • 100. Custom
displayModContent	Custom content of screen display text 1. If displayModContent is 100, this field is required and cannot be empty. <ul style="list-style-type: none"> • Allow {name} and {tag}. The field format is fixed, for other content, only allow numbers, English, with the characters limit of 255 characters. Such as: {name}, sign-in success!
recSucDisplayText2Type	Type of screen display text 2 <ul style="list-style-type: none"> • 1. Recognition success (by default) • 100. Custom
recSucDisplayText2Content	<ul style="list-style-type: none"> • Custom content of screen display text 2. If recSucDisplayText2Content is 100, this field is required and cannot be empty. • Allow {name}, {tag} and {personId}. The field format is fixed, for other content, only allow numbers, English characters, with the characters limit of 255 characters. Such as: {name}, sign-in success!
comModType	Type of serial-port output <ul style="list-style-type: none"> • 1. Open the door (by default) • 2. Not output • 3. Output person id • 4. Output idcardNum • 5. Output phone • 100. Custom
comModContent	Custom content of serial-port output. If comModContent is 100, this field is required and cannot be empty. <ul style="list-style-type: none"> • Allow {id}, {phone} and {idcardNum}. Fix the field format as numbers or letters, for other content, only allow numbers, English and English characters, with the characters limit of 255. • Serial port supports outputting Wiegand signal, the device needs external serial port -> Wiegand signal conversion plate, which is customized by our company. Passing format of custom content: <ul style="list-style-type: none"> • Wiegand 26: #26WG{idcardNum}#, Wiegand 34: #34WG{idcardNum}# • Attention: {idcardNum} + combination of numbers, the range of Wiegand 26 is 1-65535, effective range is 5-digit; the range of Wiegand 34 is 1-4294967295, effective range is 10-digit. If out of range, output signal will be converted and output ineffective signal.
recSucWiegandType	Type of Wiegand output <ul style="list-style-type: none"> • 1. Not output (by default) • 2. Wiegand 26 • 3. Wiegand 34 • 4. Wiegand 50

	<ul style="list-style-type: none"> • 5. Wiegand 66
recSucWiegandContent	<p>Custom content of Wiegand output</p> <ul style="list-style-type: none"> • Only allow {id}, {idcardNum} and numbers. • Attention: {idcardNum} + combination of numbers, the range of Wiegand 26 is 1-65535, effective range is 5-digit; the range of Wiegand 34 is 1-4294967295, effective range is 10-digit; the range of Wiegand 50 is 1-281474976710656, effective range is 48-digit. If out of range, output signal will be converted and output ineffective signal. • Priority of this parameter is lower than WG parameter; if WG parameter configured, this parameter will not take effect; to use this field, empty WG first.
isOpenRelay	<p>Type of relay output</p> <p>* 1. Output (by default) * 2. Not output</p>
wg	<ul style="list-style-type: none"> • Wiegand Interface outputs Wiegand signal (not serial port), currently supports outputting idcardNum, id or pure numbers; • Format of passing parameter of Wiegand 26 is #26WG{idcardNum}# , #26WG{id}# or #26WG1234#. Under Wiegand 26 mode, configurable range of idcardNum and id must be 1-65535, otherwise, ineffective signal may be output; • Format of passing parameter of Wiegand 34 is #34WG{idcardNum}# , #34WG{id}# or #34WG1234#. Under Wiegand 34 mode, configurable range of idcardNum and id must be 1-4294967295, otherwise, ineffective signal may be output; • If there is no numbers before WG, output Wiegand 26; • 1st generation devices can configure Wiegand output via custom serial port; 2nd generation devices can configure Wiegand output via serial port, also can use this parameter to configure Wiegand Interface and output Wiegand signal • "wg": "Not output Wiegand" • When this field is not configured, output card number by default;
resSucSaveSpotImage	<p>Switch of saving on-site photos of successful recognition</p> <ul style="list-style-type: none"> • 1: Off • 2: On (by default)
Recognition failure parameters	
recStrangerType	<p>Recognition failure switch</p> <ul style="list-style-type: none"> • 1. Off • 2. On (by default)
recStrangerTimesThreshold	<p>Number of judging times</p> <p>* 3 times (by default)</p> <p>* This option is effective after turning on Recognition failure switch; compare continuously for N times and still not reach the score threshold, then judge as recognition failure, compare 3 times by default; passing value shall be set as Integers between 1-20, 1 means quick judgement with lowest accuracy; with the increase of the value, judging time and accuracy will both increase.</p>
ttsModStrangerType	<p>Type of voice broadcast</p> <ul style="list-style-type: none"> • 1. Not broadcast • 2. Recognition failed • 3. Recognition failed (by default) • 100. Custom
ttsModStrangerContent	<p>Custom content of voice broadcast. If ttsModStrangerType is 100, this field is required and cannot be empty.</p> <ul style="list-style-type: none"> • Content only allows numbers, English characters, with the characters limit of 255. Such as: Stranger, attention
displayModStrangerType	<p>Type of screen display text</p>

	<ul style="list-style-type: none"> • 1. Recognition failed (by default) • 100. Custom
displayModStrangerContent	<p>Custom content of screen display text. If displayModStrangerType is 100, this field is required and cannot be empty.</p> <p>* Content only allows numbers, English characters, with the characters limit of 255. Such as: Stranger, attention!</p>
serialOutMode	<p>Type of serial-port output</p> <ul style="list-style-type: none"> • 1. Open the door • 2. Custom • 3. Close
serialOutContent	<p>Custom content of serial-port output</p> <ul style="list-style-type: none"> • Only allow numbers, English and English characters, with the characters limit of 255. • Serial port supports outputting Wiegand signal, device needs external serial port -> Wiegand signal conversion plate, which is customized by our company. Passing format of custom content: • Wiegand 26: #26WG random numbers #, Wiegand 34: #34WG random numbers# • Attention: Range of Wiegand 26 is 1-65535, effective range is 5-digit; the range of Wiegand 34 is 1-4294967295, effective range is 10-digit. If out of range, output signal will be converted and output ineffective signal.
recFailWiegandType	<p>Type of Wiegand output</p> <ul style="list-style-type: none"> • 1. Not output (by default) • 2. Wiegand 26 • 3. Wiegand 34 • 4. Wiegand 50 • 5. Wiegand 66
recFailWiegandContent	<p>Custom content of Wiegand output</p> <p>* Allow numbers only.</p> <p>* Attention: Range of Wiegand 26 is 1-65535, effective range is 5-digit; the range of Wiegand 34 is 1-4294967295, effective range is 10-digit; the range of Wiegand 50 is 1-281474976710656, effective range is 48-digit. If out of range, output signal will be converted and output ineffective signal.</p>
relaySwitch	<p>Type of relay output</p> <ul style="list-style-type: none"> • 1. Output • 2. Not output (by default)
recFailSaveSpotImage	<p>Switch of saving on-site photos of failed recognition</p> <ul style="list-style-type: none"> • 1. Off • 2: On (by default)
Insufficient permission parameters	
recNoPerTtsModeType	<p>Voice broadcast</p> <ul style="list-style-type: none"> • 1. Broadcast Name + No permission (by default) • 2. Not broadcast • 100. Custom
recNoPerTtsModeContent	<p>Custom content of voice broadcast. If recNoPerTtsModeType is 100, this field is required and cannot be empty.</p> <ul style="list-style-type: none"> • Allow {name} and {tag}. Fix the field format, for other content, allow numbers, English characters only, with the characters limit of 255. Such as: {name}, no passing permission
recNoPerDisplayText1Type	<p>Type of screen display text 1</p> <ul style="list-style-type: none"> • 1. Name (by default) • 100. Custom
recNoPerDisplayText1Content	<p>Custom content of screen display text 1. If recnoperdisplaytext1type is 100, this field is required and cannot be empty.</p>

	<ul style="list-style-type: none"> • Allow {name} and {tag}. Fix the field format, for other content, allow numbers, English characters only, with the characters limit of 255 characters. Such as: {name}, no passing permission!
recNoPerDisplayText2Type	<p>Type of screen display text 2</p> <ul style="list-style-type: none"> • 1. No permission (by default) • 100. Custom
recNoPerDisplayText2Content	<p>Custom content of screen display text 2. If recNoPerDisplayText2Type is 100, this field is required and cannot be empty.</p> <ul style="list-style-type: none"> • Allow {name} and {tag}. Fix the field format, for other content, allow numbers, English characters only, with the characters limit of 255. For example: {name}, no passing permission!
recNoPerComModeType	<p>Type of serial-port output</p> <ul style="list-style-type: none"> • 1. Open the door • 2. Not output (by default) • 3. Output person id • 4. Output idcardNum • 5. Output phone • 100. Custom
recNoPerComModeContent	<p>Custom content of serial-port output. If recNoPerComModeContent is 100, this field is required and cannot be empty.</p> <ul style="list-style-type: none"> • Allow {phone}, {idcardNum} and {id}. Fix the field format as numbers or letters, for other content, allow numbers, English and English characters only, with the characters limit of 255. • Serial port supports outputting Wiegand signal, device needs external serial port -> Wiegand signal conversion plate, which is customized by our company. Passing format of custom content: • Wiegand 26: #26WG{idcardNum}#, Wiegand 34: #34WG{cardNo}# • Attention: {idcardNum}+combination of numbers, range of Wiegand 26 is 1-65535, effective range is 5-digit; the range of Wiegand 34 is 1-4294967295, effective range is 10-digit. If out of the range, output signal will be converted and output ineffective signal.
recNoPerWiegandType	<p>Type of Wiegand output</p> <ul style="list-style-type: none"> • 1. Not output (by default) • 2. Wiegand 26 • 3. Wiegand 34 • 4. Wiegand 50 • 5. Wiegand 66
recNoPerWiegandContent	<p>Custom content of Wiegand output</p> <ul style="list-style-type: none"> • Allow {id}, {idcardNum} and numbers. • Attention: {idcardNum} + combination of numbers, range of Wiegand 26 is 1-65535, effective range is 5-digit; the range of Wiegand 34 is 1-4294967295, effective range is 10-digit; the range of Wiegand 50 is 1-281474976710656, effective range is 48-digit. If exceeds the range, output signal will be converted and output ineffective signal.
recNoPerRelayType	<p>Type of relay output</p> <ul style="list-style-type: none"> • 1. Output • 2. Not output (by default)
recNoPerSaveSpotImage	<p>Switch of saving on-site photos when no permission</p> <ul style="list-style-type: none"> • 1. Off • 2: On (by default)
Recognition general parameters	
saveIdentifyTime	Time window 0s (by default), range 0-86400
recRank	Recognition level

	<ul style="list-style-type: none"> • 1. Non-live • 2. Live (by default) return as 3 • 3. Live (by default)
identifyDistance	<p>Recognition distance</p> <ul style="list-style-type: none"> • 0: No limit • 1: within 0.5m • 2: within 1m (by default) • 3: within 1.5m • 4: within 2m • 5: within 3m • 6: within 4m • If selecting 2 or 3 recognition level, passing in 0, 4, 5, 6 will return 3, which means Within 1.5m; • If selecting level 1 Non-live, then 0-6 can be selected.
delayTimeForCloseDoor	<p>Relay control time</p> <ul style="list-style-type: none"> • 500ms (by default) • Relay controls the time Interval between opening and closing the door, default is 500ms. Please input Integers between 100-25500, round down to hundreds. For example: input Integers between 101-199, 100ms takes effect then.
whitelist	<ul style="list-style-type: none"> • Add whitelist switch for Face&Card comparison; type: Int; 1: Off, 2: On • If turning on whitelist switch, read ID info and compare ID number with that of all personnel in the database, if exists, then compare face with card; if not exists, then reminds no permission
isSimilarEnable	<p>Comparison switch of photo similarity, when enabled, similarity comparison will be done when registering faces; under the same person ID, only photos of this person can be registered. When disabled, one person can use other's photos to register.</p> <ul style="list-style-type: none"> • 1: Off • 2: On (by default)
uniquenessRegImage	<ul style="list-style-type: none"> • Supports Firmware GD30.7206 and above version only • Photo uniqueness is the only switch of judgement; as it is enabled, newly-added photo will be compared with the database, to make sure that the same photo cannot be used to register different user IDs. When it is disabled, compare photos of the same user ID only.
touchTone	<ul style="list-style-type: none"> • Touch screen tone, 1: Disable, 2: Enable (Default)
isIDCardPositive	<ul style="list-style-type: none"> • Positive and negative order of card swiping, 1: Positive (Default), 2: Negative
voiceType	<ul style="list-style-type: none"> • 1: Male voice (Default), 2: Female voice
Fixed display parameters of screen	
applicationName	<p>Application name, content is default as null Can pass random characters, with the limitation of 255</p>
companyName	<p>companyName: "Please set company name", priority of effectiveness is higher than that of scrDisplayText2Type: 1, scrDisplayText2Content: "", can pass random characters, with the limitation of 255</p>
scrDisplayText1Type	<p>Type of display text content 1</p> <ul style="list-style-type: none"> • 1. Not display (by default) • 2. Display applicationName • 100. Custom
scrDisplayText1Content	<p>Custom content of display text content 1. If scrDisplayText1Content is 100, this field is required and cannot be empty.</p> <ul style="list-style-type: none"> • Random characters, with the limitation of 255
scrDisplayText2Type	<p>Display text content 2</p> <ul style="list-style-type: none"> • 1. Not display • 2. Display companyName (by default) • 100. Custom

scrDisplayText2Content	Custom content of display text content 2. If scrDisplayText2Type is 100, this field is required and cannot be empty. • Random characters, with the limitation of 255
showIp	Whether to display IP • 1: Hide • 2: Display
showDeviceKey	Whether to display device serial number • 1: Hide • 2: Display (by default)
showPeopleNum	Whether to display number of people • 1: Hide • 2: Display (by default)
wgInputType	Set format of Wiegand input • 1: wg26 format 1 • 2: wg26 format 2 • 3: wg34 • 4: wg50 • 5: wg66
wgInputContentType	Set content of Wiegand input • 1: Card number

Return specification

Type	Code	msg	Reason of trigger
Common errors	LAN_EXP-1006	The XX method is not supported.	Method does not match with url
	LAN_EXP-1004	Device has been disabled, please enable it first before operating	Device is being disabled, rejecting this Interface
	LAN_EXP-1005	Device is busy, please try again later	Device is upgrading, setting network or in process of other tasks
	LAN_EXP-1003	Password not set for Interface services, please set password first	Device has not set password yet
	LAN_EXP-1001	Password error, please check its validity	pass value is not the device password
Parameter anomaly	LAN_EXP-1002	pass parameter anomaly	Misspelled parameter name, parameter missing, incorrect parameter position in request, blank or carriage return in parameter name, parameter value anomaly
	LAN_EXP-2007	config parameter anomaly	
Illegal parameters	LAN_EXP-2008	Json format error of config class	Incorrect json format, or passed value of config is null
	LAN_EXP-2009	Illegal config parameter	Illegal content that not defined is contained in parameter value
Others	LAN_EXP-2175	TTL interface onflicts (Card, Face&Card-in-one)	Represent different recognition mode. When turning on Card recognition, Face&Card-in-one and Face&Card comparison, cannot use the same transmission interface of card number at the same time.
	LAN_EXP-2178	232 interface conflicts (Card, Face&Card-in-one)	
	LAN_EXP-2181	USB interface conflicts (Card, Face&Card-in-one)	
	LAN_EXP-2184	I ² C interface conflicts (Card, Face&Card-in-one)	
	LAN_EXP-2176	TTL interface onflicts (Card, Face&Card comparison)	
	LAN_EXP-2182	USB interface conflicts (Card, Face&Card comparison)	

	LAN_EXP-2179	232 interface conflicts (Card, Face&Card comparison)	
	LAN_EXP-2185	I ² C interface conflicts (Card, Face&Card comparison)	
	LAN_EXP-2180	232 interface conflicts (Face&Card-in-one, Face&Card-in-one)	
	LAN_EXP-2177	TTL interface onflicts (Face&Card-in-one, Face&Card-in-one)	
	LAN_EXP-2186	I ² C interface conflicts (Face&Card-in-one, Face&Card-in-one)	
	LAN_EXP-2183	USB interface conflicts (Face&Card-in-one, Face&Card-in-one)	
Illegal config parameters	LAN_EXP-2101	Illegal recModeCardEnable parameter	Illegal content that not defined is contained in Json value of config parameter, including but not limited to: when XXType=100, not pass in XXContent, pass in null XXContent, field of String type exceeds the length or format limit, parameter value is beyond the border, and so on.
	LAN_EXP-2102	Illegal recModeCardFaceEnable parameter	
	LAN_EXP-2103	Illegal recModeCardFaceHardware parameter	
	LAN_EXP-2104	Illegal recModeCardFaceIntf parameter	
	LAN_EXP-2105	Illegal recDoubleValue parameter	
	LAN_EXP-2106	Illegal recModeCardHardware parameter	
	LAN_EXP-2107	Illegal recModeCardIntf parameter	
	LAN_EXP-2108	Illegal recModeCardPhoto parameter	
	LAN_EXP-2109	Illegal identifyDistance parameter	
	LAN_EXP-2110	Illegal recRank parameter	
	LAN_EXP-2111	Illegal saveIdentifyTime parameter	
	LAN_EXP-2112	Illegal delayTimeForCloseDoor parameter	
	LAN_EXP-2113	Illegal multiplayerDetection parameter	
	LAN_EXP-2114	Illegal recModeFaceEnable parameter	
	LAN_EXP-2115	Illegal identifyScores parameter	
	LAN_EXP-2116	Illegal recModeIdcardFaceEnable parameter	
	LAN_EXP-2117	Illegal recModeIdcardFaceHardware parameter	
	LAN_EXP-2118	Illegal recModeIdcardFaceIntf parameter	
	LAN_EXP-2119	recCardFaceValue parameter	
	LAN_EXP-2089	Illegal showDeviceKey parameter	
	LAN_EXP-2090	Illegal showPeopleNum parameter	
	LAN_EXP-2018	showIp parameter anomaly	
	LAN_EXP-2021	showIp parameter cannot be null	
	LAN_EXP-2088	ShowIp parameter	
	LAN_EXP-2086	Illegal serialOutContent parameter	
	LAN_EXP-2085	Illegal serialOutMode parameter	
	LAN_EXP-2125	Illegal displayModStrangerContent parameter	
LAN_EXP-2126	Illegal displayModStrangerType parameter		
LAN_EXP-2127	Illegal recStrangerType parameter		
LAN_EXP-2084	Illegal relaySwitch parameter		
LAN_EXP-2129	Illegal recStrangerTimesThreshold parameter		
LAN_EXP-2130	Illegal ttsModStrangerContent parameter		

LAN_EXP-2131	Illegal ttsModStrangerType parameter
LAN_EXP-2087	Illegal weigenContent parameter
LAN_EXP-2133	Illegal recFailWiegandContent parameter
LAN_EXP-2134	Illegal recFailWiegandType parameter
LAN_EXP-2135	Illegal recNoPerComModeContent parameter
LAN_EXP-2136	Illegal recNoPerComModeType parameter
LAN_EXP-2137	Illegal recNoPerDisplayText1Content parameter
LAN_EXP-2138	Illegal recNoPerDisplayText1Type parameter
LAN_EXP-2139	Illegal recNoPerDisplayText2Content parameter
LAN_EXP-2140	Illegal recNoPerDisplayText2Type parameter
LAN_EXP-2141	Illegal recNoPerRelayType parameter
LAN_EXP-2142	Illegal recNoPerTtsModeContent parameter
LAN_EXP-2143	Illegal recNoPerTtsModeType parameter
LAN_EXP-2144	Illegal recNoPerWiegandContent parameter
LAN_EXP-2145	Illegal recNoPerWiegandType parameter
LAN_EXP-2146	Illegal comModContent parameter
LAN_EXP-2147	Illegal comModType parameter
LAN_EXP-2148	Illegal displayModContent parameter
LAN_EXP-2149	Illegal displayModType parameter
LAN_EXP-2150	Illegal recSucDisplayText2Content parameter
LAN_EXP-2151	Illegal recSucDisplayText2Type parameter
LAN_EXP-2152	Illegal isOpenRelay parameter
LAN_EXP-2153	Illegal ttsModType parameter
LAN_EXP-2154	Illegal ttsModContent parameter
LAN_EXP-2155	Illegal wg parameter
LAN_EXP-2156	Illegal recSucWiegandContent parameter
LAN_EXP-2157	Illegal recSucWiegandType parameter
LAN_EXP-2158	Illegal scrDisplayText1Content parameter
LAN_EXP-2159	Illegal scrDisplayText1Type parameter
LAN_EXP-2160	Illegal companyName parameter
LAN_EXP-2161	Illegal crDisplayText2Content parameter
LAN_EXP-2162	Illegal scrDisplayText2Type parameter
LAN_EXP-2030	Illegal orientation parameter
LAN_EXP-2166	Illegal whitelist parameter
LAN_EXP-2167	Illegal applicationName parameter
LAN_EXP-2168	Illegal wgInputType parameter
LAN_EXP-2169	Illegal wgInputContentType parameter

	LAN_EXP-2246	recSucSaveSpotImage parameter anomaly	
	LAN_EXP-2247	Illegal recSucSaveSpotImage parameter	
	LAN_EXP-2248	recFailSaveSpotImage parameter anomaly	
	LAN_EXP-2249	Illegal recFailSaveSpotImage parameter	
	LAN_EXP-2250	recNoPerSaveSpotImage parameter anomaly	
	LAN_EXP-2251	Illegal recNoPerSaveSpotImage parameter	
	LAN_EXP-2277	Illegal isRecognitionOpen parameter	
	LAN_EXP-2296	Illegal isSimilarEnable parameter	
Correct operation	LAN_SUS-0	Set successfully	"data": {Device configuration parameter}

2.4 Device Configuration Query

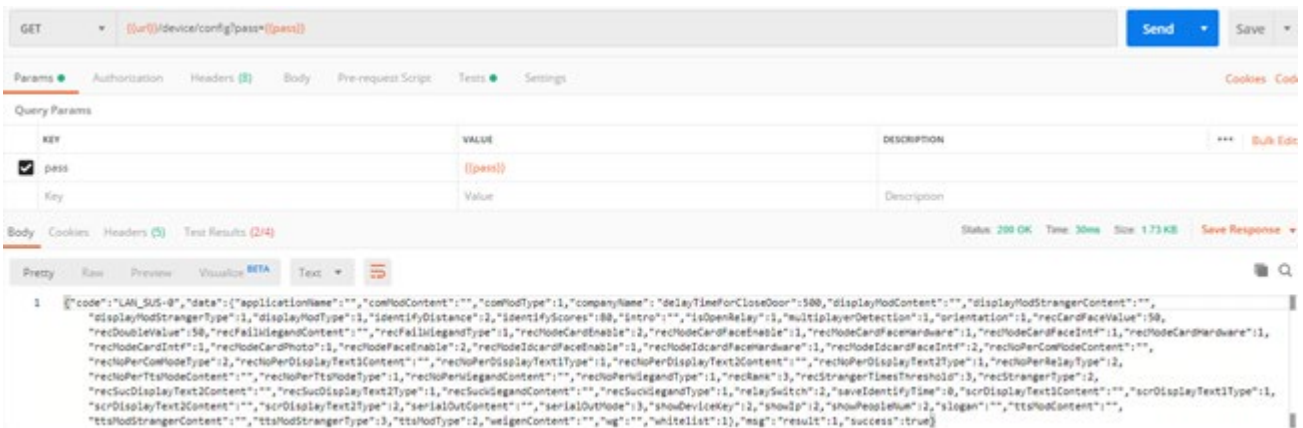
Request data

Method	URL
GET	http://Device IP:8090/device/config

Query domain

Parameter	Description	Type	Required	Default	Additional explanation
pass	Device password	String	Y		

Example of postman



Example of return

```
{
  "code": "LAN_SUS-0",
  "data": {
    "applicationName": "", //String, Name of application/device group, can be applied to business field. Default is null
    "comModContent": "hello", //String, Recognition success – Custom content of serial-port output
    "comModType": 100, //Int, Recognition success – Type of serial-port output. Default 1: Open the door
    "companyName": "My test", //String, Device name, can be applied to business field. Default as “Please set company name”
  }
}
```

"delayTimeForCloseDoor": 500,//Int, Relay control time, default is 500ms

"displayModContent": "{name} welcome",//String, Recognition success – Custom content of screen display text 1

"displayModStrangerContent": "Stranger, attention ",//String, Recognition failure – Custom content of screen display text

"displayModStrangerType": 100,//Int, Recognition failure – Type of screen display text. Default 1: Recognition failed

"displayModType": 100,//Int, Recognition success – Type of screen display text 1. Default 1: Display name

"identifyDistance": 1,//Int, Recognition distance. At most 1.5m can be set for the live, 4m or no limitation for non-live

"identifyScores": 80,//Int, Face recognition – Recognition score. Default is 80, suggested value is 60-100

"isOpenRelay": 1,//Int, Recognition success – Relay output. Default 1: Output

"multiplayerDetection": 1,//Int, Face recognition – Face detection mode. Default 1: Multi-people recognition

"recCardFaceValue": 30,//Int, Face&Card comparison – Recognition score. Default is 50, suggested values 50-100

"recDoubleValue": 70,//Int, Face&Card-in-one – Recognition score. Default is 60, suggested values 60-100

"recFailWiegandContent": "",//String, Recognition failure – Custom content of Wiegand output. Default is null

"recFailWiegandType": 1,//Int, Recognition failure – Type of Wiegand output. Default 1: Not output

"recModeCardEnable": 2,//Int, Card recognition – Switch. Default 2: On

"recModeCardFaceEnable": 1,//Int, Face&Card-in-one – Switch. Default 1: Off

"recModeCardFaceHardware": 1,//Int, Face&Card-in-one – Type of external hardware. Default 1: IC card reader

"recModeCardFaceIntf": 2,//Int, Face&Card-in-one – Transmission Interface of card number. Default 1: TTL

"recModeCardHardware": 1,//Int, Card recognition – Type of external hardware. Default 1: IC card reader

"recModeCardIntf": 2,//Int, Card recognition – Transmission Interface of card number. Default 1: TTL

"recModeCardPhoto": 1,//Int, Control whether to upload on-site photos, default is not store and not upload, 1: Off, 2: On

"recModeFaceEnable": 2,//Int, Face recognition – Switch. Default 2: On

"recModeIdcardFaceEnable": 2,//Int, Face&Card comparison – Switch. Default 1: Off

"recModeIdcardFaceHardware": 3,//Int, Face&Card comparison – Type of external hardware. Default 1: SYNJONES

"recModeIdcardFaceIntf": 1,//Int, Face&Card comparison – Transmission Interface of card number. Default 1: TTL serial port

"recNoPerComModeContent": "",//String, Insufficient permission – Custom content of serial-port output

"recNoPerComModeType": 2,//Int, Insufficient permission – Type of serial-port output. Default 2: Not output

"recNoPerDisplayText1Content": "",//String, Insufficient permission – Custom content of screen display text 1

"recNoPerDisplayText1Type": 1,//Int, Insufficient permission – Type of screen display text 1. Default 1: Display name

"recNoPerDisplayText2Content": "",//String, Insufficient permission – Custom content of screen display text 2

"recNoPerDisplayText2Type": 1,//Int, Insufficient permission – Type of screen display text 2. Default 1: No permission

"recNoPerRelayType": 2,//Int, Insufficient permission – Type of relay output. Default 2: Not output

"recNoPerTtsModeContent": "",//String, Insufficient permission – Custom content of voice broadcast

"recNoPerTtsModeType": 1,//Int, Insufficient permission – Type of voice broadcast. Default 1: Name + No permission


```

"recNoPerWiegandContent": "",//String, Insufficient permission – Custom content of Wiegand output.
Default is null
"recNoPerWiegandType": 1,//Int, Insufficient permission – Type of Wiegand output. Default 1: Not output
"recRank": 3,//Int, Recognition level. Level 3 by default: Live
"recStrangerTimesThreshold": 3,//Int, Recognition failure – Number of judging times. Default is 3, allow
passing in Integers between 1-20, the larger the value, the more accurate of recognition, but takes longer time
"recStrangerType": 2,//Int, Recognition failure – Switch. Default 2: On
"recSucDisplayText2Content": "",//String, Recognition success – Custom content of screen display text 2
"recSucDisplayText2Type": 1,//Int, Recognition success – Type of screen display text 2. Default 1:
Recognized successfully
"recSucWiegandContent": "",//String, Recognition success – Custom content of Wiegand output. Default is
null
"recSucWiegandType": 1,//Int, Recognition success – Type of Wiegand output. Default 1: Not output
"relaySwitch": 2,//Int, Recognition failure – Type of relay output. Default 2: Not output
"saveIdentifyTime": 0,//Int, Time window of recognition records, in second. 0s by default, upload each piece
of recognition record
"scrDisplayText1Content": "",//String, Custom content of screen display text 1
"scrDisplayText1Type": 1,//Int, Type of screen display text 1. Default 1: Not display
"scrDisplayText2Content": "",//String, Custom content of screen display text 2
"scrDisplayText2Type": 1,//Int, Type of screen display text 1. Default 2: Display device name (company
name)
"serialOutContent": "strangerwarning",//String, Recognition failure – Custom content of serial-port output
"serialOutMode": 3,//Int, Recognition failure – Type of serial-port output. Default 3: Not output
"showDeviceKey": 2,//Int, Screen displays device-device serial number. Default 2: Display
"showIp": 2,//Int, Screen displays device-IP. Default 2: Display
"showPeopleNum": 2,//Int, Screen displays device – number of people. Default 2: Display
"ttsModContent": "{name}",//String, Recognition success – Custom content of voice broadcast
"ttsModStrangerContent": "Hello, stranger",//String, Recognition failure – Custom content of voice
broadcast
"ttsModStrangerType": 100,//Int, Recognition failure – Type of voice broadcast. Default 1: Recognition
failed
"ttsModType": 100,//Int, Recognition success – Type of voice broadcast. Default 1: Recognized successfully
"wg": "",//String, Recognition failure – Custom content of Wiegand output. This field is not suggested to use,
pass in null content
"whitelist": 1//Int, Face&Card comparison – Whitelist switch. Default 1: Off
"wgInputType": 1, //Int, Set Wiegand input format. Default 1: wg26 format 1
"wgInputContentType": 1//Int, Set Wiegand input content. Default 1: Card number
"isRecogniitonOpen": 1//Int, Switch of Face comparison. Default 2: On
"touchTone":2,//Int, Touch screen tone, 1: Disable, 2: Enable (Default)
"isIDCardPositive":1,//Int, Positive and negative order of card swiping 1: Positive (Default) , 2:
Negative
"voiceType":1,//Int, Male and female voice broadcast switching, 1: Male voice (Default) , 2:
Female voice
},
"msg": " Set successfully",
"result": 1,
"success": true
}

```

Return specification

i Attention: When using GET request, parameter is put in url, “#” has special meaning in url, “#” and character strings behind are invalid, so, if “#” contained in id parameter content, an anomaly error will be reported.

Type	Code	msg	Reason of trigger
Common errors	LAN_EXP-1006	The XX method is not supported.	Method does not match with url
	LAN_EXP-1004	Device has been disabled, please enable it first before operating	Device is being disabled, rejecting this Interface
	LAN_EXP-1005	Device is busy, please try again later.	Device is upgrading, setting network or in process of other tasks.
	LAN_EXP-1003	Password not set for Interface services, please set password first	Device has not set password yet
	LAN_EXP-1001	Password error, please check its validity	pass value is not the device password
Parameter anomaly	LAN_EXP-1002	pass parameter anomaly	Misspelled parameter name, parameter missing, incorrect parameter position in request, blank or carriage return in parameter name, parameter value anomaly
Correct operation	LAN_SUS-0	Queried successfully	pass is correct

2.5 Recognition Mode Configuration

Request data

Method	URL
POST	http://Device IP:8090/device/setIdentifyModel

Header domain

Parameter	Description	Type	Required	Default	Additional explanation
Content-Type	Designate request type of media	String	Y		application/x-www-form-urlencoded

Body domain

Parameter	Description	Type	Required	Default	Additional explanation
pass	Device password	String	Y		
config	Configuration collection of recognition modes	Json	Y		Example of Json: <pre>{ "recModeFaceEnable":2, "repeatRegEnable":1, "regInterval":2000, "recModeCardEnable":2, "recModeCardIntf":2, "recModeCardHardware": 1, "recModeCardFaceEnable": 1, "recDoubleValue": 70 "recModeCardFaceIntf": 2, "recModeCardFaceHardware": 1, "recModeIdcardFaceEnable":1,</pre>

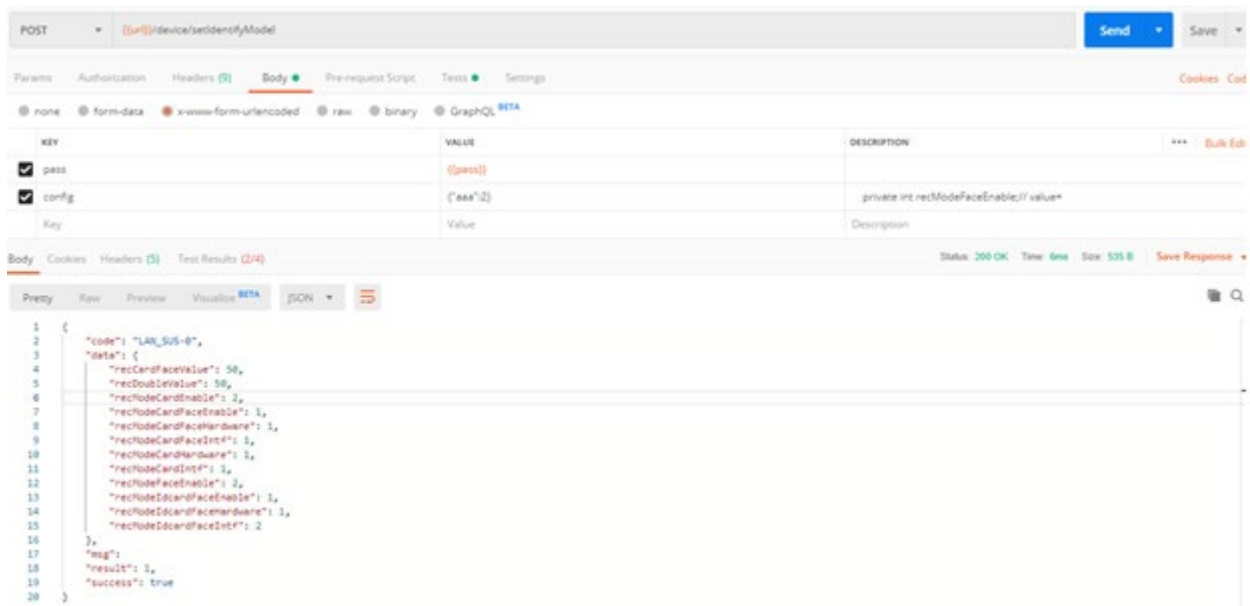
					<pre> “recCardFaceValue”: 30, “recModeIdcardFaceIntf”: 3, “recModeIdcardFaceHardware”: 2, “recModeDOBEnable”:1 “recModePasswordEnable”:2, “recModeQREnable”:1, “recDisplayImageMode”:1 } </pre>
--	--	--	--	--	---

Parameter specification

Name of field	Meaning and value
Face recognition parameters	
recModeFaceEnable	Face mode switch 1: Off 2: On (by default)
repeatRegEnable	Switch of continuous recognition 1: Off 2: On (by default)
regInterval	Interval of continuous recognition Range of setting: 500~25500ms Default: 2000ms
Card recognition parameters	
recModeCardEnable	Card mode switch 1: Off 2: On (by default)
recModeCardIntf	Transmission Interface of card number * 1. TTL serial port (by default) * 2. 232 serial port * 3. USB * 4. I ² C *The built-in card module of Uface device is TTL serial port * USB (or TTL or 232 or I ² C) Interface can only be used by one kind of recognition mode, if >1 kinds of mode use USB (or TTL or 232 or I ² C), then an error will be reported.
recModeCardHardware	Type of external hardware * 1. IC card reader (by default) * 2. SYNJONES * 3. ROUTON *4. ZKT The built-in card module of Uface device is IC card reader
Face&Card-in-one	
recModeCardFaceEnable	Face&Card-in-one switch * 1. Off (by default) * 2. On
recDoubleValue	Face&Card-in-one threshold * 60 (by default) Allow all Integers between 0-100. Tips: Please input Integers between 50-100. The greater the scores, the higher the recognition accuracy, but the recognition speed will slow down.
recModeCardFaceIntf	Transmission Interface of card number * 1. TTL serial port (by default) * 2. 232 serial port * 3. USB * 4. I ² C The built-in card module of Uface device is TTL serial port USB (or TTL or 232 or I ² C) Interface can only be used by one kind of

	recognition mode, if >1 kinds of mode use USB (or TTL or 232 or I ² C), then an error will be reported.
recModeCardFaceHardware	Type of external hardware * 1. IC card reader (by default) * 2. SYNJONES * 3. ROUTON *4. ZKT The built-in card module of Uface device is IC card reader
Face&Card comparison	
recModeIdcardFaceEnable	Face&Card comparison switch * 1. Off (by default) * 2. On
recCardFaceValue	Face&Card comparison threshold * 50 (by default) Allow all Integers between 0-100. Tips: Please input Integers between 50-100. The greater the scores, the higher the recognition accuracy, but the recognition speed will slow down.
recModeIdcardFaceIntf	Transmission Interface of card number * 1. TTL serial port (by default) * 2. 232 serial port * 3. USB * 4. I ² C Use 232 serial port to connect external SYNJONES ID reader by default *USB (or TTL or 232 or I ² C) Interface can only be used by one kind of recognition mode, if >1 kinds of mode use USB (or TTL or 232 or I ² C), then an error will be reported.
recModeIdcardFaceHardware	Type of external hardware 1. SYNJONES (by default) *2. ZKT *3. ROUTON *4. CHINA-VISION Use 232 serial port to connect external SYNJONES ID reader by default
Other parameters	
recModeDOBEnable	Switch of exit button * 1. Off (by default) * 2. On
recModePasswordEnable	Switch of password opening * 1. Off * 2. On (by default)
recModeQREnable	Switch of QR code opening * 1. Off (by default) * 2. On * 3. Enable face recognition + QR code comparison
recDisplayImageMode	Display type of on-site photos * 1. Display on-site photos * 2. Display registration photos * 3. Not display photos
recModeQRCodeComparison	Comparison method 1. Compare in third-party platform 2. Compare within database Attention: parameter will take effect only when recModeQREnable is set as 2
recModePwdCardEnable	Switch of card&password opening 1: Off (by default) 2: On

Example of postman



Example of return

```

{
  "code": "LAN_SUS-0",
  "data": {
    "recCardFaceValue": 30,
    "recDoubleValue": 70,
    "recModeCardEnable": 2,
    "recModeCardFaceEnable": 1,
    "recModeCardFaceHardware": 1,
    "recModeCardFaceIntf": 2,
    "recModeCardHardware": 1,
    "recModeCardIntf": 2,
    "recModeFaceEnable": 2,
    "recModeIdcardFaceEnable": 1,
    "recModeIdcardFaceHardware": 2,
    "recModeIdcardFaceIntf": 3,
    "repeatRegEnable": 1,
    "regInterval": 2000,
    "recModeDOBEnable": 1
    "recModePasswordEnable": 2
    "recModeQRable": 1
  },
  "msg": "Set successfully",
  "result": 1,
  "success": true}

```

Return specification

Type	Code	msg	Reason of trigger
Common errors	LAN_EXP-1006	The XX method is not supported.	Method does not match with url.
	LAN_EXP-1004	Device has been disabled, please enable it first before operating	Device is being disabled, rejecting this Interface
	LAN_EXP-1005	Device is busy, please try again later	Device is upgrading, setting network or in process of other tasks

	LAN_EXP-1003	Password not set for Interface services, please set password first	Device has not set password yet
	LAN_EXP-1001	Password error, please check its validity	pass value is not the device password
Parameter anomaly	LAN_EXP-1002	pass parameter anomaly	Misspelled parameter name, parameter missing, incorrect parameter position in request, blank or carriage return in parameter name, parameter value anomaly
	LAN_EXP-2007	config parameter anomaly	
Illegal parameters	LAN_EXP-2013	config parameter cannot be null	Pass in null config value
	LAN_EXP-2008	json format error of config class	Incorrect json format
	LAN_EXP-2009	Illegal config parameter	Illegal content that not defined is contained in parameter value
Others	LAN_EXP-2175	TTL Intf conflicts (Card, Face&Card-in-one)	When turning on Card recognition, Face&Card-in-one and Face&Card comparison, cannot use the same transmission Interface of card number at the same time (Intf)
	LAN_EXP-2176	TTL Intf conflicts (Card, Face&Card comparison)	
	LAN_EXP-2177	TTL Intf conflicts (Face&Card-in-one, Face&Card comparison)	
	LAN_EXP-2178	232 Intf conflicts (Card, Face&Card-in-one)	
	LAN_EXP-2179	232 Intf conflicts (Card, Face&Card comparison)	
	LAN_EXP-2180	232 Intf conflicts (Face&Card-in-one, Face&Card comparison)	
	LAN_EXP-2181	USB Intf conflicts (Card, Face&Card-in-one)	
	LAN_EXP-2182	USB Intf conflicts (Card, Face&Card comparison)	
	LAN_EXP-2183	USB Intf conflicts (Face&Card-in-one, Face&Card comparison)	
	LAN_EXP-2184	I2C Intf conflicts (Card, Face&Card-in-one)	
	LAN_EXP-2185	I2C Intf conflicts (Card, Face&Card comparison)	
	LAN_EXP-2186	I2C Intf conflicts (Face&Card-in-one, Face&Card comparison)	
Illegal Config parameters	LAN_EXP-2114	Illegal recModeFaceEnable parameter	Illegal content that not defined is contained in Json value of config parameter, including but not limited to: parameter value is beyond the border, and so on.
	LAN_EXP-2101	Illegal recModeCardEnable parameter	
	LAN_EXP-2102	Illegal recModeCardFaceEnable parameter	
	LAN_EXP-2106	Illegal recModeCardHardware parameter	
	LAN_EXP-2104	Illegal recModeCardFaceIntf parameter	
	LAN_EXP-2103	Illegal recModeCardFaceHardware parameter	
	LAN_EXP-2116	Illegal recModeIdcardFaceEnable parameter	
	LAN_EXP-2118	Illegal recModeIdcardFaceIntf parameter	
	LAN_EXP-2117	Illegal recModeIdcardFaceHardware parameter	
	LAN_EXP-2119	Illegal recCardFaceValue parameter	

	LAN_EXP-2105	Illegal recDoubleValue parameter	
	LAN_EXP-2198	Illegal repeatRegEnable parameter	
	LAN_EXP-2199	Illegal regInterval parameter	
	LAN_EXP-2206	Illegal recModeDOBEnable parameter	
	LAN_EXP-2235	Illegal recModePasswordEnable parameter	
	LAN_EXP-2237	Illegal recModeQREnable parameter	
	LAN_EXP-2244	recDisplayImageMode parameter anomaly	
	LAN_EXP-2245	Illegal recDisplayImageMode parameter	
Correct operation	LAN_SUS-0	Configured successfully	"data": {Device configures parameters}

2.6 Serial-port & Wiegand Output Control of Strangers

Request data

Method	URL
POST	http://Device IP:8090/setStrangerOutInfo

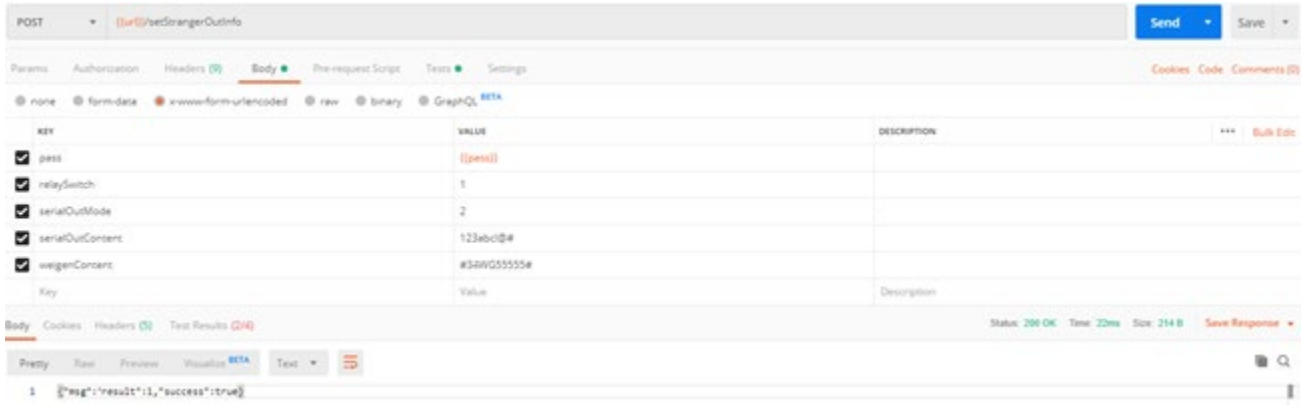
Header domain

Parameter	Description	Type	Required	Default	Additional explanation
Content-Type	Designate the request type of media	String	Y		application/x-www-form-urlencoded

Body domain

Parameter	Description	Type	Required	Default	Additional explanation
pass	Device password	String	Y		
relaySwitch	Relay switching value	Int	Y	1	<ul style="list-style-type: none"> • Within custom 0: Close • 1: Open (Open the door with relay)
serialOutMode	Type of serial-port output	Int	Y	1	<ul style="list-style-type: none"> • 0: Close • 1: Open (Open the door with serial port in 1st generation devices) • 2: Custom.
serialOutContent	Custom content of serial-port	String	Y		Custom content of serial-port. Allow numbers, English, and English characters only, with the characters limit of 255.
wiegenContent	Custom content of Wiegand	String	Y		Custom content of Wiegand. Passed-in format of custom content: <ul style="list-style-type: none"> • Wiegand 26: #26WG+random numbers# • Wiegand 34: #34WG+random numbers# • Wiegand 26: #WG+random numbers#. • Attention: the range of Wiegand 26 is 1-65535, effective range is 5-digit; the range of Wiegand 34 is 1-4294967295, effective range is 10-digit. If exceeds the range, output signal will be converted and output ineffective signal.

Example of postman



Example of return

```
{
  "code": "LAN_SUS-0",
  "msg": "Set successfully ",
  "result": 1,
  "success": true
}
```

Return specification

Type	Code	msg	Reasons of trigger
Common errors	LAN_EXP-1006	The XX method is not supported.	Method does not match with url
	LAN_EXP-1004	Device has been disabled, please enable it first before operating	Device is being disabled, rejecting this Interface
	LAN_EXP-1005	Device is busy, please try again later	Device is upgrading, setting network or in process of other tasks
	LAN_EXP-1003	Password not set for Interface services, please set password first	Device has not set password yet
	LAN_EXP-1001	Password error, please check its validity	pass value is not the device password
Parameter anomaly	LAN_EXP-1002	pass parameter anomaly	Misspelled parameter name, parameter missing, incorrect parameter position in request, blank or carriage return in parameter name, parameter value anomaly
	LAN_EXP-2014	relaySwitch parameter anomaly	
	LAN_EXP-2015	serialOutMode parameter anomaly	
	LAN_EXP-2016	serialOutContent parameter anomaly	
Illegal parameters	LAN_EXP-2017	weigenContent parameter anomaly	Illegal content not defined is contained in parameter value
	LAN_EXP-2084	Illegal relaySwitch parameter	
	LAN_EXP-2085	Illegal serialOutMode parameter	
	LAN_EXP-2086	Illegal serialOutContent parameter	
Correct operation	LAN_EXP-2087	Illegal weigenContent parameter	Parameter set successfully
	LAN_SUS-0	Set successfully	

2.7 Hide IP, Device Serial Number and Number of People

Request data

Method	URL
POST	http://Device IP:8090/widgetConfig

Header domain

Parameter	Description	Type	Required	Default	Additional explanation
Content-Type	Designate request type of media	String	Y		application/x-www-form-urlencoded

Body domain

Parameter	Description	Type	Required	Default	Additional explanation
pass	Device password	String	Y		
showIp	Device IP	Int	Y	0	<ul style="list-style-type: none"> 0: Display (by default) 1: Hide
showDeviceKey	Device serial number	Int	Y	0	<ul style="list-style-type: none"> 0: Display (by default) 1: Hide
showPeopleNum	Personnel/Photos	Int	Y	0	<ul style="list-style-type: none"> 0: Display (by default) 1: Hide

Example of postman

The screenshot shows a Postman interface for a POST request to `/api/widgetConfig`. The request body is set to `x-www-form-urlencoded` and contains the following parameters:

KEY	VALUE	DESCRIPTION
pass	{(pass)}	
showIp	0	
showDeviceKey	1	
showPeopleNum	0	

The response status is 200 OK, and the response body is:

```
1 [{"msg": "result": 1, "success": true}]
```

Example of return

```
{
  "code": "LAN_SUS-0",
  "msg": "Set successfully ",
  "result": 1,
  "success": true
}
```

Return specification

Type	Code	msg	Reason of trigger
Common errors	LAN_EXP-1006	The XX method is not supported.	Method does not match with url
	LAN_EXP-1004	Device has been disabled, please enable it first before operating	Device is being disabled, rejecting this Interface
	LAN_EXP-1005	Device is busy, please try again later	Device is upgrading, setting network or in process of other tasks
	LAN_EXP-1003	Password not set for Interface services, please set password first	Device has not set password yet
	LAN_EXP-1001	Password error, please check its validity	pass value is not the device password
Parameter anomaly	LAN_EXP-1002	pass parameter anomaly	Misspelled parameter name, parameter missing, incorrect parameter position in request, blank or carriage return in
	LAN_EXP-2018	showIp parameter anomaly	
	LAN_EXP-2019	showDeviceKey parameter anomaly	

	LAN_EXP-2020	showPeopleNum parameter anomaly	parameter name, parameter value anomaly
Illegal parameters	LAN_EXP-2088	Illegal showIp parameter	Illegal content that not defined is contained in parameter value
	LAN_EXP-2089	Illegal showDeviceKey parameter	
	LAN_EXP-2090	Illegal showPeopleNum parameter	
	LAN_EXP-2021	showIp parameter cannot be null	Pass in showIp, but content is null
	LAN_EXP-2022	showDeviceKey parameter cannot be null	Pass in showDeviceKe, but content is null
	LAN_EXP-2023	showPeopleNum parameter cannot be null	Pass in showPeopleNum, but content is null
Correct operation	LAN_SUS-0	Set successfully	Parameter set successfully

2.8 Logo Change

Data Request

Method	URL
POST	http://Device IP:8090/changeLogo

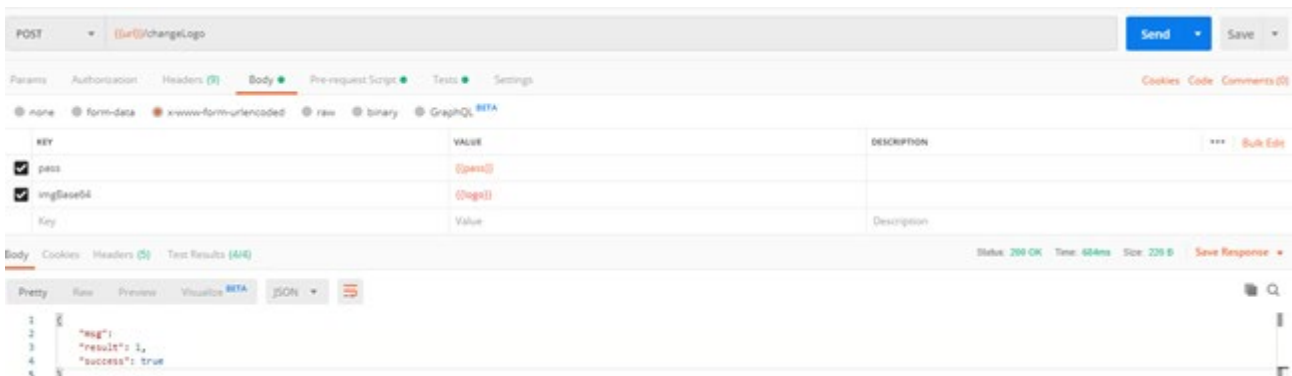
Header domain

Parameter	Description	Type	Required	Default	Additional explanation
Content-Type	Designate the request type of media	String	Y		application/x-www-form-urlencoded

Body domain

Parameter	Description	Type	Required	Default	Additional explanation
pass	Device password	String	Y		
imgBase64	Base64 code strings of logo image	String	Y		<ul style="list-style-type: none"> Without the header, for example: data:image/jpg; base64, Passing in -1 means clearing img2 set before, and display the default image There is no restriction for the image size, but it will be zipped to the size of 1:1 at last. Oversized is not suggested. Support JPG, PNG and JPEG image

Example of postman



Example of return

```
{
  "code": "LAN_SUS-0",
  "msg": "Image set successfully",
  "result": 1,
  "success": true
}
```

Return specification

Type	Code	msg	Reason of trigger
Common errors	LAN_EXP-1006	The XX method is not supported.	Method does not match with url
	LAN_EXP-1004	Device has been disabled, please enable it first before operating	Device is being disabled, rejecting this Interface
	LAN_EXP-1005	Device is busy, please try again later	Device is upgrading, setting network or in process of other tasks
	LAN_EXP-1003	Password not set for Interface services, please set password first	Device has not set password yet
	LAN_EXP-1001	Password error, please check its validity	pass value is not the device password
Parameter anomaly	LAN_EXP-1002	pass parameter anomaly	Misspelled parameter name, parameter missing, incorrect parameter position in request, blank or carriage return in parameter name, parameter value anomaly
	LAN_EXP-2024	imgBase64 parameter anomaly	
Image anomaly	LAN_EXP-2025	imgBase64 analysis anomaly	Device received the image but failed to receive the converted code
Other	LAN_EXP-2026	Failed to set, image storage anomaly	Unknown anomaly in device storage
Correct operations	LAN_SUS-0	Images are cleared and restore to default display	Restore image to factory setting
	LAN_SUS-0	Image set successfully	Image is changed

2.9 img1 Change**Data Request**

Method	URL
PUT	http://Device IP:8090/device/img1

Header domain

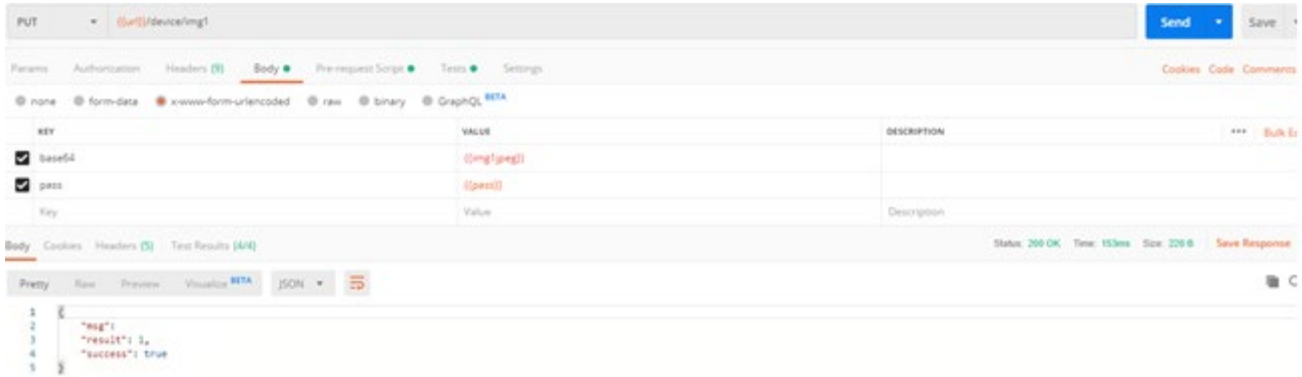
Parameter	Description	Type	Required	Default	Additional explanation
Content-Type	Designate the request type of media	String	Y		application/x-www-form-urlencoded

Body domain

Parameter	Description	Type	Required	Default	Additional explanation
pass	Device password	String	Y		
base64	Base64 code string of img1	String	Y		<ul style="list-style-type: none"> Without the header, Such as: data: image/jpg; base64, Passing in -1 means clearing img1 set before, and display the default image

					<ul style="list-style-type: none"> • There is no restriction for the image size, but it will be zipped to the size of 1:1 at last. Oversized is not suggested. • Supports JPG, PNG and JPEG image
--	--	--	--	--	---

Example of postman



Example of return

```
{
  "code": "LAN_SUS-0",
  "msg": "Image set successfully ",
  "result": 1,
  "success": true
}
```

Return specification

Type	Code	msg	Reason of trigger
Common errors	LAN_EXP-1006	The XX method is not supported.	Method does not match with url
	LAN_EXP-1004	Device has been disabled, please enable it first before operating	Device is being disabled, rejecting this Interface
	LAN_EXP-1005	Device is busy, please try again later	Device is upgrading, setting network or in process of other tasks
	LAN_EXP-1003	Password not set for Interface services, please set password first	Device has not set password yet
	LAN_EXP-1001	Password error, please check its validity	pass value is not the device password
Parameter anomaly	LAN_EXP-1002	pass parameter anomaly	Misspelled parameter name, parameter missing, incorrect parameter position in request, blank or carriage return in parameter name, parameter value anomaly
	LAN_EXP-2027	base64 parameter anomaly	
Image anomaly	LAN_EXP-2028	base64 image analysis anomaly	Device received the image but failed to receive the converted code
Other	LAN_EXP-2026	Failed to set, image storage anomaly	Unknown anomaly in device storage
Correct operations	LAN_SUS-0	Images are cleared and restore to default display	Restore image to factory setting
	LAN_SUS-0	Image set successfully	Image is changed

2.10 Forbidden Interface Image Change (Not supported in Hisilicon series)

i Attention: Version above GH-V5.1000 will not support this Interface any more, branches of new baseline neither.

Data Request

Method	URL
PUT	http://Device IP:8090/device/disableImg

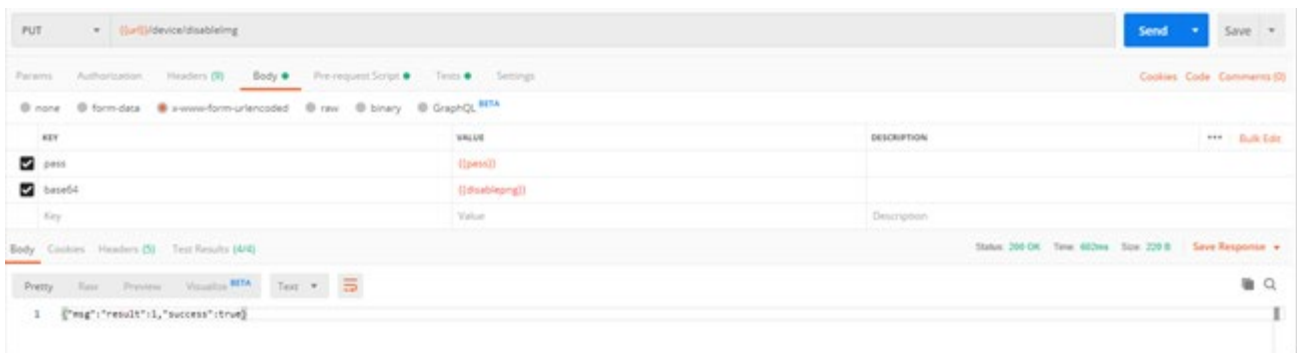
Header domain

Parameter	Description	Type	Required	Default	Additional explanation
Content-Type	Designate the request type of media	String	Y		application/x-www-form-urlencoded

Body domain

Parameter	Description	Type	Required	Default	Additional explanation
pass	Device password	String	Y		
base64	Base64 code string of device forbidden Interface	String	Y		<ul style="list-style-type: none"> Without header, such as: data:image/jpg;base64, Passing in -1 means clearing img2 set before, and display the default image size, There is no restriction for the image size, but it will be zipped to the size of 1:1 at last. Oversized is not suggested. Supports JPG, PNG and JPEG image

Example of postman



Example of return

```
{
  "code": "LAN_SUS-0",
  "msg": "Image set successfully",
  "result": 1,
  "success": true
}
```

Return specification

Type	Code	msg	Reason of trigger
Common errors	LAN_EXP-1006	The XX method is not supported.	Method does not match with url
	LAN_EXP-1004	Device has been disabled, please enable it first before operating	Device is being disabled, rejecting this Interface

	LAN_EXP-1005	Device is busy, please try again later	Device is upgrading, setting network or in process of other tasks
	LAN_EXP-1003	Password not set for Interface services, please set password first	Device has not set password yet
	LAN_EXP-1001	Password error, please check its validity	pass value is not the device password
Parameter anomaly	LAN_EXP-1002	pass parameter anomaly	Misspelled parameter name, parameter missing, incorrect parameter position in request, blank or carriage return in parameter name, parameter value anomaly
	LAN_EXP-2027	base64 parameter anomaly	
Image anomaly	LAN_EXP-2028	base64 image analysis anomaly	Device received the image but failed to receive the transfer code
Others	LAN_EXP-2026	Failed to set, image storage anomaly	Unknown anomaly in device storage
Correct operations	LAN_SUS-0	Images are cleared and restore to default display	Restore image to factory setting
	LAN_SUS-0	Image set successfully	Image is changed

2.11 Screen Direction Change

Data Request

Method	URL
POST	http://Device IP:8090/setScreenOrt

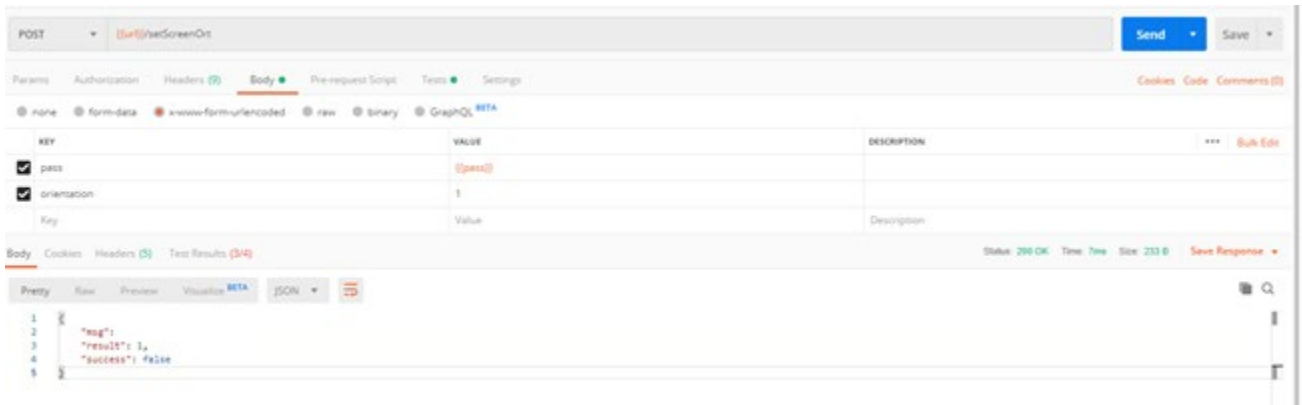
Header domain

Parameter	Description	Type	Required	Default	Additional explanation
Content-Type	Designate the request type of media	String	Y		application/x-www-form-urlencoded

Body domain

Parameter	Description	Type	Required	Default	Additional explanation
pass	Device password	String	Y		
orientation	Screen direction	String	Y	2	<ul style="list-style-type: none"> Default as Landscape, 1: Landscape, 2: Portrait Call the Interface, manually power off and restart in 3s, or call the restart Interface, screen direction setting will take effect after restarting The change of screen direction only takes effect on 1st generation devices

Example of postman



Example of return

```
{
  "msg": "Device does not support",
  "result": 1,
  "success": false
}
```

Return specification

Type	Code	msg	Reason of trigger
Common errors	LAN_EXP-1006	The XX method is not supported.	Method does not match with url
	LAN_EXP-1004	Device has been disabled, please enable it first before operating	Device is being disabled, rejecting this Interface
	LAN_EXP-1005	Device is busy, please try again later	Device is upgrading, setting network or in process of other tasks
	LAN_EXP-1003	Password not set for Interface services, please set password first	Device has not set password yet
	LAN_EXP-1001	Password error, please check its validity	pass value is not the device password
Parameter anomaly	LAN_EXP-1002	pass parameter anomaly	Misspelled parameter name, parameter missing, incorrect parameter position in request, blank or carriage return in parameter name, parameter value anomaly
	LAN_EXP-2029	orientation parameter anomaly	
Illegal parameters	LAN_EXP-2030	Illegal orientation parameter	Pass in orientation value, other than 1 or 2
Other	LAN_EXP-2031	Device does not support	Currently no hardware products supported
Correct operation	LAN_SUS-0	Direction will be changed after restarting	Take effect only on 1st generation devices

2.12 Wired Network Configuration

Data Request

Method	URL
POST/GET	http://Device IP:8090/setNetInfo

Header domain

Parameter	Description	Type	Required	Default	Additional explanation
Content-Type	Designate the request type of media	String	Y		application/x-www-form-urlencoded

Body domain

Parameter	Description	Type	Required	Default	Additional explanation
pass	Device password	String	Y		
isDHCPMod	Select DHCP mode	Int	Y		Device is in DHCP mode by default, to obtain IP address automatically <ul style="list-style-type: none"> Pass in 1: Configure device as DHCP mode, auto obtain dynamic IP, no need to pass in other parameters. Pass in 2: Custom network configuration, manually set static IP, all parameters except for subnetMask must be passed in and cannot be null Device network is smooth, then will auto refresh IP address every minute
ip	ip address	String	N/Y		Pass in ip field name in lower case, ip cannot be greater than 255
gateway	Gateway	String	N/Y		
subnetMask	Subnet mask	String	N		
DNS	DNS server	String	N/Y		

Example of postman

The screenshot shows a Postman interface for a POST request to `http://192.168.24.1/lanNetInfo`. The body is set to `x-www-form-urlencoded` and contains the following parameters:

KEY	VALUE	DESCRIPTION
pass	{{pass}}	
isDHCPMod	2	
ip	192.168.24.51	
gateway	192.168.24.1	
subnetMask	255.255.255.0	
DNS	8.8.4.4	

The response is a JSON object: `{ "data": { "dns": "8.8.4.4", "gateway": "192.168.24.1", "ip": "192.168.24.51", "isDHCPMode": 2 }, "msg": "result:1", "success": true }`. The status is 200 OK, Time: 31ms, Size: 334 B.

Example of return

```
{
  "code": "LAN_SUS-0",
  "data": {
    "dns1": "8.8.4.4",
    "dns2": "8.8.8.8",
    "gateway": "192.168.24.1",
    "ip": "192.168.24.51",
  }
}
```

```

    "dHCPMod": false,
    "subnetMask": "255.255.255.0"
  },
  "msg": "Fixed IP configured successfully, please restart the device in 5s ",
  "result": 1,
  "success": true
}

```

Return specification

Type	Code	msg	Reason of trigger
Common errors	LAN_EXP-1006	The XX method is not supported.	Method does not match with url
	LAN_EXP-1004	Device has been disabled, please enable it first before operating	Device is being disabled, rejecting this Interface
	LAN_EXP-1005	Device is busy, please try again later	Device is upgrading, setting network or in process of other tasks
	LAN_EXP-1003	Password not set for Interface services, please set password first	Device has not set password yet
	LAN_EXP-1001	Password error, please check its validity	pass value is not the device password
Parameter anomaly	LAN_EXP-1002	pass parameter anomaly	Misspelled parameter name, parameter missing, incorrect parameter position in request, blank or carriage return in parameter name, parameter value anomaly When isDHCPMod=2, if not pass in parameter name of ip, gateway, subnetMask and DNS, then will report an error
	LAN_EXP-2032	isDHCPMod parameter anomaly	
	LAN_EXP-2033	ip parameter anomaly	
	LAN_EXP-2034	gateway parameter anomaly	
	LAN_EXP-2036	DNS parameter anomaly	
Illegal parameters	LAN_EXP-2037	Illegal isDHCPMod parameter	Pass in isDHCPMod value except 1 and 2, passed-in value is empty
	LAN_EXP-2038	ip format error	When isDHCPMode=2, ip format error
	LAN_EXP-2039	gateway format error	When isDHCPMode=2, gateway format error
	LAN_EXP-2040	subnetMask format error	When isDHCPMode=2, subnetMask format error
	LAN_EXP-2041	dns format error	When isDHCPMode=2, dns gateway format error
Correct operations	LAN_SUS-0	Already set as DHCP mode	Already set as DHCP mode
	LAN_SUS-0	Fixed IP configured successfully, please restart the device in 5s	Fixed IP set successfully, please restart the device in 5s

2.13 Wireless Network Configuration

Data Request

Method	URL
POST	http://Device IP:8090/setWifi

Header domain

Parameter	Description	Type	Required	Default	Additional explanation
Content-Type	Designate the request type of media	String	Y		application/x-www-form-urlencoded

Body domain

Parameter	Description	Type	Required	Default	Additional explanation
pass	Device password	String	Y		
wifiMsg	Collection of wireless configuration information	Json	Y		Example of Json: <ul style="list-style-type: none"> Auto obtain IP {"ssId":"TP-LINK_E2.4G","pwd":"test-1234","isDHCPMod":true} Fixed IP {"ssId":"TP-LINK_E2.4G","pwd":"test-1234","isDHCPMod":false,"ip":"192.168.20.66","gateway":"192.168.20.1","dns":"8.8.8.8","subnetMask":"255.255.255.0"}

Example of postman



Example of return

```
{
  "code": "LAN_SUS-0",
  "msg": "Device is connecting Wi-Fi, if password is wrong, connection may fail",
  "result": 1,
  "success": true
}
```

Return specification

Type	Code	msg	Reason of trigger
Common errors	LAN_EXP-1006	The XX method is not supported.	Method does not match with url
	LAN_EXP-1004	Device has been disabled, please enable it first before operating	Device is being disabled, rejecting this Interface
	LAN_EXP-1005	Device is busy, please try again later	Device is upgrading, setting network or in process of other tasks
	LAN_EXP-1003	Password not set for Interface services, please set password first	Device has not set password yet

	LAN_EXP-1001	Password error, please check its validity	pass value is not the device password
Parameter anomaly	LAN_EXP-1002	pass parameter anomaly	Misspelled parameter name, parameter missing, incorrect parameter position in request, blank or carriage return in parameter name, parameter value anomaly
	LAN_EXP-2042	wifiMsg parameter anomaly	
	LAN_EXP-2043	pwd parameter anomaly	
Illegal parameters	LAN_EXP-2045	wifiMsg json format error	json format is wrong, or netMsg value is empty
	LAN_EXP-2053	ssid parameter cannot be null	Not passed in ssid or content is null
	LAN_EXP-2055	Illegal characters contained in pwd!	Password only allows numbers, letters and English characters
	LAN_EXP-2044	isDHCPMod parameter cannot be null	Not passed in isDHCPMode or content is null
	LAN_EXP-2037	Illegal isDHCPMod parameter	Pass in isDHCPMode value except true and false, content is null (including 0 or 1)
	LAN_EXP-2046	ip parameter cannot be null	When isDHCPMode=false, not passed in ip or content is null
	LAN_EXP-2038	ip format error	When isDHCPMode=false, ip format error
	LAN_EXP-2047	gateway parameter cannot be null	When isDHCPMode=false, not passed in gateway or content is null
	LAN_EXP-2039	gateway format error	When isDHCPMode=false, gateway format error
	LAN_EXP-2040	subnetMask format error	When isDHCPMode=false, subnetMask format error
	LAN_EXP-2048	dns parameter cannot be null	When isDHCPMode=false, not passed in dns or content is null
	LAN_EXP-2041	dns format error	When isDHCPMode=false, dns format error
	LAN_EXP-2093	Wi-Fi list is empty, please request again	Wi-Fi list searched by the device is empty
Correct operation	LAN_SUS-0	Device starts to connect to Wi-Fi, if password is wrong, connection may fail Currently, device is on Auto obtain IP mode	Set successfully

2.14 Device Time Setting

Data Request

Method	URL
POST	http://Device IP:8090/setTime

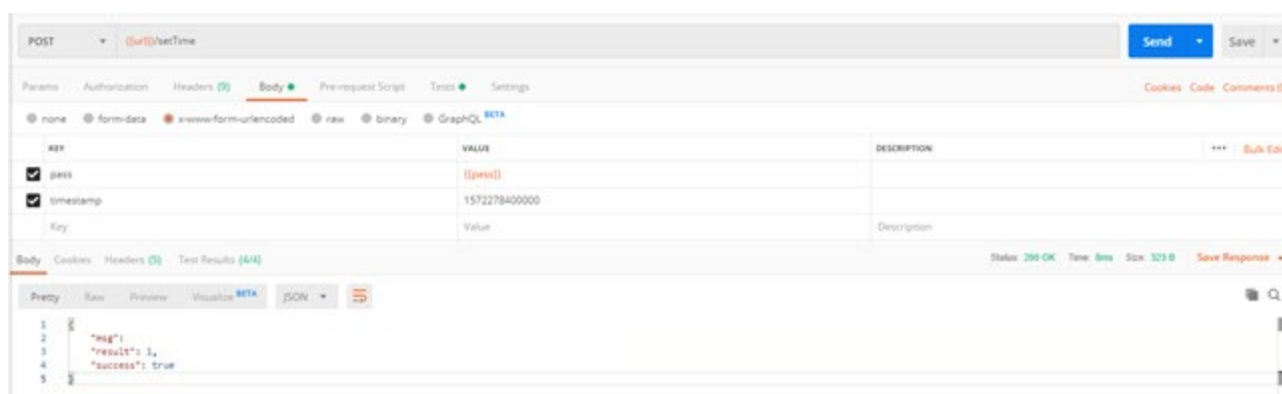
Header domain

Parameter	Description	Type	Required	Default	Additional explanation
Content-Type	Designate the request type of media	String	Y		application/x-www-form-urlencoded

Body domain

Parameter	Description	Type	Required	Default	Additional explanation
pass	Device password	String	Y		
timestamp	Unix millisecond timestamp	String	Y		After successful configuration, device will refresh its time (refresh every minute) and apply the configured time If device does not connect the public network, the time will be set and increase in accordance If device connects the public network, device has the time-proofing mechanism, that will proof every 1 minute, device time will keep in line with network time.

Example of postman



Example of return

```

{
  "code": "LAN_SUS-0",
  "msg": "Set successfully. If device does not connect the public network, then the time will take effect; if
device connects the public network, it will use the network time",
  "result": 1,
  "success": true
}

```

Return specification

Type	Code	msg	Reason of trigger
Common errors	LAN_EXP-1006	The XX method is not supported.	Method does not match with url
	LAN_EXP-1004	Device has been disabled, please enable it first before operating	Device is being disabled, rejecting this Interface
	LAN_EXP-1005	Device is busy, please try again later	Device is upgrading, setting network or in process of other tasks
	LAN_EXP-1003	Password not set for Interface services, please set password first	Device has not set password yet
	LAN_EXP-1001	Password error, please check its validity	pass value is not the device password
	LAN_EXP-1002	pass parameter anomaly	

Parameter anomaly	LAN_EXP-2049	timestamp parameter anomaly	Misspelled parameter name, parameter missing, incorrect parameter position in request, blank or carriage return in parameter name, parameter value anomaly
Illegal parameter	LAN_EXP-2050	timestamp time format error	Illegal characters contained in timestamp
Correct operation	LAN_SUS-0	Set successfully. If device does not connect to the public network, then the time will take effect; if device connects to the public network, it will use the network time	As timestamp takes effect, time on LAN will increase in accordance

2.15 Standby Time Setting of Screen Protector

Data Request

Method	URL
PUT	http://Device IP:8090/device/screenSaverTime

Header domain

Parameter	Description	Type	Required	Default	Additional explanation
Content-Type	Designate the request type of media	String	Y		application/x-www-form-urlencoded

Body domain

Parameter	Description	Type	Required	Default	Additional explanation
pass	Device password	String	Y		
time	Enter standby time of screen protector (unit: minute)	Int	Y		Set the standby time as 3min by default, unit in minute. Pass in value between 1-60 for time parameter, call the Interface, and exit the screen protector and back to the recognition Interface (if already is recognition Interface, then the Interface will not change), carry out the setting of standby time Upper limit of time is 60min

Example of postman

The screenshot shows a Postman interface for a PUT request to the URL `http://(url)/device/screenSaverTime`. The request body is set to `x-www-form-urlencoded` and contains two parameters: `pass` with value `{{pass}}` and `time` with value `1`. The response status is `200 OK` with a time of `26ms` and size of `279 B`. The response body is a JSON object: `{ "data": { "screenSaverTime": 1, "msg": "result:1,"success":true}`.

Example of return

```
{
  "code": "LAN_SUS-0",
  "data": "screenSaverTime:1",
  "msg": "Set successfully, device will enter the screen protector after standby for 1min",
  "result": 1,
  "success": true
}
```

Return specification

Type	Code	msg	Reason of trigger
Common errors	LAN_EXP-1006	The XX method is not supported.	Method does not match with url
	LAN_EXP-1004	Device has been disabled, please enable it first before operating	Device is being disabled, rejecting this Interface
	LAN_EXP-1005	Device is busy, please try again later	Device is upgrading, setting network or in process of other tasks
	LAN_EXP-1003	Password not set for Interface services, please set password first	Device has not set password yet
	LAN_EXP-1001	Password error, please check its validity	pass value is not the device password
Parameter anomaly	LAN_EXP-1002	pass parameter anomaly	Misspelled parameter name, parameter missing, incorrect parameter position in request, blank or carriage return in parameter name, parameter value anomaly
	LAN_EXP-2051	time parameter anomaly	
Illegal parameter	LAN_EXP-2052	time requires Integers between [1,60], in unit of minute	$1 \leq \text{time} \leq 60$ and time is Integer
Correct operations	LAN_SUS-0	Set successfully, if device is on recognition Interface, it will keep the screen protector	Passed-in time value is 0
	LAN_SUS-0	Set successfully, device will enter the screen protector after standby for Xmin	Pass in time value as X

2.16 Device Restarting

Data Request

Method	URL
POST	http://Device IP:8090/restartDevice

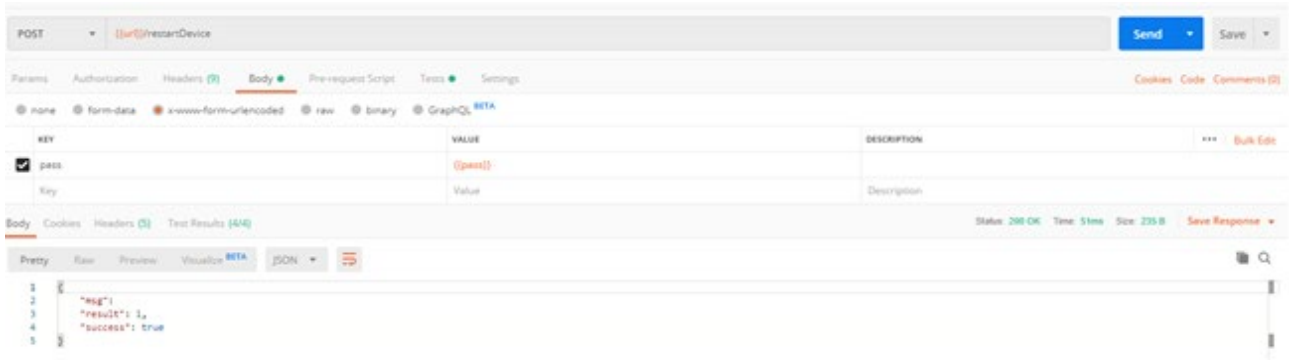
Header domain

Parameter	Description	Type	Required	Default	Additional explanation
Content-Type	Designate the request type of media	String	Y		application/x-www-form-urlencoded

Body domain

Parameter	Description	Type	Required	Default	Additional explanation
pass	Device password	String	Y		

Example of postman



Example of return

```
{
  "code": "LAN_SUS-0",
  "msg": "Operated successfully, device will restart soon",
  "result": 1,
  "success": true
}
```

Return specification

Type	Code	msg	Reason of trigger
Common errors	LAN_EXP-1006	The XX method is not supported.	Method does not match with url
	LAN_EXP-1004	Device has been disabled, please enable it first before operating	Device is being disabled, rejecting this Interface
	LAN_EXP-1005	Device is busy, please try again later	Device is upgrading, setting network or in process of other tasks
	LAN_EXP-1003	Password not set for Interface services, please set password first	Device has not set password yet
	LAN_EXP-1001	Password error, please check its validity	pass value is not the device password
Parameter anomaly	LAN_EXP-1002	pass parameter anomaly	Misspelled parameter name, parameter missing, incorrect parameter position in request, blank or carriage return in parameter name, parameter value anomaly
Correct operation	LAN_SUS-0	Operated successfully, device will restart soon	pass is correct

2.17 Device Restarting

Data Request

Method	URL
POST/PUT	http://Device IP:8090/device/reset

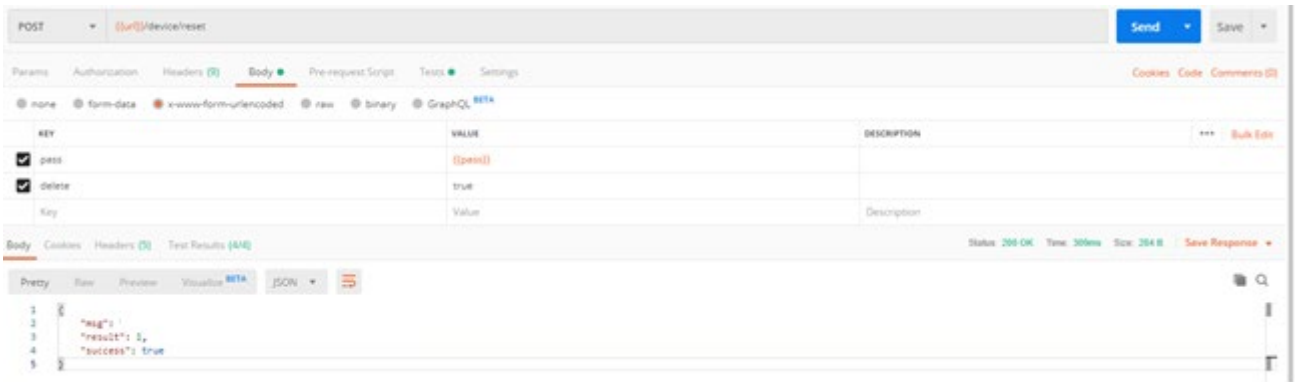
Header domain

Parameter	Description	Type	Required	Default	Additional explanation
Content-Type	Designate the request type of media	String	Y		application/x-www-form-urlencoded

Body domain

Parameter	Description	Type	Required	Default	Additional explanation
pass	Device password	String	Y		
delete	Choose to delete	Boolean	Y		<p>Delete all recognition records, registration photos, on-site photos, personnel information and features on the device, clear all database</p> <p>Pass in true, delete all the information above, and delete all configured device attributes</p> <p>Pass in false, delete all the information above, but not delete configured device attributes: device configuration, device password, img1, img2, forbidden image, wired/wireless network configuration, device time, screen protector time, call-back address, hide system switch icon, logs</p>

Example of postman



Example of return

```

{
  "code": "LAN_SUS-0",
  "msg": "Operated successfully. Device will clear the database and restore to factory settings",
  "result": 1,
  "success": true
}
    
```

Return specification

Type	Code	msg	Reason of trigger
Common errors	LAN_EXP-1006	The XX method is not supported.	Method does not match with url
	LAN_EXP-1004	Device has been disabled, please enable it first before operating	Device is being disabled, rejecting this Interface
	LAN_EXP-1005	Device is busy, please try again later	Device is upgrading, setting network or in process of other tasks
	LAN_EXP-1003	Password not set for Interface services, please set password first	Device has not set password yet
	LAN_EXP-1001	Password error, please check its validity	pass value is not the device password

Parameter anomaly	LAN_EXP-1002	pass parameter anomaly	Misspelled parameter name, parameter missing, incorrect parameter position in request, blank or carriage return in parameter name, parameter value anomaly
	LAN_EXP-2057	delete parameter anomaly	
Illegal parameter	LAN_EXP-2058	Illegal delete parameter	Passed in delete value other than true or false, or not pass in any content
Correct operations	LAN_SUS-0	Operated successfully. Device will clear database and restore to factory settings	delete: pass in true
	LAN_SUS-0	Operated successfully. Device will clear database but retain configured attributes	delete: pass in false

2.18 Device Disabling/Enabling (Not Supported Hisilicon series)

i Attention: Version above GD-V5.1000 will not support this Interface any more, branches based on new baseline neither.

Data Request

Method	URL
PUT	http://Device IP:8090/device/disable

Header domain

Parameter	Description	Type	Required	Default	Additional explanation
Content-Type	Designate the request type of media	String	Y		application/x-www-form-urlencoded

Body domain

Parameter	Description	Type	Required	Default	Additional explanation
pass	Device password	String	Y		
isDisable	Whether to disable	Boolean	Y		true: disable, false: remove disable Image of forbidden Interface can be changed according to the Interface of changing forbidden image

Example of postman



Example of return

```
{
  "code": "LAN_SUS-0",
  "msg": "Device disabled successfully",
  "result": 1,
  "success": true
}
```

Return specification

Type	Code	msg	Reason of trigger
Common errors	LAN_EXP-1006	The XX method is not supported.	Method does not match with url
	LAN_EXP-1005	Device is busy, please try again later	Device is upgrading, setting network or in process of other tasks
	LAN_EXP-1003	Password not set for Interface services, please set password first	Device has not set password yet
	LAN_EXP-1001	Password error, please check its validity	pass value is not the device password
Parameter anomaly	LAN_EXP-1002	pass parameter anomaly	Misspelled parameter name, parameter missing, incorrect parameter position in request, blank or carriage return in parameter name, parameter value anomaly
	LAN_EXP-2059	isDisable parameter anomaly	
Illegal parameter	LAN_EXP-2060	Illegal isDisable parameter	isDisable: pass in values other than true of false, or not pass in content
Other	LAN_EXP-2204	Device has been disabled	Device is disabled repeatedly
Correct operations	LAN_SUS-0	Device disabled successfully	isDisable: pass in true, device is disabled
	LAN_SUS-0	Device enabled successfully	isDisable: pass in false, device is enabled

2.19 Device Upgrade

Data Request

Method	URL
PUT	http://Device IP:8090/ device/upgrade

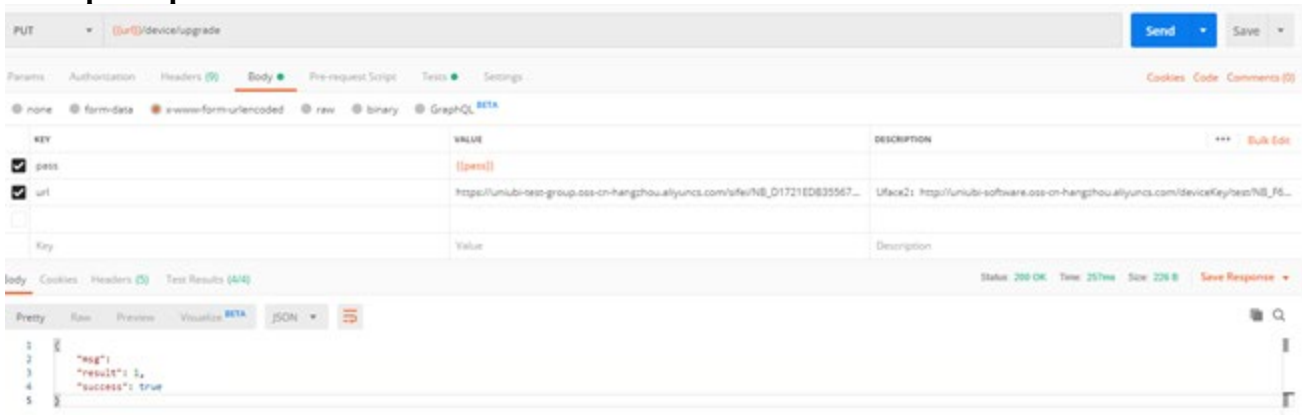
Header domain

Parameter	Description	Type	Required	Default	Additional explanation
Content-Type	Designate the request type of media	String	Y		application/x-www-form-urlencoded

Body domain

Parameter	Description	Type	Required	Default	Additional explanation
pass	Device password	String	Y		
url	URL of downloading OTA upgrade package	String	Y		Access this url when calling the Interface, if url can be accessed, then device starts to download the file; if failed to access the url, then Interface returns "Failed to access url, device is unable to download" Device starts to download, but the file may not be correct, check specific Interface to confirm whether the installation is successful or not

Example of postman



Example of return

```

{
  "code": "LAN_SUS-0",
  "msg": "Device is going to download",
  "result": 1,
  "success": true
}

```

Return specification

Type	Code	msg	Reason of trigger
Common errors	LAN_EXP-1006	The XX method is not supported.	Method does not match with url
	LAN_EXP-1004	Device has been disabled, please enable it first before operating	Device is being disabled, rejecting this Interface
	LAN_EXP-1005	Device is busy, please try again later	Device is upgrading, setting network or in process of other tasks
	LAN_EXP-1003	Password not set for Interface services, please set password first	Device has not set password yet
	LAN_EXP-1001	Password error, please check its validity	pass value is not the device password
Parameter anomaly	LAN_EXP-1002	pass parameter anomaly	Misspelled parameter name, parameter missing, incorrect parameter position in request, blank or carriage return in parameter name, parameter value anomaly
	LAN_EXP-2061	url parameter anomaly	
Other	LAN_EXP-2062	Failed to access url, device is unable to download	url is incorrect or device failed to access the url
Correct operation	LAN_SUS-0	Device is going to download	Device accesses the url and is trying to download the file

2.20 Recognition Call-back

Data Request

Method	URL
POST	http://Device IP:8090/setIdentifyCallBack

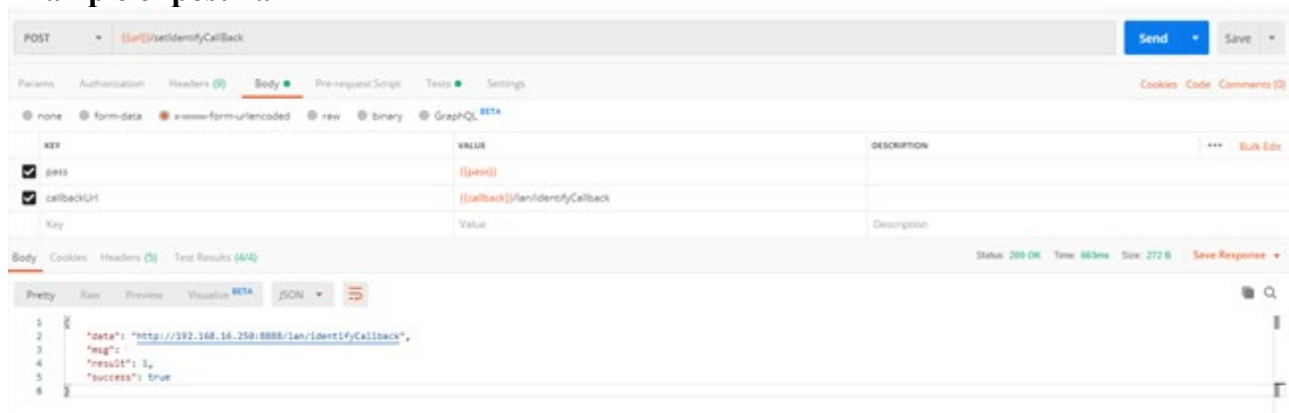
Header domain

Parameter	Description	Type	Required	Default	Additional explanation
Content-Type	Designate the request type of media	String	Y		application/x-www-form-urlencoded

Body domain

Parameter	Description	Type	Required	Default	Additional explanation
pass	Device password	String	Y		
callbackUrl	Call-back address	String	Y		<p>When the device recognizes person successfully, it will send following fields to the address in POST method: deviceKey, time, ip, personId, path, idcardNum, mode, passTimeType, permissionTimeType, aliveType, identifyType, data, type: face/card_0/1/2, refer to Call-back field specification</p> <p>Pass in null content to clear call-back addresses, then successful recognition will not execute the call-back</p> <p>URL call-back requires regular expression: String check = "((http ftp https):/)(([a-zA-Z0-9\\ -]+\\. [a-zA-Z]{2,6}) ([0-9]{1,3}\\.[0-9]{1,3}\\.[0-9]{1,3}\\.[0-9]{1,3}))(:[0-9]{1,5})*(/[a-zA-Z0-9\\&% \\. /~*]*)?"</p>
base64Enable	base64 switch of on-site photos	Int	N		1: Off (by default) 2: On

Example of postman



Example of return

```
{
  "code": "LAN_SUS-0",
  "data": "http://192.168.16.250:8888/lan/identifyCallBack",
  "msg": "Set successfully ",
  "result": 1,
  "success": true
}
```

Field specification of recognition call-back parameter

Call-back example of Face Recognition: {"attendance": {"attendanceStatus": "lunch", "attendanceId":1}, "aliveType": "1", "appId": "", "base64": "", "data": "", "deviceKey": "84E0F420893301FA", "idcardNum": "113840018D871A29", "identifyType": "1", "ip": "192.168.74.155", "passTimeType": "3", "path": "ftp://192.168.74.155:8010/IdentifyRecords/2019-11-11/9e12e60e45734ec18603bdcceda97824_20191111155842354_rgb.jpg", "permissionTimeType": "3", "per

```
sonId": "9e12e60e45734ec18603bdcceda97824", "model": "1", "recModeType": "1", "recType": 1, "time": "1573459122354", "type": "face_0"}
```

Parameter	Type	Description	Example
deviceKey	String	Device serial number	"deviceKey": "84E0F4200CA602FA"
time	String	Millisecond timestamp of recognition record (subject to device time)	"time": "1537236693823"
ip	String	Current device IP address	"ip": "192.168.20.66"
personId	String	1. Person ID 2. Stranger is STRANGERBABY 3. Face&Card comparison: Enable Face&Card whitelist, comparison success is Person ID Enable Face&Card whitelist, comparison failure is Person ID Disable Face&Card whitelist, comparison success is IDCARD Disable Face&Card whitelist, comparison failure is IDCARD	"personId": "STRANGERBABY"
path	String	Storage path of on-site photos in the device; to access this url, device needs to be on LAN, and client which sends request should be on the same LAN segment with the device	"path": "ftp://..."
idcardNum	String	Corresponding idcardNum of personId	"idcardNum": "5678"
model	String	Recognition mode 0 Face recognition; 1 Face&Card double authentication; 2 Face&Card comparison; 3 Card recognition; 4 Exit button 5 Remote opening 6 Password opening 7 Face&Password double authentication 8 Mask detection 9 QR code opening 10 Card&Temperature Measuring 11 QR code recognition 12 Card&Password recognition	" model ": "1"
aliveType	String	Result of live judgement 1: Judgement succeeded 2: Judgement failed 3: Not judged	"aliveType": "2"

identifyType	String	Comparison result 1: Comparison succeeded 2: Comparison failed 3: Not compared	"type": "1"
passTimeType	String	Validity judgement 1: Within the period 2: Out of the period 3: Not judged	"passTimeType": "3"
permissionTimeType	String	Expiry date judgement 1: Within the date 2: Out of the date 3: Not judged	"permissionTimeType": "3"
recModeType	String	Recognition mode judgement 1: Correct permission 2: No permission 3: Not judged	"recModeType": "1"
attendance	Json	attendanceId: attendance status ID attendanceStatus: attendance status description information	{"attendanceStatus": "lunch", "attendanceId": 1 }

type	String	<p>Recognition method_Type of personnel</p> <p>Recognition method: face/faceAndcard/idcard/card</p> <p>Type of person: 0: Within period 1: Without period 2: Stranger/Recognition failed</p>	<ul style="list-style-type: none"> • face_0 (Face recognition, this person is within passtime) • face_1 (Face recognition, and this person is not within passtime) • face_2 (Face recognition/Mask detection, recognition failed/Mask detection failed) • card_0 (Card recognition, this person is within passtime) • card_1 (Card recognition, this person is not within passtime) • card_2 (Card recognition, recognition failed) • faceAndcard_0 (Double authentication, this person is within passtime) • faceAndcard_1 (Double authentication, result of Card recognition is that this person is not within passtime) • faceAndcard_2 (Double authentication, recognition failed) • idcard_0 (Face&Card comparison, this person is within passtime) • idcard_1 (Face&Card comparison, this person is not within passtime) • idcard_2 (Face&Card comparison, recognition failed) • password_0 (Password verification, this user is within passtime) • password_1 (Password verification, this user is not within passtime) • password_2 (Password verification, verification failed) • cardAndpassword_0(Card&Password verification, this user is within passtime) • cardAndpassword_1(Card&Password verification, the user is not within the passtime) • cardAndpassword_2(Card&Password verification, verification failed)
base64	String	base64 code of on-site photos	"base64": "base64 coded string"
recType	Int	Recognition method 1: Local recognition 2: Cloud recognition	"recType": 1
temperature	String	<p>Measured temperature value (only supports mask thermometry devices)</p> <p>Thermometry mode is off, return null</p> <p>Thermometry mode is off, mask detection failed, return null</p>	"temperature": "37.1"

standard	String	Standard of abnormal temperature (only supports mask thermometry devices) Thermometry mode is off, return null Thermometry mode is off, mask detection failed, return null	“standard”:”37.3”
temperatureState	String	Temperature state (supports thermometry devices only) 1: Normal 2: Abnormal 3: Thermometry is off	“temperatureState”:”1”
tempUnit	String	Temperature unit (only supports thermometry devices) 1. degree Celsius 2. Fahrenheit	“tempUnit”: 1
MaskState	String	Status of mask detection (only for mask thermometry series) 1: With a mask 2: Not wear 3: Not detect	"maskState": "1"

i Attention: a) Call-back address receives the recognition data and will return `{"result":1,"success":true}` to the device; if the device analyzes `{"result":1,"success":true}`, it will mark “successful call-back” with field state:1 within recognition record; if the device fails to analyze the returned results, the recognition record will be saved to the local database, and the field state:0 within recognition record will be marked.

b) Device will read the failed call-back (state:0) recognition records from database in every 10 minutes, and resend request to call-back address; if request is successful, corresponding call-back state (state:1) in database will be updated.

c) If the device does not set call-back, then it will mark the field state:1 in recognition records by default.

d) Content-Type of call-back request is `application/json`

Return specification

Type	Code	msg	Reason of trigger
Common errors	LAN_EXP-1006	The XX method is not supported.	Method does not match with url.
	LAN_EXP-1004	Device has been disabled, please enable it first before operating	Device is being disabled, rejecting this Interface
	LAN_EXP-1005	Device is busy, please try again later	Device is upgrading, setting network or in process of other tasks
	LAN_EXP-1003	Password not set for Interface services, please set password first	Device has not set password yet
	LAN_EXP-1001	Password error, please check its validity	pass value is not the device password
Parameter anomaly	LAN_EXP-1002	pass parameter anomaly	Misspelled parameter name, parameter missing, incorrect parameter position in request, blank or carriage return in parameter name, parameter value anomaly
	LAN_EXP-2063	callbackUrl parameter anomaly	
Illegal parameter	LAN_EXP-2099	Please input the callbackUrl address in correct format	callbackUrl address does not meet the regular expression

Correct operation	LAN_SUS-0	Set successfully	Call-back address set successfully
-------------------	-----------	------------------	------------------------------------

2.21 Registration Photo Callback

Data Request

Method	URL
POST	http://Device IP:8090/setImgRegCallBack

Header domain

Parameter	Description	Type	Required	Default	Additional explanation
Content-Type	Designate the request type of media	String	Y		application/x-www-form-urlencoded

Body domain

Parameter	Description	Type	Required	Default	Additional explanation
pass	Device password	String	Y		
url	Call-back address	String	Y		<p>When photo registered successfully (including device-taking photo registration), device will send POST fields: deviceKey, personId, time, newImgPath, imgPath, ip, feature, featureKey to pre-set call-back address, refer to Call-back field specification</p> <p>Pass in null content to clear call-back addresses, then successful recognition will not execute the call-back</p> <p>URL call-back requires regular expression: String check = "((http ftp https):/)(([a-zA-Z0-9\\._-]+\\.[a-zA-Z]{2,6}) ([0-9]{1,3}\\.[0-9]{1,3}\\.[0-9]{1,3}\\.[0-9]{1,3}) ([0-9]{1,3}\\.[0-9]{1,3}\\.[0-9]{1,3}))(:[0-9]{1,5})*(/[a-zA-Z0-9\\&% \\/~-]*)?"</p>
base64Enable	base64 switch of on-site photos	Int	N		1: Off (by default) 2: On

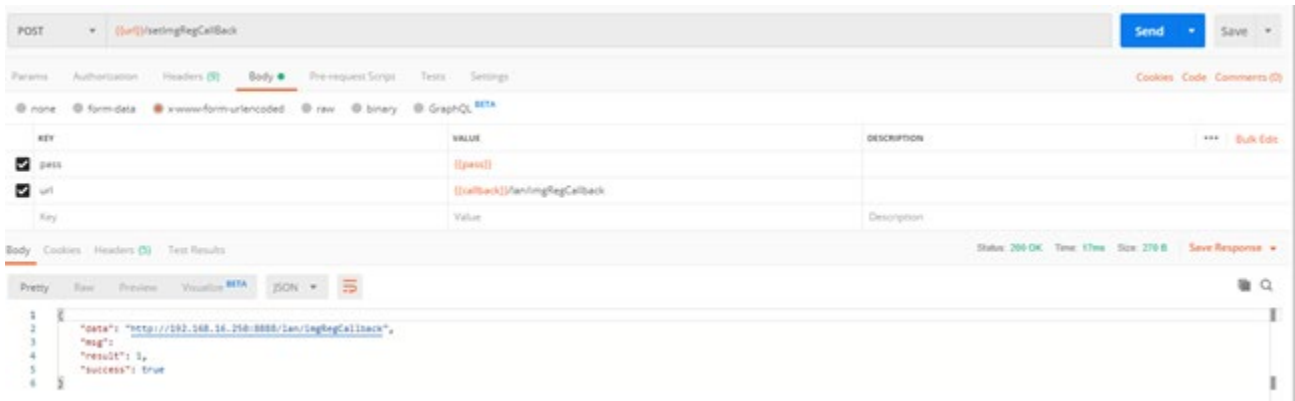


Attention: a) Photo-taking registration is that the device first takes a photo for the user, and then calls the photo registration Interface to set the taken photo as the registration photo. As the photo registration completed, the taken photo will be conducted the registration photo call-back.

b) Photo update is to delete the original photo first, and then call the photo registration Interface to register the photo. As the photo updated, it will be conducted the registration photo call-back.

c) URL port specification: If using the page as the call-back address, port number should be 8090, if using API as the call-back address, max. port number is 99999, and router is open to this port.

Example of postman



Example of return

```
{
  "code": "LAN_SUS-0",
  "data": "http://192.168.16.250:8888/lan/imgRegCallback",
  "msg": "Set successfully",
  "SDKVersion": "general 2.0.10.0", //Version number of the algorithm
  "result": 1,
  "success": true
}
```

Field specification of registration photo callback parameters

i Attention: a) Callback data stored in both url and body, in Json format

b) Photo registration, photo update and feature registration will trigger the photo registration callback. Feature registration is not the original photo registration, so photos cannot be checked. imgPath, newImgPath and path parameters are null.

Parameter	Type	Description
deviceKey	String	Exclusive ID code of device
personId	String	Person id
time	String	Timestamp
imgPath	String	Photo path (ftp path is incomplete, old-version parameter), for example: "imgPath": "/faceRegister/002_ad8c1119bd3c473d838de5d80ce389c9.jpg"
newImgPath	String	Photo path (ftp path is incomplete, latest-version parameter), for example: "newImgPath": "ftp://192.168.1.224:8010/faceRegister/002_ad8c1119bd3c473d838de5d80ce389c9.jpg"
path	String	Keep same with newImgPath
faceId	String	Photo id
ip	String	Device IP address

feature	String	Feature code
featureKey	String	Feature secret-key, this field is required to verify the validity when registering via feature code
SDKVersion	String	Feature code in device algorithm version

Return specification

Type	Code	msg	Reason of trigger
Common errors	LAN_EXP-1006	The XX method is not supported.	Method does not match with url
	LAN_EXP-1004	Device has been disabled, please enable it first before operating	Device is being disabled, rejecting this Interface
	LAN_EXP-1005	Device is busy, please try again later	Device is upgrading, setting network or in process of other tasks
	LAN_EXP-1003	Password not set for Interface services, please set password first	Device has not set password yet
	LAN_EXP-1001	Password error, please check its validity	pass value is not the device password
Parameter anomaly	LAN_EXP-1002	pass parameter anomaly	Misspelled parameter name, parameter missing, incorrect parameter position in request, blank or carriage return in parameter name, parameter value anomaly
	LAN_EXP-2061	url parameter anomaly	
Illegal parameter	LAN_EXP-2064	Please input the url address in correct format	url address does not meet regular expression
Correct operation	LAN_SUS-0	Set successfully	Call-back address set successfully

2.22 Heartbeat Call-back

Data Request

Method	URL
POST	http://Device IP:8090/setDeviceHeartBeat

Header domain

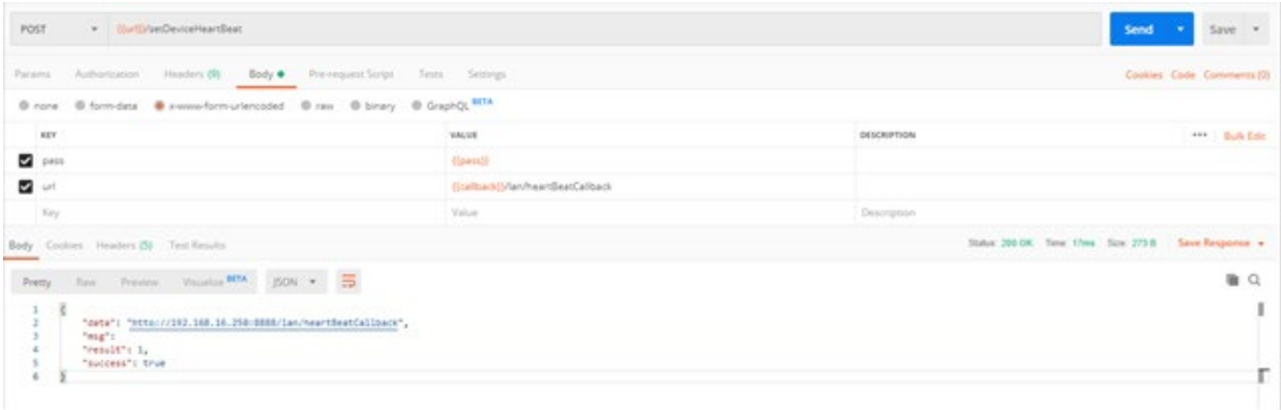
Parameter	Description	Type	Required	Default	Additional explanation
Content-Type	Designate the request type of media	String	Y		application/x-www-form-urlencoded

Body domain

Parameter	Description	Type	Required	Default	Additional explanation
pass	Device password	String	Y		
url	Call-back address	String	Y		<p>Device will POST fields: deviceKey, time, ip, personCount, faceCount, version, freeDiskSpace, cpuUsageRate, cpuTemperature and memoryUsageRate to the Interface every 1 minute, refer to Call-back field specification</p> <p>Passing in null content can clear call-back addresses, device heartbeat will not execute call-back after clearing</p> <p>URL call-back requires regular expression: String check = "((http ftp https://))([a-zA-Z0-</p>

					9\\._-]+\\.[a-zA-Z]{2,6}) ([0-9]{1,3}\\.[0-9]{1,3}\\.[0-9]{1,3}\\.[0-9]{1,3})) ([0-9]{1,5})*/([a-zA-Z0-9\\&% \\./~-]*)?"
Interval	Heartbeat Interval (unit in second)	Int	N	60	Not pass in or pass in null, heartbeat Interval will be 60s by default Suggested range: 1~3600s It is suggested to set over 5s

Example of postman



Example of return

```
{
  "code": "LAN SUS-0",
  "data": "http://192.168.16.250:8888/lan/heartBeatCallback",
  "msg": "Set successfully",
  "result": 1,
  "success": true
}
```

Field specification of device heartbeat call-back parameter

Parameter	Type	Description	Example
deviceKey	String	Device serial number	"deviceKey": "84E0F4200CA602FA"
time	String	Millisecond timestamp of device current time	"time": "1537236693823"
ip	String	Current device IP address	"ip": "192.168.20.66"
personCount	String	Number of people on the device	"personCount": "2"
faceCount	String	Number of photos on the device	"faceCount": "3"
version	String	Device serial number	"version": "3.6203"
freeDiskSpace	String	Free space of Disk, unit: M	"freeDiskSpace": "4546.56"
cpuUsageRate	String	CPU usage rate, unit: %	"cpuUsageRate": "46.206898"
cpuTemperature	String	CPU temperature, unit: °C	"cpuTemperature": "76.0"
memoryUsageRate	String	Memory usage rate, unit: %	"memoryUsageRate": "76.206898"
deviceName	String	Device name	"deviceName": "Real Intelligent"
SDKVersion	String	Version number of device algorithm	"SDKVersion": "102"

isDisable	String	Disable/Enable state	Disable: "isDisable":"true" Enable: "isDisable":"false"
-----------	--------	----------------------	--

Return specification

Type	Code	msg	Reason of trigger
Common errors	LAN_EXP-1006	The XX method is not supported.	Method does not match with url
	LAN_EXP-1004	Device has been disabled, please enable it first before operating	Device is being disabled, rejecting this Interface
	LAN_EXP-1005	Device is busy, please try again later	Device is upgrading, setting network or in process of other tasks
	LAN_EXP-1003	Password not set for Interface services, please set password first	Device has not set password yet
	LAN_EXP-1001	Password error, please check its validity	pass value is not the device password
Parameter anomaly	LAN_EXP-1002	pass parameter anomaly	Misspelled parameter name, parameter missing, incorrect parameter position in request, blank or carriage return in parameter name, parameter value anomaly
	LAN_EXP-2061	url parameter anomaly	
Illegal parameter	LAN_EXP-2064	Please input the url address in correct format	url address does not meet regular expression
	LAN_EXP-2295	Illegal Interval parameter	Interval parameter is not within the range
Correct operation	LAN_SUS-0	Set successfully	Call-back address set successfully

2.23 Address Query Call-back

Data Request

Method	URL
GET	http://Device IP:8090/device/callback

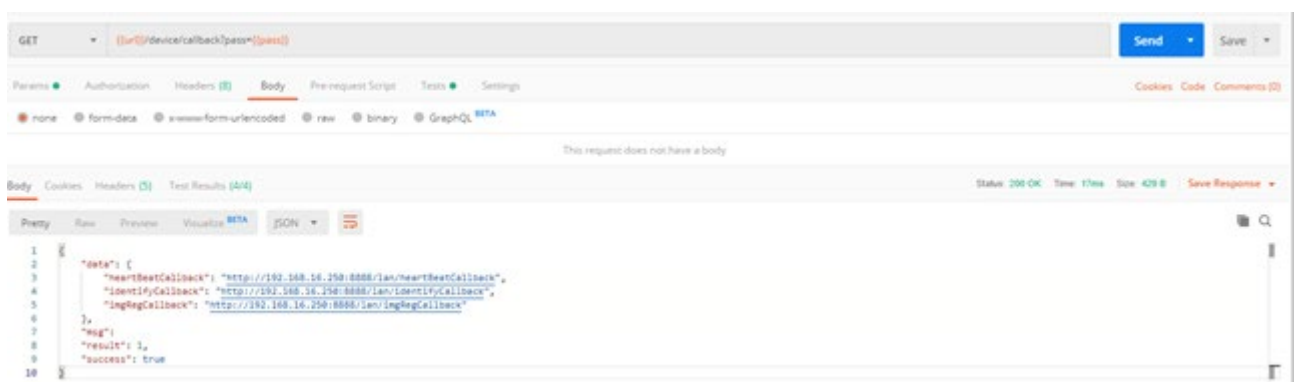
Header domain

Parameter	Description	Type	Required	Default	Additional explanation
Content-Type	Designate the request type of media	String	Y		application/x-www-form-urlencoded

Query domain

Parameter	Description	Type	Required	Default	Additional explanation
pass	Device password	String	Y		

Example of postman



Example of return

```
{
  "code": "LAN_SUS-0",
  "data": {
    "heartBeatCallback": "http://192.168.16.250:8888/lan/heartBeatCallback",
    "identifyCallback": "http://192.168.16.250:8888/lan/identifyCallback",
    "imgRegCallback": "http://192.168.16.250:8888/lan/imgRegCallback",
    "eventCallback": "http://192.168.16.250:8888/lan/eventCallback"
    "QRCodeCallback": "http://192.168.16.250:8888/lan/QRCodeCallback"
  },
  "msg": "Queried successfully",
  "result": 1,
  "success": true
}
```

Return specification

i Attention: When using GET request, parameter is put in url, “#” has special meaning in url, “#” and the strings behind it are all invalid; so, if passing in “#” for id parameter, an error will be reported.

Type	Code	msg	Reason of trigger
Common errors	LAN_EXP-1006	The XX method is not supported.	Method does not match with url
	LAN_EXP-1004	Device has been disabled, please enable it first before operating	Device is being disabled, rejecting this Interface
	LAN_EXP-1005	Device is busy, please try again later	Device is upgrading, setting network or in process of other tasks
	LAN_EXP-1003	Password not set for Interface services, please set password first	Device has not set password yet
	LAN_EXP-1001	Password error, please check its validity	pass value is not the device password
Parameter anomaly	LAN_EXP-1002	pass parameter anomaly	Misspelled parameter name, parameter missing, incorrect parameter position in request, blank or carriage return in parameter name, parameter value anomaly
Correct operation	LAN_SUS-0	Set successfully	Call-back address queried successfully

2.24 Remote Control Output

Data Request

Method	URL
POST	http://Device IP:8090/device/openDoorControl

Header domain

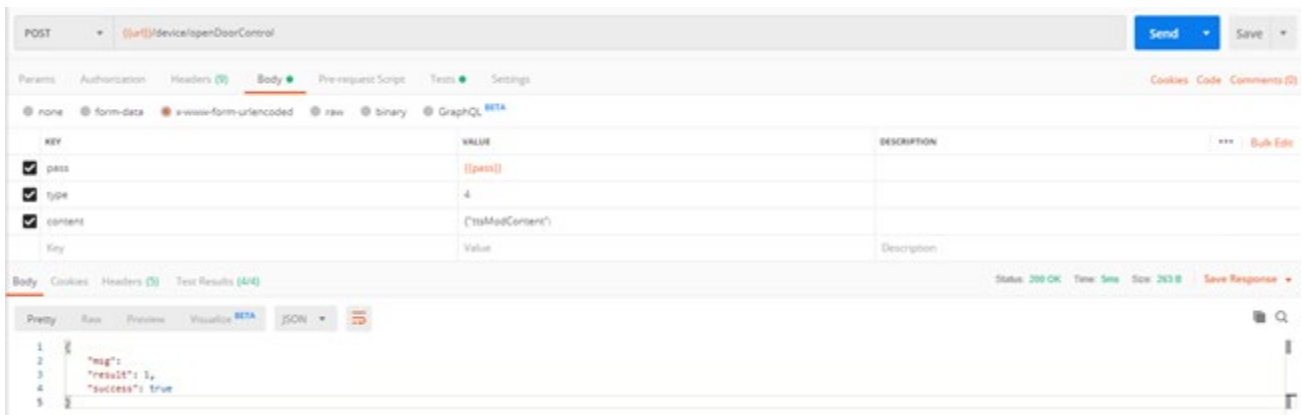
Parameter	Description	Type	Required	Default	Additional explanation
Content-Type	Designate the request type of media	String	Y		application/x-www-form-urlencoded

Body domain

Parameter	Description	Type	Required	Default	Additional explanation
pass	Device password	String	Y		

type	Interaction type of device	Int	N	1	1: Open the door 2: Serial port 3: Wiegand 4: Custom text pop-up, custom voice broadcast; default as 1. Not required, if not pass in type, then default as 1: Open the door
content	Output content	String	N		<p>type=2: serial port, allow numbers, English, and English characters only, with the characters limit of 255.</p> <ul style="list-style-type: none"> Serial port supports outputting Wiegand signal, device needs external serial port -> Wiegand signal conversion plate, which is customized by our company. Passing format of custom content: Wiegand 26: #26WG random numbers #, Wiegand 34: #34WG# random numbers <p>type=3: Wiegand, allow numbers only.</p> <ul style="list-style-type: none"> Wiegand 26: #26WG random numbers #, Wiegand 34: #34WG random numbers# <p>type=4: Custom pop-up, voice broadcast</p> <ul style="list-style-type: none"> content={"ttsModContent":"Custom voice ", "displayModContent":"Custom text "}, display 800ms in total on LAN devices, general devices set displayTime as 1s Not pass in "ttsModContent", not broadcast Not pass in "displayModContent", display content after the pop-up is empty Attention: the range of Wiegand 26 is 1-65535, effective range is 5-digit; the range of Wiegand 34 is 1-4294967295, effective range is 10-digit. If exceeds the range, output signal will be converted and output ineffective signal.

Example of postman



Example of return type=1

```
{
  "code": "LAN_SUS-0",
  "msg": "Door opened successfully",
  "result": 1,
  "success": true
}
```

Example of return type=2

```
{
  "code": "LAN_SUS-0",
  "msg": "232 serial-port output successfully",
  "result": 1,
  "success": true
}
```

Example of return type=3

```
{
  "code": "LAN_SUS-0",
  "msg": "Wiegand 34 output successfully",
  "result": 1,
  "success": true
}
```

Example of return type=4


```
{
  "code": "LAN_SUS-0",
  "msg": "Operated successfully, device will pop-up window or voice broadcast according to settings",
  "result": 1,
  "success": true
}
```

Return specification

Type	Code	msg	Reason of trigger
Common errors	LAN_EXP-1006	The XX method is not supported.	Method does not match with url
	LAN_EXP-1004	Device has been disabled, please enable it first before operating	Device is being disabled, rejecting this Interface
	LAN_EXP-1005	Device is busy, please try again later	Device is upgrading, setting network or in process of other tasks
	LAN_EXP-1003	Password not set for Interface services, please set password first	Device has not set password yet
	LAN_EXP-1001	Password error, please check its validity	pass value is not the device password
Parameter anomaly	LAN_EXP-1002	pass parameter anomaly	Misspelled parameter name, parameter missing, incorrect parameter position in request, blank or carriage return in parameter name, parameter value anomaly
Illegal parameters	LAN_EXP-2065	Illegal type parameter	Pass in 1, 2, 3, 4 for type; error may occur if pass in other values
	LAN_EXP-2066	type=2, content cannot be null. content allows numbers, letters, and English characters only, with the characters limit of 255	type=2, content is null, or pass in special characters
	LAN_EXP-2067	type=3, content cannot be null. Format of Wiegand is #26WG	type=3, content is null, or format of passed in Wiegand is incorrect. "Random

		random numbers# or #34WG random numbers#	number” must be numbers, cannot be null
	LAN_EXP-2068	type=4, content cannot be null. Please input the correct json format according to requirements	type=4, content is null, or json format is incorrect. "ttsModContent" and "displayModContent" are not required
	LAN_EXP-2069	Length of ttsModContent exceeds 255-character	Length of ttsModContent exceeds the limit
	LAN_EXP-2070	Length of displayModContent exceeds 255-character	Length of displayModContent exceeds the limit
	LAN_EXP-2094	content analysis in json format error	json format is incorrect
Anomaly operation	LAN_EXP-2095	232 serial-port output failed	Failed to open serial port
	LAN_EXP-2278	Wiegand 26 output error	Wiegand 26 output error
	LAN_EXP-2279	Wiegand 34 output error	Wiegand 34 output error
Correct operations	LAN_SUS-0	Door opened successfully	type=1, door opening signal output successfully (serial port outputs opening signal in 1st generation devices, relay outputs digital signal in 2nd generation devices)
	LAN_SUS-0	232 serial-port output successfully	type=2, output 232 serial-port signal successfully
	LAN_SUS-0	Wiegand 26 output successfully	type=3, output Wiegand 26 signal successfully
	LAN_SUS-0	Wiegand 34 output successfully	type=3, output Wiegand 34 signal successfully
	LAN_SUS-0	Operated successfully, device will pop-up window or voice broadcast according to settings	type=4, voice broadcast and window popped-up successfully

2.25 System Switch (Not supported in Hisilicon series)

 Attention: Version above GD-V5.1000 will not support this Interface any more, nor do branches of new baseline.

Data Request

Method	URL
PUT	http://Device IP:8090/device/systemMode

Header domain

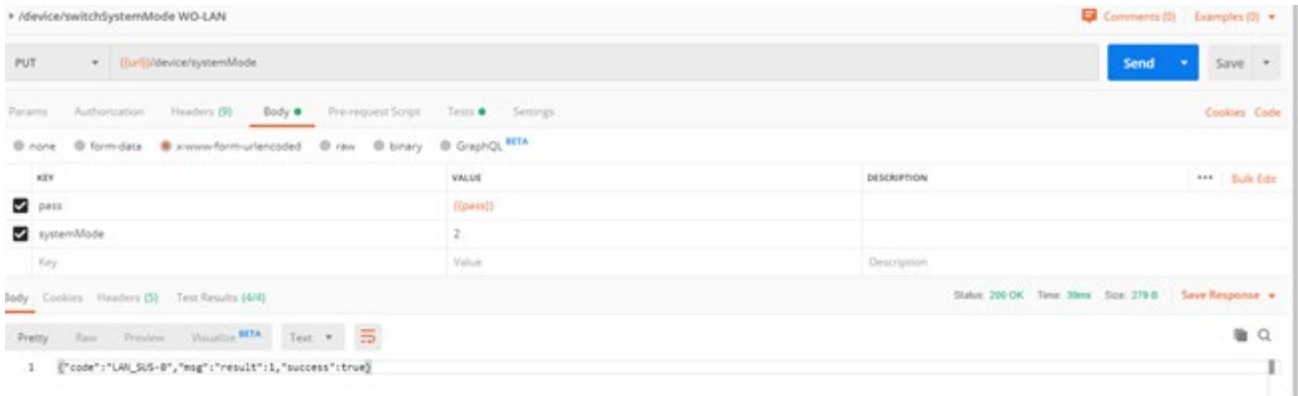
Parameter	Description	Type	Required	Default	Additional explanation
Content-Type	Designate the request type of media	String	Y		application/x-www-form-urlencoded

Body domain

Parameter	Description	Type	Required	Default	Additional explanation
pass	Safety verification secret key of the Interface	String	Y/N		
systemMode	Type of system to switch	String	Y		<ul style="list-style-type: none"> 1 means online mode (WO), 2 means LAN mode (LAN); if the device is under WO mode and is bound, then this Interface will be unavailable;

					<ul style="list-style-type: none"> • If not set device password, then pass is not required for calling this Interface • Attention: After system switched, all personnel and photo data stored in device will be cleared, only device password (pass), wired/wireless network configuration and device logs will be retained
--	--	--	--	--	---

Example of postman



Example of return

```
{
  "code": "LAN SUS-0",
  "msg": "Set successfully, system switched successfully after the device restarts",
  "result": 1,
  "success": true
}
```

Return specification

Type	Code	msg	Reason of trigger
Common errors	LAN_EXP-1006	The XX method is not supported.	Method does not match with url
	LAN_EXP-1004	Device has been disabled, please enable it first before operating	Device is being disabled, rejecting this Interface
	LAN_EXP-1005	Device is busy, please try again later	Device is upgrading, setting network or in process of other tasks
	LAN_EXP-1003	Password not set for Interface services, please set password first	Device has not set password yet
	LAN_EXP-1001	Password error, please check its validity	pass value is not the device password
Parameter anomaly	LAN_EXP-1002	pass parameter anomaly	Misspelled parameter name, parameter missing, incorrect parameter position in request, blank or carriage return in parameter name, parameter value anomaly
	LAN_EXP-2074	systemMode parameter anomaly	
Illegal parameter	LAN_EXP-2075	Illegal systemMode parameter	Passed in value of systemMode other than 1 or 2, or not pass in content
Correct operations	LAN_SUS-0	Set successfully, device mode not changed	Incoming value of systemMode matches that of current device
	LAN_SUS-0	Set successfully, system switched successfully after the device restarts	Incoming value of systemMode not matches that of current device

2.26 Whether to Allow Switching Mode via Interface Only (Not supported in Hisilicon series)

i Attention: Set as “Not allow”, then device web and device local will not display the button of system switch. Version above GD-V5.1000 will not support this Interface any more, as branches of new baseline neither.

Data Request

Method	URL
PUT	http://Device IP:8090/device/systemModelIcon

Header domain

Parameter	Description	Type	Required	Default	Additional explanation
Content-Type	Designate the request type of media	String	Y		application/x-www-form-urlencoded

Body domain

Parameter	Description	Type	Required	Default	Additional explanation
pass	Device password	String	Y		
isShow	Whether display system switch icon	String	Y		true: Display, false: Hide

Example of postman



Example of return

```

{
  "code": "LAN SUS-0",
  "msg": "Set successfully, icon is displayed",
  "result": 1,
  "success": true
}

```

Return specification

Type	Code	msg	Reason of trigger
Common errors	LAN_EXP-1006	The XX method is not supported.	Method does not match with url
	LAN_EXP-1004	Device is disabled, please enable it first before operating	Device is being disabled, rejecting this Interface
	LAN_EXP-1005	Device is busy, please try again later	Device is upgrading, setting network or in process of other tasks
	LAN_EXP-1003	Password not set for Interface services, please set password first	Device has not set password yet

	LAN_EXP-1001	Password error, please check its validity	pass value is not the device password
Parameter anomaly	LAN_EXP-2091	isShow parameter anomaly	Misspelled parameter name, parameter missing, incorrect parameter position in request, blank or carriage return in parameter name, parameter value anomaly
	LAN_EXP-1002	pass parameter anomaly	
Illegal parameter	LAN_EXP-2076	Illegal isShow parameter	Passed in value of isShow other than true or false, or not passed in content
Correct operations	LAN_SUS-0	Set successfully, icon is displayed	Icon set successfully
	LAN_SUS-0	Set successfully, icon is hidden	Icon hidden successfully

2.27 Data Readout

Data Request

Method	URL
GET	http://Device IP:8090/device/readSecretKey

Header domain

Parameter	Description	Type	Required	Default	Additional explanation
Content-Type	Designate the request type of media	String	Y		application/x-www-form-urlencoded

Example of postman



Example of return

```
{
  "code": "LAN_SUS-0",
  "data": "123456789",
  "msg": "Data read out successfully",
  "result": 1,
  "success": true
}
```

Return specification

Attention: Data storage path in Android devices is /sdcard/local.txt; data storage path in Hisilicon devices is /data/userdata.txt.

Type	Code	msg	Reason of trigger
Common errors	LAN_EXP-1006	The XX method is not supported.	Method does not match with url
	LAN_EXP-1004	Device has been disabled, please enable it first before operating	Device is being disabled, rejecting this Interface
	LAN_EXP-1005	Device is busy, please try again later	Device is upgrading, setting network or in process of other tasks
Others	LAN_EXP-2077	Content is null!	File content is null

	LAN_EXP-2078	Local file not exists	File not exists. Attention: file path will be generated once the written Interface is used, and error will not be reported
Correct operation	LAN_SUS-0	Data read out successfully	Data read out successfully

2.28 Data Write

Data Request

Method	URL
POST	http://Device IP:8090/device/writeSecretKey

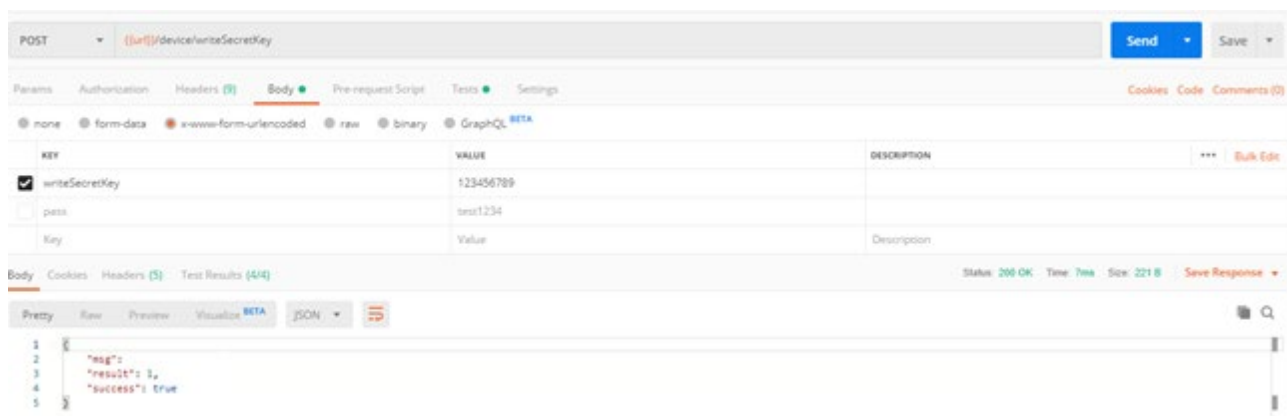
Header domain

Parameter	Description	Type	Required	Default	Additional explanation
Content-Type	Designate request type of media	String	Y		application/x-www-form-urlencoded

Body domain

Parameter	Description	Type	Required	Default	Additional explanation
writeSecretKey	Data to write in	String	Y		<ul style="list-style-type: none"> Write in the data, allow the other part stores data to designated region of the device, with max. data of 2M Data in this region will not be cleared even device restarts or resets Passing in null parameter content can clear file content

Example of postman



Example of return

```

{
  "code": "LAN SUS-0",
  "msg": "Data written successfully!",
  "result": 1,
  "success": true
}

```

Return specification

Type	Code	msg	Reason of trigger
Common errors	LAN_EXP-1006	The XX method is not supported.	Method does not match with url
	LAN_EXP-1004	Device has been disabled, please enable it first before operating	Device is being disabled, reject this Interface
	LAN_EXP-1005	Device is busy, please try again later	Device is upgrading, setting network or in process of other tasks
Parameter anomaly	LAN_EXP-2079	writeSecretKey parameter anomaly	Misspelled parameter name, parameter missing, incorrect parameter position in request, blank or carriage return in parameter name, parameter value anomaly
Correct operation	LAN_SUS-0	Data written successfully!	Data written into the device successfully

2.29 Card Number Registration Call-back Setting

Data Request

Method	URL
POST	http://Device IP:8090/setCardRegCallBack

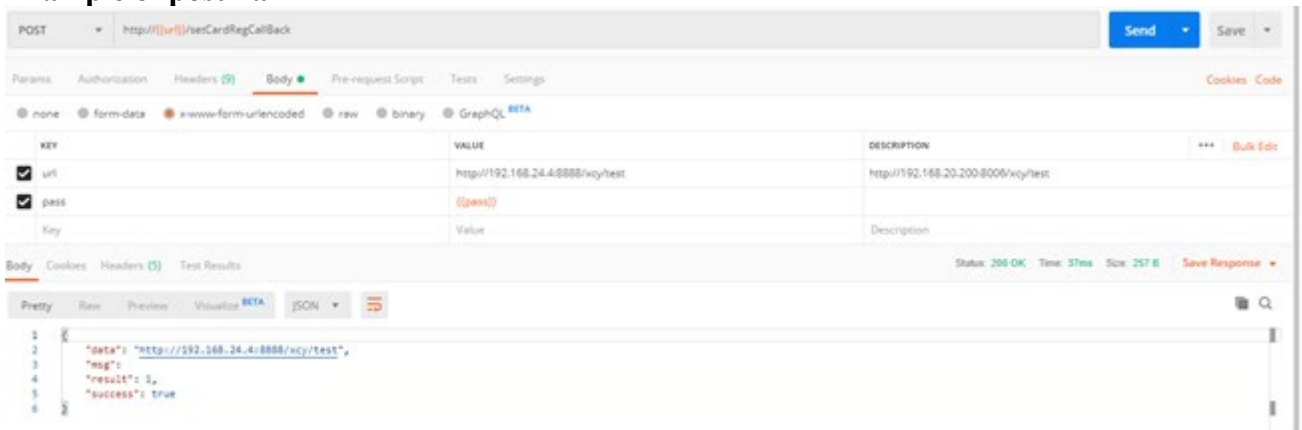
Header domain

Parameter	Description	Type	Required	Default	Additional explanation
Content-Type	Designate the request type of media	String	Y		application/x-www-form-urlencoded

Body domain

Parameter	Description	Type	Required	Default	Additional explanation
pass	Device password	String	Y		
url	Call-back address	String	Y		<p>When card number registration is successful (including device enrolls card number), device will POST field: deviceKey, personId, time, idcardNum to pre-set call-back Interface, refer to Call-back field specification</p> <p>Pass in null content to clear call-back addresses, then successful card number registration will not call back</p> <p>URL call-back requires regular expression: String check = "((http ftp https):/)(([a-zA-Z0-9\\ -]+\\.[a-zA-Z]{2,6}) ([0-9]{1,3}\\.[0-9]{1,3}\\.[0-9]{1,3}\\.[0-9]{1,3}) (:[0-9]{1,5}))*/[a-zA-Z0-9\\&%_\\./~-]*?"</p>

Example of postman



Example of return

```
{
  "code": "LAN_SUS-0",
  "data": "http://192.168.24.4:8888/xcy/test",
  "msg": "Set successfully",
  "result": 1,
  "success": true
}
```

Field specification of card number registration call-back parameter

- Requirements: call-back data stored in url and body, data in url is key-value, as data in body is of Json format

Parameter	Type	Description	Example
deviceKey	String	Device serial number	"deviceKey":"84E0F4200CA602FA"
time	String	Device time of successful photo registration (millisecond timestamp)	"time":"1537236693823"
ip	String	Current device IP address	"ip":"192.168.20.66"
personId	String	Corresponding person id of card number registration	"personId":"abcd"
idcardNum	String	Registered card number	"idcardNum":"360080"

Return specification

Type	Code	msg	Reason of trigger
Common errors	LAN_EXP-1006	The XX method is not supported.	Method does not match with url
	LAN_EXP-1004	Device has been disabled, please enable it first before operating	Device is being disabled, reject this Interface
	LAN_EXP-1005	Device is busy, please try again later	Device is upgrading, setting network or in process of other tasks
	LAN_EXP-1003	Password not set for Interface services, please set password first	Device has not set password yet
	LAN_EXP-1001	Password error, please check its validity	pass value is not the device password
Parameter anomaly	LAN_EXP-1002	pass parameter anomaly	Misspelled parameter name, parameter missing, incorrect parameter position in request, blank or carriage return in parameter name, parameter value anomaly
	LAN_EXP-2061	url parameter anomaly	
Correct operation	LAN_SUS-0	Data written successfully!	Call-back address set successfully

2.30 Algorithm Version Number Obtaining

Data Request

Method	URL
GET	http://Device IP:8090/getSDKVersion

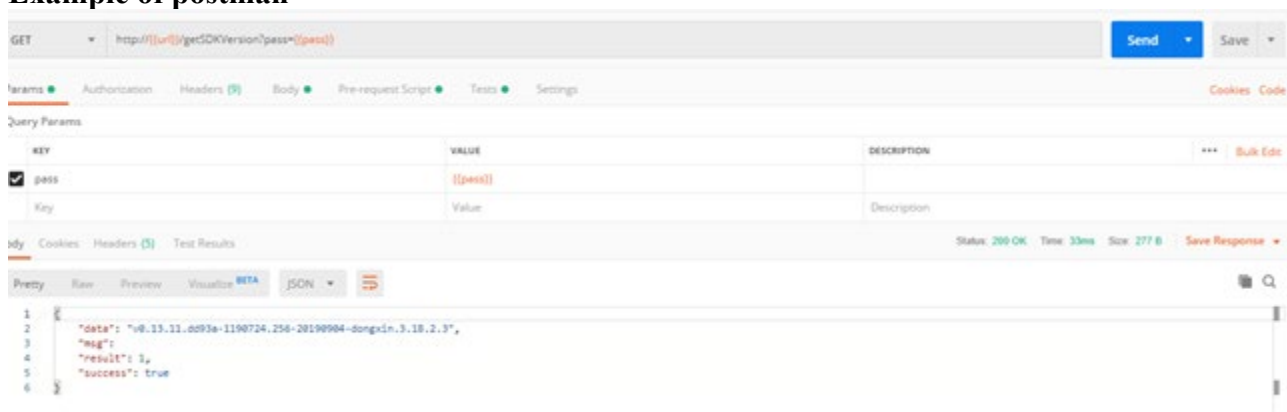
Header domain

Parameter	Description	Type	Required	Default	Additional explanation
Content-Type	Designate the request type of media	String	Y		application/x-www-form-urlencoded

Query domain

Parameter	Description	Type	Required	Default	Additional explanation
pass	Device password	String	Y		

Example of postman



Example of return

```

{
  "code": "LAN_SUS-0",
  "data": "102",
  "msg": "search successful",
  "result": 1,
  "success": true,
  "timestamp": 1611640539510
}

```

Return specification

Type	Code	msg	Reason of trigger
Common errors	LAN_EXP-1006	The XX method is not supported.	Method does not match with url
	LAN_EXP-1004	Device has been disabled, please enable it first before operating	Device is being disabled, rejecting this Interface
	LAN_EXP-1005	Device is busy, please try again later	Device is upgrading, setting network or in process of other tasks
	LAN_EXP-1003	Password not set for Interface services, please set password first	Device has not set password yet
	LAN_EXP-1001	Password error, please check its validity	pass value is not the device password
Parameter anomaly	LAN_EXP-1002	pass parameter anomaly	Misspelled parameter name, parameter missing, incorrect parameter position in request, blank or carriage return in parameter name, parameter value anomaly

Correct operation	LAN_SUS-0	Queried successfully	Version number of device algorithm queried successfully
-------------------	-----------	----------------------	---

2.31 ftp Account Password Setting

Data Request

Method	URL
POST	http://Device IP:8090/setFTP

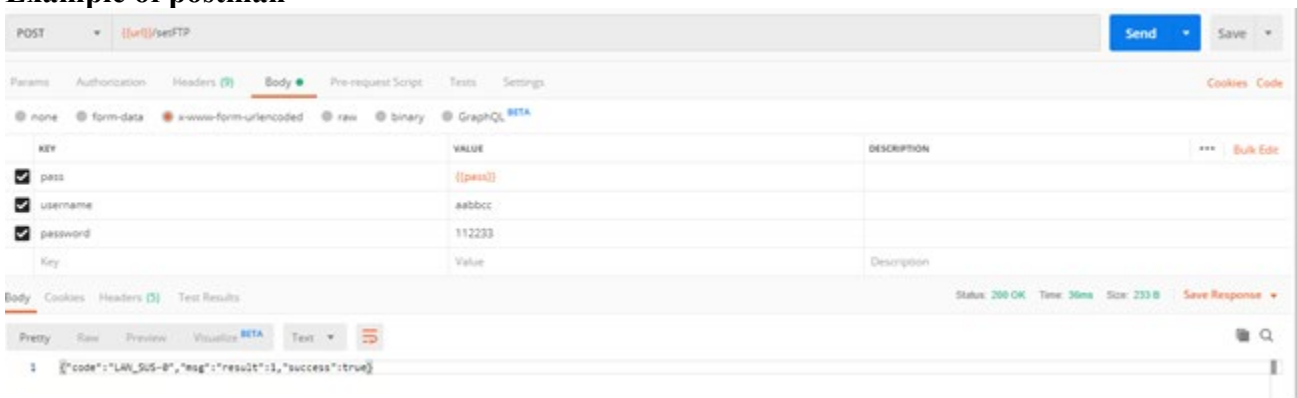
Header domain

Parameter	Description	Type	Required	Default	Additional explanation
Content-Type	Designate the request type of media	String	Y		application/x-www-form-urlencoded

Query domain

Parameter	Description	Type	Required	Additional explanation
pass	Device password	String	Y	
username	FTP user name	String	Y	Username can be null, "username":""
password	FTP password	String	Y	Password can be null, "password":""

Example of postman



- Attention: if ftp account password has not been set yet, access directly via ftp path by default
- After ftp password is set, to access photos stored in device via URL, password is needed, otherwise, access may fail. Photo query, recognition call-back and register call-back Interface are involved.

Example of return

```
{
  "code": "LAN_SUS-0",
  "msg": "Set successfully",
  "result": 1,
  "success": true
}
```

Return specification

Type	Code	msg	Reason of trigger
Common errors	LAN_EXP-1006	The XX method is not supported.	Method does not match with url
	LAN_EXP-1004	Device has been disabled, please enable it first before operating	Device is being disabled, rejecting this Interface
	LAN_EXP-1005	Device is busy, please try again later	Device is upgrading, setting network or in process of other tasks
	LAN_EXP-1003	Password not set for Interface services, please set password first	Device has not set password yet

	LAN_EXP-1001	Password error, please check its validity	pass value is not the device password
Parameter anomaly	LAN_EXP-1002	pass parameter anomaly	Misspelled parameter name, parameter missing, incorrect parameter position in request, blank or carriage return in parameter name, parameter value anomaly
	LAN_EXP-2080	username parameter anomaly	
	LAN_EXP-2081	password parameter anomaly	
Illegal parameters	LAN_EXP-2082	Illegal username parameter	username allows the combination of 1-16-digit numbers and letters only
	LAN_EXP-2083	Illegal password parameter	password allows the combination of 1-16-digit numbers and letters only or remains empty
Correct operation	LAN_SUS-0	Set successfully	FTP account password set successfully

2.32 Language Switch

Data Request

Method	URL
POST	http://Device IP:8090/device/setLanguage

Header domain

Parameter	Description	Type	Required	Additional explanation
Content-Type	Designate the request type of media	String	Y	application/x-www-form-urlencoded

Body domain

Parameter	Description	Type	Required	Additional explanation
pass	Password	String	Y	
languageType	Type of language	String	Y	Type of language: "en": English

Example of postman

The screenshot shows a Postman interface for a POST request to the endpoint `http://{{url}}/device/setLanguage`. The request body is set to `x-www-form-urlencoded`. The parameters are:

KEY	VALUE	DESCRIPTION
pass	{{pwd}}	
languageType	zh_CN	

Example of return

```
{
  "code": "LAN SUS-0",
  "msg": "Set successfully",
  "result": 1,
  "success": true
}
```


i Attention: When the device is reset, it will restore the default language as Chinese.

Return specification

Type	Code	msg	Reason of trigger
Common errors	LAN_EXP-1006	The XX method is not supported.	Method does not match with url
	LAN_EXP-1004	Device has been disabled, please enable it first before operating	Device is being disabled, rejecting this Interface
	LAN_EXP-1005	Device is busy, please try again later	Device is upgrading, setting network or in process of other tasks
	LAN_EXP-1003	Password not set for Interface services, please set password first	Device has not set password yet
	LAN_EXP-1001	Password error, please check its validity	pass value is not the device password
Parameter anomaly	LAN_EXP-1002	pass parameter anomaly	Misspelled parameter name, parameter missing, incorrect parameter position in request, blank or carriage return in parameter name, parameter value anomaly
	LAN_EXP-2188	languageType parameter anomaly	
Illegal parameter	LAN_EXP-2189	Not supported type of language	
Correct operation	LAN-SUS-0	Set successfully	Language set successfully
	LAN-SUS-0	Language set successfully, device will restart	

2.33 Timezone Setting

Data Request

Method	URL
POST	http://Device IP:8090/device/setTimeZone

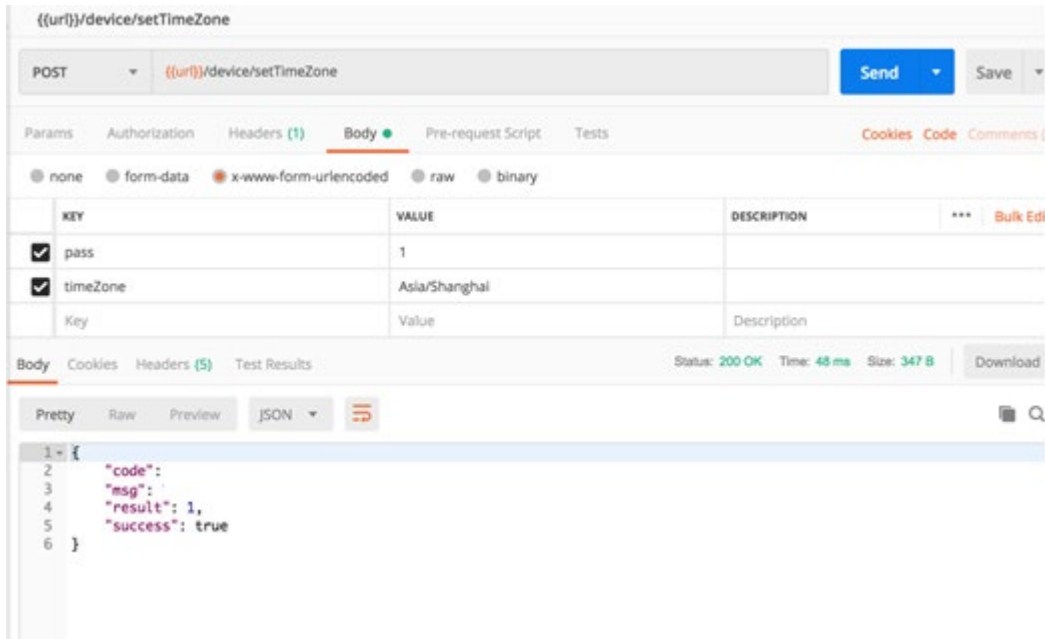
Header domain

Parameter	Description	Type	Required	Additional explanation
Content-Type	Designate request type of media	String	Y	application/x-www-form-urlencoded

Body domain

Parameter	Description	Type	Required	Additional explanation
pass	Device password	String	Y	Device password
timeZone	Time zone	String	Y	“Asia/Shanghai” Chinese standard time (by default) Refer to Appendix 2 for other time zones Query: via device configuration Interface

Example of postman



Example of return

```
{
  "code": "LAN_SUS-0",
  "msg": "Set successfully. If device does not connect public network, then this time will take effect; if device connects public network, then will use public time",
  "result": 1,
  "success": true
}
```

Return specification

Type	Code	msg	Reason of trigger
Common errors	LAN_EXP-1006	The XX method is not supported.	Method does not match with url
	LAN_EXP-1004	Device has been disabled, please enable it first before operating	Device is being disabled, reject this Interface
	LAN_EXP-1005	Device is busy, please try again later	Device is upgrading, setting network or in process of other tasks
	LAN_EXP-1003	Password not set for Interface services, please set password first	Device has not set password yet
	LAN_EXP-1001	Password error, please check its validity	pass value is not the device password
Parameter anomaly	LAN_EXP-1002	pass parameter anomaly	Misspelled parameter name, parameter missing, incorrect parameter position in request, blank or carriage return in parameter name, parameter value anomaly
	LAN_EXP-2200	Illegal timezone parameter	
	LAN_EXP-2201	timezone parameter anomaly	
Correct operation	LAN-SUS-0	Set successfully	Time zone set successfully

2.34 Device Information Query

Data Request

Method	URL
GET	http://Device IP:8090/device/information

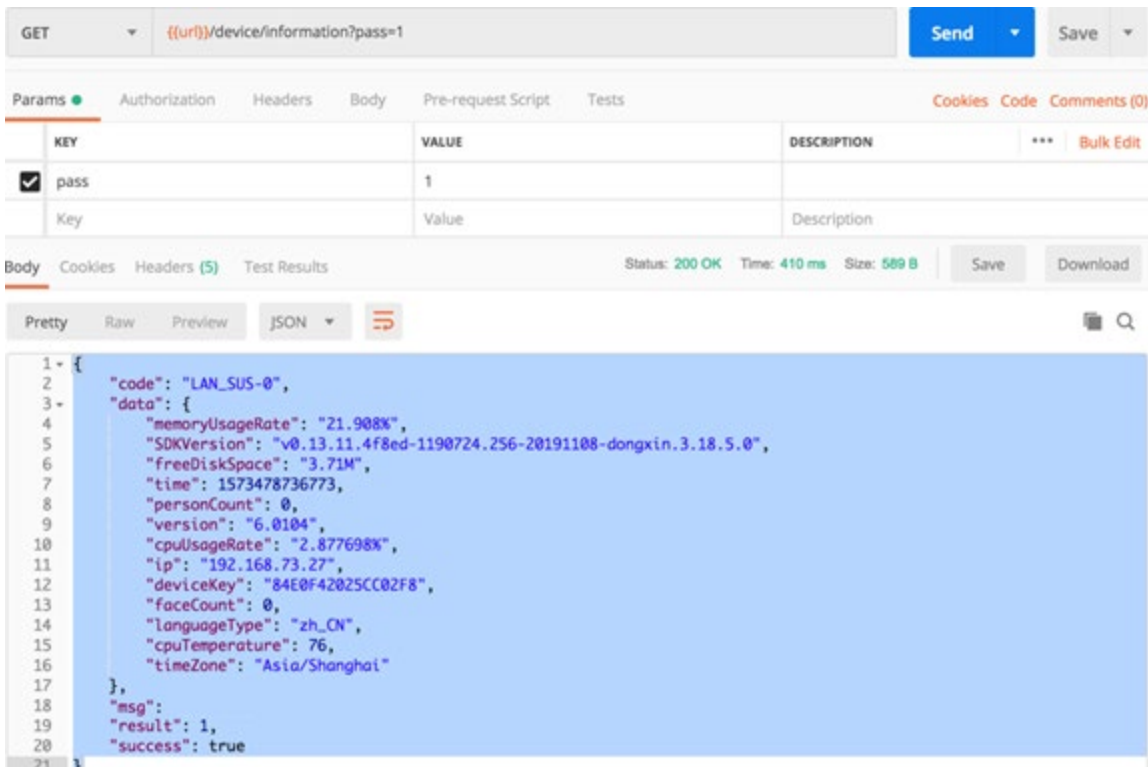
Header domain

Parameter	Description	Type	Required	Additional explanation
Content-Type	Designate the request type of media	String	Y	application/x-www-form-urlencoded

Body domain

Parameter	Description	Type	Required	Additional explanation
pass	Device password	String	Y	Device password

Example of postman



Example of return

```

{
  "code": "LAN_SUS-0",
  "data": {
    "memoryUsageRate": "21.908%",
    "SDKVersion": "v0.13.11.4f8ed-1190724.256-20191108-dongxin.3.18.5.0",
    "freeDiskSpace": "3.71M",
    "time": 1573478736773,
    "personCount": 0,
    "version": "6.0104",
    "cpuUsageRate": "2.877698%",
    "ip": "192.168.73.27",
    "deviceKey": "84E0F42025CC02F8",
    "faceCount": 0,
    "languageType": "zh_CN",

```

```

    "cpuTemperature": 76,
    "timeZone": "Asia/Shanghai"
  },
  "msg": "Operated successfully",
  "result": 1,
  "success": true
}

```

Return specification

Type	Code	msg	Reason of trigger
Common errors	LAN_EXP-1006	The XX method is not supported.	Method does not match with url
	LAN_EXP-1004	Device has been disabled, please enable it first before operating	Device is being disabled, reject this Interface
	LAN_EXP-1005	Device is busy, please try again later	Device is upgrading, setting network or in process of other tasks
	LAN_EXP-1003	Password not set for Interface services, please set password first	Device has not set password yet
	LAN_EXP-1001	Password error, please check its validity	pass value is not the device password
Parameter anomaly	LAN_EXP-1002	pass parameter anomaly	Misspelled parameter name, parameter missing, incorrect parameter position in request, blank or carriage return in parameter name, parameter value anomaly
Correct operation	LAN_EXP-0	Queried successfully	Device info queried successfully

2.35 Device Recognition Mode Query

Data Request

Method	URL
GET	http://Device IP:8090/device/getIdentifyModel

Header domain

Parameter	Description	Type	Required	Additional explanation
Content-Type	Designate the request type of media	String	Y	application/x-www-form-urlencoded

Body domain

Parameter	Description	Type	Required	Additional explanation
pass	Device password	String	Y	Device password

Example of postman

GET `http://192.168.78.95:8090/device/getIdentifyMode?pass=123456` Send Save

Params + Authorization Headers (7) Body Pre-request Script Tests Settings Cookies

Query Params

KEY	VALUE	DESCRIPTION
<input checked="" type="checkbox"/> pass	123456	
Key	Value	Description

Body Cookies Headers (8) Test Results Status: 200 OK Time: 14 ms Size: 916 B Save Response

Pretty Raw Preview Visualize JSON

```

1 {
2   "code": "LAN_SUS-0",
3   "data": {
4     "identifyRecordUploadObject": 2,
5     "recCardFaceTimeout": 5000,
6     "recCardFaceValue": 50,
7     "recDisplayImageMode": 0,
8     "recDoubleValue": 60,
9     "recFaceCardValue": 30,
10    "recModeCardEnable": 2,
11    "recModeCardFaceEnable": 1,
12    "recModeCardFaceHardware": 1,
13    "recModeCardFaceIntf": 1,
14    "recModeCardHardware": 1,
15    "recModeCardIntf": 1,
16    "recModeDOBEnable": 1,
17    "recModeFaceEnable": 2,
18    "recModeFacePasswordEnable": 2,
19    "recModeIdcardFaceEnable": 1,
20    "recModeIdcardFaceHardware": 1,
21    "recModeIdcardFaceIntf": 2,
22    "recModePasswordEnable": 2,
23    "recModeQREnable": 1,
24    "recType": 1,
25    "regInterval": 2000,
26    "repeatRegEnable": 1
27  },
28   "msg": "Queried successfully",
29   "result": 1,
30   "success": true
31 }

```

Example of return

```

{
  "code": "LAN_SUS-0",
  "data": {
    "identifyRecordUploadObject": 2,
    "recCardFaceTimeout": 5000,
    "recCardFaceValue": 50,
    "recDisplayImageMode": 0,
    "recDoubleValue": 60,
    "recFaceCardValue": 30,
    "recModeCardEnable": 2,
    "recModeCardFaceEnable": 1,
    "recModeCardFaceHardware": 1,
    "recModeCardFaceIntf": 1,
    "recModeCardHardware": 1,
    "recModeCardIntf": 1,
    "recModeDOBEnable": 1,
    "recModeFaceEnable": 2,
    "recModeFacePasswordEnable": 2,
    "recModeIdcardFaceEnable": 1,
    "recModeIdcardFaceHardware": 1,
    "recModeIdcardFaceIntf": 2,
    "recModePasswordEnable": 2,
    "recModeQREnable": 1,
    "recType": 1,
    "regInterval": 2000,
    "repeatRegEnable": 1,
    "recModeQRCodeComparison": 1
  },
  "msg": "Queried successfully",

```

```

"result": 1,
"success": true
}

```

Return specification

Type	Code	msg	Reason of trigger
Common errors	LAN_EXP-1006	The XX method is not supported.	Method does not match with url
	LAN_EXP-1004	Device has been disabled, please enable it first before operating	Device is being disabled, rejecting this Interface
	LAN_EXP-1005	Device is busy, please try again later	Device is upgrading, setting network or in process of other tasks
	LAN_EXP-1003	Password not set for Interface services, please set password first	Device has not set password yet
	LAN_EXP-1001	Password error, please check its validity	pass value is not the device password
Parameter anomaly	LAN_EXP-1002	pass parameter anomaly	Misspelled parameter name, parameter missing, incorrect parameter position in request, blank or carriage return in parameter name, parameter value anomaly
Correct operation	LAN_SUS-0	Queried successfully	Device info queried successfully

2.36 Hardware Interfaces Setting

Data Request

Method	URL
POST	http://Device IP:8090/device/ setHardWareInterface

Header domain

Parameter	Description	Type	Required	Additional explanation
Content-Type	Designate the request type of media	String	Y	application/x-www-form-urlencoded

Body domain

Parameter	Description	Type	Required	Additional explanation
pass	Device password	String	Y	Device password
config	Configuration collection of hardware Interfaces	Json	Y	Example of Json: <pre> { "antitamper": 2, "audioVolumn": 50 "lightBrightness": 70 } </pre>

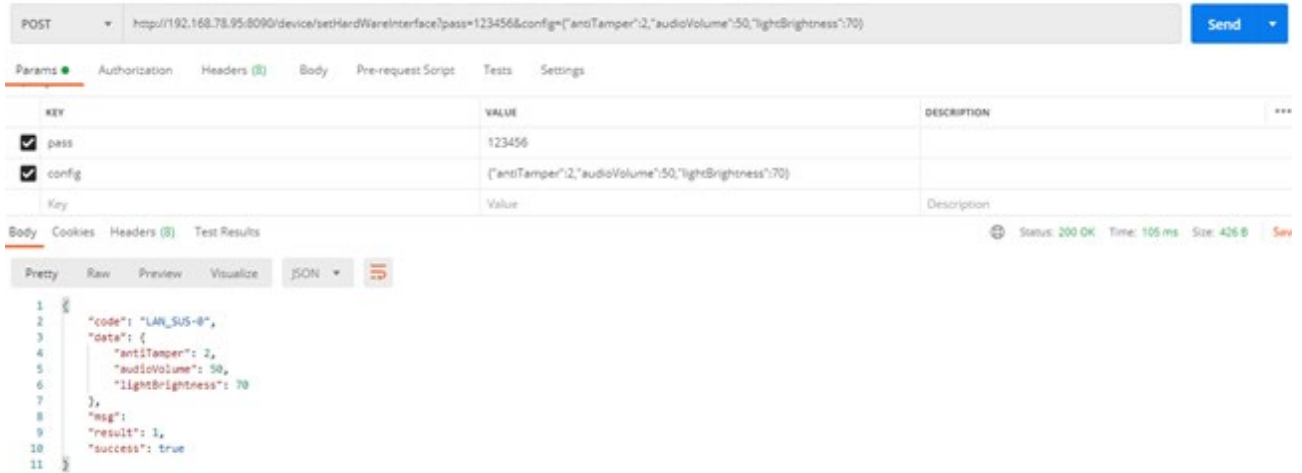
Parameter description

Field	Meaning & Value
antiTamper	Enable tamper switch 1. Off 2. On (by default)
audioVolume	Volume 1~100

lightBrightness	Brightness of white light	1~100
-----------------	---------------------------	-------

i Attention: Volume and brightness can be set as 0 in Baseline 2.0 and above version. (Totally shut down)

Example of postman



Example of return

```
{
  "code": "LAN_SUS-0",
  "data": {
    "antiTamper": 2,
    "audioVolume":50,
    "lightBrightness":70
  },
  "msg": "Set successfully",
  "result": 1,
  "success": true
}
```

Return specification

Type	Code	msg	Reason of trigger
Common errors	LAN_EXP-1006	The XX method is not supported.	Method does not match with url
	LAN_EXP-1004	Device has been disabled, please enable it first before operating	Device is being disabled, reject this Interface
	LAN_EXP-1005	Device is busy, please try again later	Device is upgrading, setting network or in process of other tasks
	LAN_EXP-1003	Password not set for Interface services, please set password first	Device has not set password yet
	LAN_EXP-1001	Password error, please check its validity	pass value is not the device password
Parameter anomaly	LAN_EXP-1002	pass parameter anomaly	Misspelled parameter name, parameter missing, incorrect parameter position in request, blank or carriage return in parameter name, parameter value anomaly
	LAN_EXP-2007	config parameter anomaly	
Illegal parameters	LAN_SUS-2013	config parameter cannot be null	Passed-in value of config is null
	LAN_SUS-2008	Format of Json of config class error	Incorrect Json format

	LAN_SUS-2009	Illegal config parameter	Passed-in value is undefined and illegal
Illegal Config parameters	LAN_SUS-2207	Illegal antiTamper parameter	Json value of config parameter is undefined and illegal, including but no limited to: parameter value is beyond the border.
	LAN_SUS-2233	Illegal audioVolume parameter	
	LAN_SUS-2234	Illegal lightBrightness parameter	
Correct operation	LAN_SUS-0	Set successfully	"data": {Device configuration parameters}

2.37 Hardware Interface Setting Query

Data Request

Method	URL
GET	http://Device IP:8090/device/ getHardWareInterface

Header domain

Parameter	Description	Type	Required	Additional explanation
Content-Type	Designate the request type of media	String	Y	application/x-www-form-urlencoded

Body domain

Parameter	Description	Type	Required	Additional explanation
pass	Device password	String	Y	Device password

Example of postman

The screenshot shows a Postman interface with a GET request to `http://192.168.78.95:8090/device/getHardWareInterface?pass=123456`. The query parameters section shows a key-value pair for `pass` with value `123456`. The response body is displayed in JSON format:

```

1 {
2   "code": "LAN_SUS-0",
3   "data": {
4     "antiTamper": 2,
5     "audioVolume": 50,
6     "lightBrightness": 70
7   },
8   "msg": "Queried successfully",
9   "result": 1,
10  "success": true
11 }

```

Example of return

```

{
  "code": "LAN_SUS-0",
  "data": {
    "antiTamper": 2,
    "audioVolume": 50,
    "lightBrightness": 70
  },
  "msg": "Queried successfully",
  "result": 1,
}

```



```
"success": true
}
```

Return specification

Type	Code	msg	Reason of trigger
Common errors	LAN_EXP-1006	The XX method is not supported.	Method does not match with url
	LAN_EXP-1004	Device has been disabled, please enable it first before operating	Device is being disabled, rejecting this Interface
	LAN_EXP-1005	Device is busy, please try again later	Device is upgrading, setting network or in process of other tasks
	LAN_EXP-1003	Password not set for Interface services, please set password first	Device has not set password yet
	LAN_EXP-1001	Password error, please check its validity	pass value is not the device password
Parameter anomaly	LAN_EXP-1002	pass parameter anomaly	Misspelled parameter name, parameter missing, incorrect parameter position in request, blank or carriage return in parameter name, parameter value anomaly
Correct operation	LAN_SUS-0	Queried successfully	"data": {Configuration parameters}

2.38 Signal Input Setting

Data Request

Method	URL
POST	http://Device IP:8090/device/ setSignalInput

Header domain

Parameter	Description	Type	Required	Additional explanation
Content-Type	Designate the request type of media	String	Y	application/x-www-form-urlencoded

Body domain

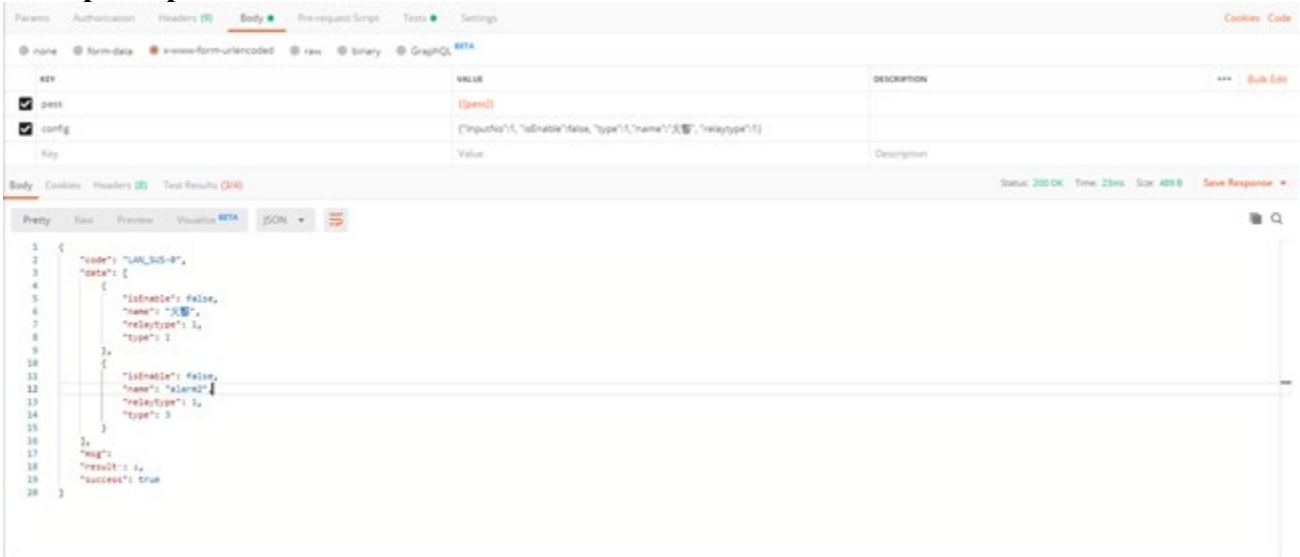
Parameter	Description	Type	Required	Additional explanation
pass	Device password	String	Y	Device password
config	Configuration collection of hardware Interfaces	Json	Y	Example of Json: <pre>{ "inputNo":1, "isEnabled":false, "type":1, "name":"Fire alarm"}</pre>

Config parameter description

Field	Type	Required	Meaning & Value
inputNo	Int	Y	Signal SN 1: Signal input 1 (Default type: 2 Door sensor input) 2: Signal input 2 (Default type: 3 Exit button input)
isEnabled	Boolean	Y	Whether to enable true: On false: Off

type	Int	Y	1: Fire alarm input 2: Door sensor input 3: Exit button input 100: Custom
name	String	N	Available when type is customized, with the limitation of 32-bit

Example of postman



Example of return

```
{
  "code": "LAN SUS-0",
  "data": [
    {
      "isEnabled": false,
      "name": "Fire alarm",
      "type": 1
    },
    {
      "isEnabled": false,
      "name": "alarm2",
      "type": 3
    }
  ],
  "msg": "Set successfully",
  "result": 1,
  "success": true
}
```

Return specification

Type	Code	msg	Reason of trigger
Common errors	LAN_EXP-1006	The XX method is not supported.	Method does not match with url
	LAN_EXP-1004	Device has been disabled, please enable it first before operating	Device is being disabled, rejecting this Interface
	LAN_EXP-1005	Device is busy, please try again later	Device is upgrading, setting network or in process of other tasks
	LAN_EXP-1003	Password not set for Interface services, please set password first	Device has not set password yet

	LAN_EXP-1001	Password error, please check its validity	pass value is not the device password
Parameter anomaly	LAN_EXP-1002	pass parameter anomaly	Misspelled parameter name, parameter missing, incorrect parameter position in request, blank or carriage return in parameter name, parameter value anomaly
	LAN_EXP-2007	config parameter anomaly	
Illegal parameters	LAN_SUS-2013	config parameter cannot be null	Passed-in value of config is null
	LAN_SUS-2008	Json format error of config class	Incorrect Json format
	LAN_SUS-2009	Illegal config parameter	Passed-in value is undefined and illegal
Illegal Config parameters	LAN_SUS-2208	inputNo parameter anomaly	Passed in undefined and illegal Json value for config parameter, including but not limited to: parameter value is beyond the border.
	LAN_SUS-2209	Illegal inputNo parameter	
	LAN_SUS-2210	isEnabled parameter anomaly	
	LAN_SUS-2211	Illegal isEnabled parameter	
	LAN_SUS-2212	type parameter anomaly	
	LAN_SUS-2213	Illegal type parameter	
LAN_SUS-2214	Illegal name parameter		
Correct operation	LAN_SUS-0	Queried successfully	“data”: {configuration parameters}

2.39 Signal Input Setting Query

Data Request

Method	URL
GET	http://Device IP:8090/device/getSignalInput

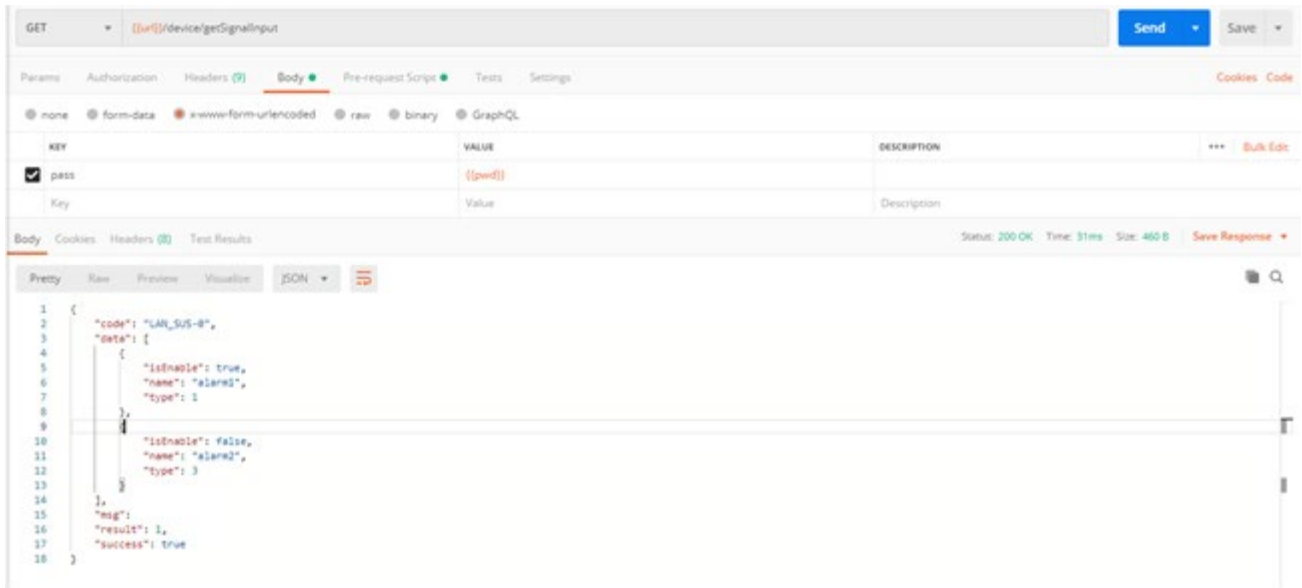
Header domain

Parameter	Description	Type	Required	Additional explanation
Content-Type	Designate the request type of media	String	Y	application/x-www-form-urlencoded

Body domain

Parameter	Description	Type	Required	Additional explanation
pass	Device password	String	Y	Device password

Example of postman



Example of return

```

{
  "code": "LAN_SUS-0",
  "data": [
    {
      "isEnabled": false,
      "name": "alarm1",
      "type": 1
    },
    {
      "isEnabled": false,
      "name": "alarm2",
      "type": 3
    }
  ],
  "msg": "Queried successfully",
  "result": 1,
  "success": true
}
    
```

Return specification

Type	Code	msg	Reason of trigger
Common errors	LAN_EXP-1006	The XX method is not supported.	Method does not match with url
	LAN_EXP-1004	Device has been disabled, please enable it first before operating	Device is being disabled, rejecting this Interface
	LAN_EXP-1005	Device is busy, please try again later	Device is upgrading, setting network or in process of other tasks
	LAN_EXP-1003	Password not set for Interface services, please set password first	Device has not set password yet
	LAN_EXP-1001	Password error, please check its validity	pass value is not the device password

Parameter anomaly	LAN_EXP-1002	pass parameter anomaly	Misspelled parameter name, parameter missing, incorrect parameter position in request, blank or carriage return in parameter name, parameter value anomaly
Correct operation	LAN_SUS-0	Queried successfully	“data”: {Device configuration parameters}

2.40 Alarm Cancelling

Data Request

Method	URL
POST	http://Device IP:8090/device/alarmCancel

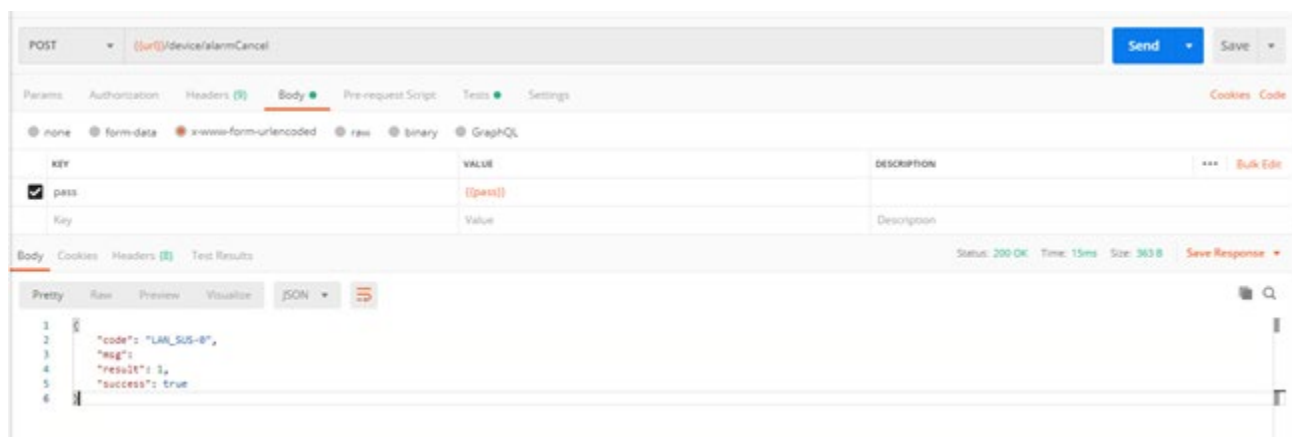
Header domain

Parameter	Description	Type	Required	Additional explanation
Content-Type	Designate the request type of media	String	Y	application/x-www-form-urlencoded

Body domain

Parameter	Description	Type	Required	Additional explanation
pass	Device password	String	Y	Device password

Example of postman



Example of return

```

{
  "code": "LAN_SUS-0",
  "msg": "Cancelled",
  "result": 1,
  "success": true
}

```

Return specification

Type	Code	msg	Reason of trigger
Common errors	LAN_EXP-1006	The XX method is not supported.	Method does not match with url
	LAN_EXP-1004	Device has been disabled, please enable it first before operating	Device is being disabled, rejecting this Interface
	LAN_EXP-1005	Device is busy, please try again later	Device is upgrading, setting network or in process of other tasks
	LAN_EXP-1003	Password not set for Interface services, please set password first	Device has not set password yet
	LAN_EXP-1001	Password error, please check its validity	pass value is not the device password
Parameter anomaly	LAN_EXP-1002	pass parameter anomaly	Misspelled parameter name, parameter missing, incorrect parameter position in request, blank or carriage return in parameter name, parameter value anomaly
Correct operation	LAN_SUS-0	Queried successfully	The alarm cancelled

2.41 Temperature Measuring Parameters Setting

Interface Specification:

i Attention: Supports Thermometry series only

Data Request

Method	URL
POST	http://Device IP:8090/setTemperatureConfig

Header domain

Parameter	Description	Type	Required	Additional explanation
Content-Type	Designate the request type of media	String	Y	application/x-www-form-urlencoded

Body domain

Parameter	Description	Type	Required	Additional explanation
isTempertureOpen	Whether to enable the Thermometry mode	Int	Y	1: On (by default) 2: Off Measure body temperature first, then recognize faces and compare face&ID, as Thermometry mode enabled
isVoiceOpen	Whether to broadcast abnormal temperature	Int	Y	1: On (by default) 2: Off
voiceContext	Broadcast content of abnormal temperature	String	Y	The device will broadcast "Abnormal+temperature value" by default. Custom content, such as "Temperature alarm", to broadcast temperature value, use {temperature} as the placeholder, for

				example: "Temperature abnormal, {temperature} degree" If pass in null content for voiceContext, deem as broadcast default content "Abnormal+temperature value"
errorTemperature	Judgement value of abnormal temperature	String	Y	Judgement value of abnormal temperature, default value is 37.3°C (99.1°F), temperature higher than this value will be judged as abnormal. Allow numbers only, accurate to one decimal place Range 30~50°C (86~122°F)
isSucVoiceOpen	Switch of voice broadcast for normal temperature	int	N	1: On (by default) 2: Off
sucVoiceContext	Content of voice broadcast for normal temperature	String	N	Content of voice broadcast for normal temperature, device will broadcast "Normal+temperature value" by default Can custom other content, for example: Normal temperature alarm". To broadcast the value, please use {temperature} as the placeholder, for example: "Normal, {temperature} degree" Pass in null content for sucVoiceContext will broadcast default content as "Normal"
normalDisplayContext	Custom display content of normal temperature	String	N	Content of voice broadcast for normal temperature, device will broadcast "Normal+temperature value" by default Can custom other content, for example: Normal temperature alarm". To broadcast the value, please use {temperature} as the placeholder, for example: "Normal, {temperature} degree" Pass in null content for normalDisplayContext will broadcast default content as "Normal+temperature value"
readTemperatureType	Type of reading temperature	String	Y	"2": MLX232 serial port (by default)
isRecognitionOpen	Whether to compare	Int	N	1: Off 2: On (by default)
temperatureMeasurePlace	Position	Int	N	1: Forehead (by default) 2: Wrist
temperatureMeasureMin	Minimum value of effective temperature	String	N	Temperature lower than this value will not be recorded, remind user to try again Default value is 34.0°C (93.2°F) Allow numbers only, accurate to one decimal place Range 0~100°C (32~212°F)
temperatureMeasureMax	Maximum value of effective temperature	String	N	Temperature higher than this value will not be recorded, remind user to try again Default value is 43.0°C (109.4°F) Allow numbers only, accurate to one decimal place Range 0~100°C (32~212°F)

temperatureCompensation	Switch of low-temp mapping	Int	N	The switch of algorithm compensation is based on the environment temperature; 1: On 2: Off (by default)
lowTempMapSourceMin	Minimum value of low-temp mapping source	String	N	Mapped temperature will not be lower than this value Allow numbers only, accurate to one decimal place Range (0~100°C (32~212°F)) Default value is 30°C (86°F)
lowTempMapSourceMax	Maximum value of low-temp mapping source	String	N	Mapped temperature will not be higher than this value Allow numbers only, accurate to one decimal place Range (0~100°C (32~212°F)) Default value is 34°C (93.2°F)
lowTempMapTargetMin	Minimum value of low-temp mapping target	String	N	Mapped temperature will not be lower than this value Allow numbers only, accurate to one decimal place Range (0~100°C (32~212°F)) Default value is 36°C (96.8°F)
lowTempMapTargetMax	Maximum value of low-temp mapping target	String	N	Mapped temperature will not be higher than this value Allow numbers only, accurate to one decimal place Range (0~100°C (32~212°F)) Default value is 36.5°C (97.7°F)
tempMapSwitch	Switch of high-temp mapping	Int	N	Debug switch of the temp-mapping function, only for debugging algorithm compensation. Measured temperature may have deviation with actual temperature as it enabled. 1: On 2: Off (by default)
highTempMapSourceMin	Minimum value of high-temp mapping source	String	N	Temperature lower than this value will not be mapped to the high-temp mapping area Allow numbers only, accurate to one decimal place Range (0~100°C (32~212°F)) Default value is 37.3°C (99.1°F)
highTempMapSourceMax	Maximum value of high-temp mapping source	String	N	Temperature higher than this value will not be mapped to the high-temp mapping area Allow numbers only, accurate to one decimal place Range (0~100°C (32~212°F)) Default value is 40°C (104°F)
highTempMapTargetMin	Minimum value of high-temp mapping target	String	N	Mapped temperature will not be lower than this value Allow numbers only, accurate to one decimal place Range (0~100°C (32~212°F)) Default value is 36.8°C (98.2°F)

highTempMap TargetMax	Maximum value of high-temp mapping target	String	N	Mapped temperature will not be higher than this value Allow numbers only, accurate to one decimal place Range (0~100°C (32~212°F)) Default value is 37.3°C (99.1°F)
tempUnit	Unit of output temperature	Int	N	Configure the unit of output temperature 1: degree Celsius (by default) 2: Fahrenheit
overlapEnable	Switch of overlap ratio	String	N	The contact ratio of face and frame; begin the temp measuring as the contact ratio is equal to or larger than the preset value True: on, False: off
overlapValue	Overlap value	Int	N	Threshold of overlap ratio is 0~100, unit: %
relaySwitchOn TempFail	Switch of Relay output when temperature is abnormal	Int	N	Take effect only when temp is abnormal, control whether to output relay 1. On 2. Off (by default)
wgSwitchOnTe mpFail	Switch of Wiegand output when temperature is abnormal	Int	N	Take effect only when temp is abnormal, control whether to output Wiegand 1. On 2. Off (by default)
serialSwitchOn TempFail	Switch of serial-port output when temperature is abnormal	Int	N	Take effect only when temp is abnormal, control whether to output serial output 1. On (by default) 2. Off
quickTemperat ureMode	Fast temperature measurement field	Int	N	1. On 2. OFF (Default)
abnormalDispl ayContext	Custom display content of normal temperature	String	N	The voice broadcast content of abnormal temperature is empty by default. The broadcast content can be customized, such as "abnormal temperature alarm". If the degree needs to be broadcast, please use {temperature} as the placeholder, such as "abnormal temperature {temperature} degrees".

Example of return

```
{
  "code": "LAN_SUS-0",
  "msg": "Set successfully",
  "result": 1,
  "success": true
}
```

Return specification

Type	Code	msg	Reason of trigger
Common errors	LAN_EXP-1006	The XX method is not supported.	Method does not match with url
	LAN_EXP-1004	Device has been disabled, please enable it first before operating	Device is being disabled, rejecting this Interface
	LAN_EXP-1005	Device is busy, please try again later	Device is upgrading, setting network or in process of other tasks

	LAN_EXP-1003	Password not set for Interface services, please set password first	Device has not set password yet
	LAN_EXP-1001	Password error, please check its validity	pass value is not the device password
Parameter anomaly	LAN_EXP-1002	pass parameter anomaly	Misspelled parameter name, parameter missing, incorrect parameter position in request, blank or carriage return in parameter name, parameter value anomaly
	LAN_EXP-2219	isTemperatureOpen parameter anomaly	
	LAN_EXP-2220	isTemperatureOpen parameter anomaly	
	LAN_EXP-2221	isVoiceOpen parameter anomaly	
	LAN_EXP-2222	Illegal isVoiceOpen parameter	
	LAN_EXP-2223	voiceContext parameter anomaly	
	LAN_EXP-2224	Illegal voiceContext parameter	
	LAN_EXP-2225	errorTemperature parameter anomaly	
	LAN_EXP-2226	Illegal errorTemperature parameter	
	LAN_EXP-2219	isTemperatureOpen parameter anomaly	
	LAN_EXP-2229	readTemperatureType parameter anomaly	
	LAN_EXP-2230	Illegal readTemperatureType parameter	
	LAN_EXP-2231	Illegal deviceStyle parameter	
	LAN_EXP-2232	Illegal overlapValue parameter	
	LAN_EXP-2256	Illegal highTempMapSourceMax parameter	
	LAN_EXP-2257	Illegal tempUnit parameter	
	LAN_EXP-2258	Illegal overlapEnable parameter	
	LAN_EXP-2259	Illegal temperatureErrorPass parameter	
	LAN_EXP-2260	Illegal temperatureMeasurePlace parameter	
	LAN_EXP-2261	Illegal temperatureMeasureMin parameter	
	LAN_EXP-2262	Illegal temperatureMeasureMax parameter	
	LAN_EXP-2263	Min. value of effective temperature range is larger than the max. value	
	LAN_EXP-2264	Illegal temperatureCompensation parameter	
	LAN_EXP-2265	Illegal LowTempMapSourceMin parameter	
LAN_EXP-2266	Illegal LowTempMapSourceMax parameter		
LAN_EXP-2267	Illegal LowTempMapTargetMin parameter		
LAN_EXP-2268	Illegal LowTempMapTargetMax parameter		
LAN_EXP-2269	Illegal tempMapSwitch parameter		
LAN_EXP-2270	Illegal highTempMapSourceMin parameter		
LAN_EXP-2271	Illegal highTempMapTargetMin parameter		

	LAN_EXP-2272	Illegal highTempMapTargetMax parameter	
	LAN_EXP-2273	Min. value of mapping source cannot be larger or equal to the max. value	
	LAN_EXP-2274	Min. value of mapping target cannot be larger or equal to the max. value	
	LAN_EXP-2275	Low-temp mapping source cannot overlap with High-temp mapping source	
Correct operation	LAN_SUS-0	Cancelled successfully	Alarm cancelled

2.42 Mask Parameters Setting

Interface Specification:

 Attention: Supports Thermometry series only

Data Request

Method	URL
POST	http://Device IP:8090/setMaskConfig

Header domain

Parameter	Description	Type	Required	Default	Additional explanation
Content-Type	Designate the request type of media	String	Y		application/x-www-form-urlencoded

Body domain

Parameter	Description	Type	Required	Default	Additional explanation
isMaskOpen	Whether to enable Mask mode	Int	Y	1	1: On (by default) 2: Off It is necessary to wear the mask before face recognition, as Mask detection mode is enabled Mask detection still can be done as the mode disabled
isVoiceOpen	Whether broadcast abnormal mask detection	Int	Y	1	1: On (by default) 2: Off
voiceContext	Broadcast content of abnormal mask detection	String	Y		Device will broadcast "Please wear the mask" by default as the detection is abnormal. Custom content, such as "Mask alarm" Pass in null content for voiceContext, then will broadcast default content as "Please wear the mask"

isMaskForce Open	Whether to do the mandatory mask detection	Int	N	2	When enable mandatory mask detection, if the user does not wear a mask, temperature will not be measured. As the function is disabled, the device will remind the user to wear the mask, and it will not influence the temperature measurement. 1: Force to detect 2: Not to force (by default)
---------------------	--	-----	---	---	---

Example of return

```
{
"code": "LAN_SUS-0",
  "msg": "Set successfully",
  "result": 1,
  "success": true
}
```

Return specification

Type	Code	msg	Reason of trigger
Common errors	LAN_EXP-1006	The XX method is not supported.	Method does not match with url
	LAN_EXP-1004	Device has been disabled, please enable it first before operating	Device is being disabled, rejecting this Interface
	LAN_EXP-1005	Device is busy, please try again later	Device is upgrading, setting network or in process of other tasks
	LAN_EXP-1003	Password not set for Interface services, please set password first	Device has not set password yet
	LAN_EXP-1001	Password error, please check its validity	pass value is not the device password
Parameter anomaly	LAN_EXP-1002	pass parameter anomaly	Misspelled parameter name, parameter missing, incorrect parameter position in request, blank or carriage return in parameter name, parameter value anomaly
	LAN_EXP-2227	isMaskOpen parameter anomaly	
	LAN_EXP-2228	Illegal isMaskOpen parameter	
	LAN_EXP-2221	isVoiceOpen parameter anomaly	
	LAN_EXP-2222	Illegal isVoiceOpen parameter	
	LAN_EXP-2223	voiceContext parameter anomaly	
	LAN_EXP-2224	Illegal voiceContext parameter	
	LAN_EXP-2254	isMaskForceOpen parameter anomaly	
LAN_EXP-2255	Illegal isMaskForceOpen parameter		
Correct operation	LAN_SUS-0	Cancelled successfully	Alarm cancelled

2.43 Event Call-back

Data Request

Method	URL
POST	http://Device IP:8090/eventCallBack

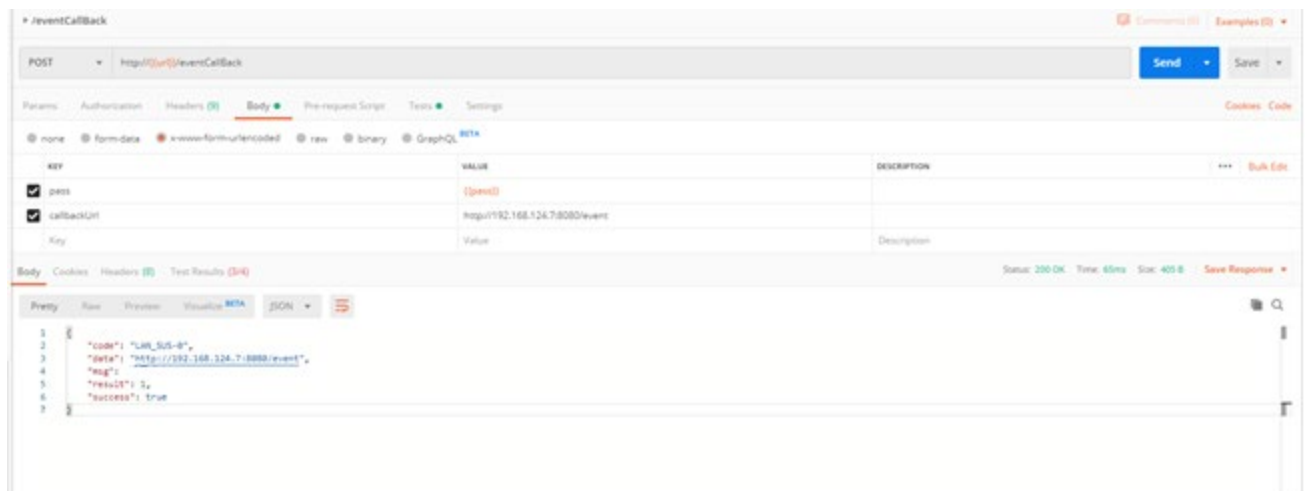
Header domain

Parameter	Description	Type	Required	Default	Additional explanation
Content-Type	Designate the request type of media	String	Y		application/x-www-form-urlencoded

Body domain

Parameter	Description	Type	Required	Default	Additional explanation
pass	Device password	String	Y		
url	Call-back address	String	Y		Send POST fields to the address as alarm occurs, refer to Callback field specification Pass in null content can clear call-back addresses, device heartbeat will not execute call-back after it cleared URL call-back requires regular expression: String check = "((http ftp https://)(([a-zA-Z0-9\\._-]+\\.[a-zA-Z]{2,6}) ([0-9]{1,3}\\.[0-9]{1,3}\\.[0-9]{1,3}\\.[0-9]{1,3}))(:[0-9]{1,5})*/([a-zA-Z0-9\\&% \\/_~!@#&]*))?"

Example of postman



Example of return

```

{
  "code": "LAN_SUS-0",
  "data": "http://192.168.124.7:8080/event",
  "msg": "Set successfully",
  "result": 1,
  "success": true
}

```

Field specification of Call-back parameters

Parameter	Type	Description	Example
deviceKey	String	Device serial number	"deviceKey":"84E0F4200CA602FA"
time	String	Millisecond timestamp of device current time	"time":"1537236693823"
ip	String	Current device IP address	"ip":"192.168.20.66"

event	json	Collection of events	Example of Json: <pre>{ "eventType":1, "signalSource":1 }</pre>
-------	------	----------------------	--

event parameters:

Parameter	Description	Type	Specification
eventType	Type of event	Int	1 Fire alarm 2 Door sensor opened 3 Door sensor closed 4 Tamper alarm 5 Recognition event 100 Custom alarm
signalSource	Source of input signal	Int	When event type is fire alarm, door sensor or custom, this parameter will appear 1 Signal input 1 2 Signal input 2

Specific fields of recognition event

Parameter	Description	Type	Specification
personId	PersonID	String	Recognize ID of corresponding person
idcardNum	Card number of the person	String	Card number of the person
result	Recognition result	Int	Recognition result 1. Recognition success 2. Recognition failure 3. No permission
data	ID info of the person	String	ID card info of the person

i Attention: a) Call-back address will return the recognition event data to the device after receiving them.

```
i "ttsModContent": "Custom voice output ",
i "displayModContent": "Interface custom display ",
i "isOpenRelay":1 // Whether the relay opens the door, 1 is open, others are not open
```

The device analyzes the corresponding parameters, which are used to customize voice broadcast, display and whether to open the door by relay.

Return specification

Type	Code	msg	Reason of trigger
Common errors	LAN_EXP-1006	The XX method is not supported.	Method does not match with url
	LAN_EXP-1004	Device has been disabled, please enable it first before operating	Device is being disabled, rejecting this Interface

	LAN_EXP-1005	Device is busy, please try again later	Device is upgrading, setting network or in process of other tasks
	LAN_EXP-1003	Password not set for Interface services, please set password first	Device has not set password yet
	LAN_EXP-1001	Password error, please check its validity	pass value is not the device password
Parameter anomaly	LAN_EXP-1002	pass parameter anomaly	Misspelled parameter name, parameter missing, incorrect parameter position in request, blank or carriage return in parameter name, parameter value anomaly
	LAN_EXP-2063	callbackUrl parameter anomaly	
Illegal parameter	LAN_EXP-2099	Please input the callbackUrl address in correct format	callbackUrl address does not meet regular expression
Correct operation	LAN_SUS-0	Set successfully	Call-back address set successfully

2.44 QR Code Call-back

Data Request

Method	URL
POST	http://Device IP:8090/device/setQRCodeCallback

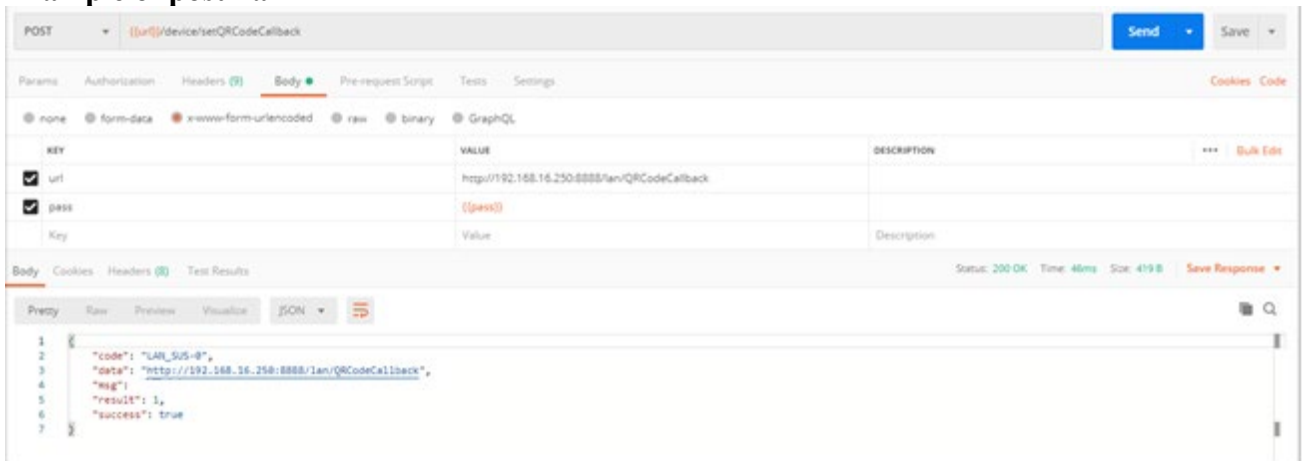
Header domain

Parameter	Description	Type	Required	Default	Additional explanation
Content-Type	Designate the request type of media	String	Y		application/x-www-form-urlencoded

Query domain

Parameter	Description	Type	Required	Default	Additional explanation
pass	Device password	String	Y		
url	Callback url	String	Y		<p>Passing in null content can clear callback address, then the device will not do the callback anymore</p> <p>URL callback should meet the regular expression: String check = "((http ftp https):/)(([a-zA-Z0-9\\._-]+\\.[a-zA-Z]{2,6}) ([0-9]{1,3}\\.[0-9]{1,3}\\.[0-9]{1,3}\\.[0-9]{1,3}))(:[0-9]{1,5})*(/[a-zA-Z0-9\\&%_\\./~]*)?"</p>

Example of postman



Example of return

```
{
  "code": "LAN_SUS-0",
  "data": "http://192.168.16.250:8888/lan/QRCodeCallback",
  "msg": "Set successfully",
  "result": 1,
  "success": true
}
```

Description of parameter fields

Parameter	Type	Description	Example
deviceKey	String	Device serial number	"deviceKey":"84E0F4200CA602FA"
time	String	Millisecond timestamp of current time	"time":"1537236693823"
ip	String	Current IP address	"ip":"192.168.20.66"
QRdata	String	QR code info	"QRdata":"123456"

i Attention: a) Call-back address will return {"ttsModContent": "Custom voice output", "displayModContent": "Custom Interface display", "isOpenRelay": 1 // Whether open the door via Relay 1: Open, other: Not open} to the device as it receives data, which can be used for custom voice broadcast, custom display and Relay opening.

Return specification

Type	Code	msg	Reason of trigger
Common errors	LAN_EXP-1006	The XX method is not supported.	Method does not match with url
	LAN_EXP-1004	Device has been disabled, please enable it first before operating	Device is being disabled, rejecting this Interface
	LAN_EXP-1005	Device is busy, please try again later	Device is upgrading, setting network or in process of other tasks
	LAN_EXP-1003	Password not set for Interface services, please set password first	Device has not set password yet

	LAN_EXP-1001	Password error, please check its validity	pass value is not the device password
Parameter anomaly	LAN_EXP-1002	pass parameter anomaly	Wrong spelling of parameter name, parameter missing, incorrect parameter position in request, blank or carriage return in parameter name, parameter value anomaly
	LAN_EXP-2061	url parameter anomaly	
Illegal parameter	LAN_EXP-2064	Please input url address in correct format	url address does not meet regular expression
Correct operation	LAN_SUS-0	Set successfully	Call-back address queried successfully

2.45 Screensaver Image Setting

Request data

Method	URL
POST	http://Device IP:8090/device/setScreenImg

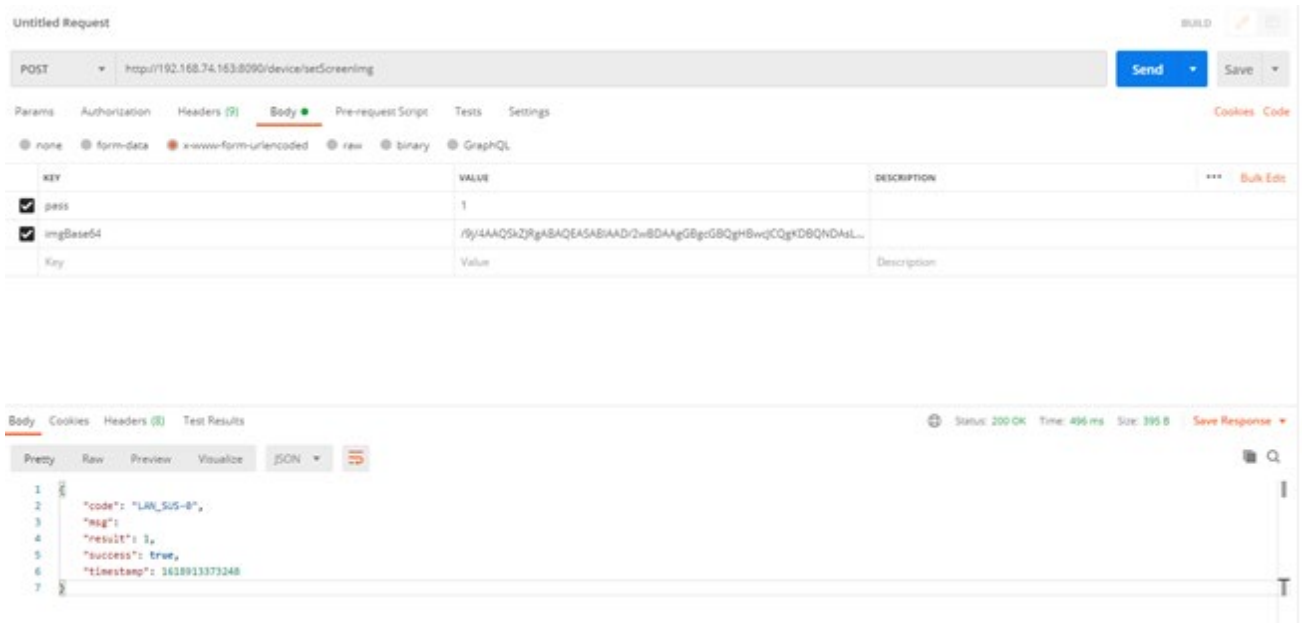
Header domain

Parameter	Description	Type	Required	Default	Additional explanation
Content-Type	Designate the request type of media	String	Y		application/x-www-form-urlencoded

Body domain

Parameter	Description	Type	Required	Default	Additional explanation
pass	Device password	String	Y		
url	Screensaver image	String	Y		<ul style="list-style-type: none"> Without the header, for example: data: image/jpg; base64, Pass in -1 means to clear img2 set before, and display no image by default There is no limitation for the image size, but it will be zipped to the size of 1:1 at last. Oversize is not suggested. Supports JPG, PNG and JPEG image Current restrictions: Static image: 1. Size: Smaller than 2M; 2. Resolution: Under 1920 * 1080. Dynamic image: 1. Size: Smaller than 2M; 2. Resolution: Follow the system. Notice: Dynamic image cannot be stretched, the image resolution will be displayed as it is (provided it follows the specification).

Example of postman



Example of return

```

{
  "code": "LAN_SUS-0",
  "msg": "Image set successfully",
  "result": 1,
  "success": true
  "timestamp": 1618913373248
}
    
```

Return specification

Type	Code	msg	Reason of trigger
Common errors	LAN_EXP-1006	The XX method is not supported.	Method not matches with url
	LAN_EXP-1004	Device is disabled, please enable it first before operating	Device is disabled, reject this Interface
	LAN_EXP-1005	Device is busy, please try again later	Device is upgrading, setting network or in process of other tasks
	LAN_EXP-1003	Password not set for Interface services, please set password first	Device has not set password yet
	LAN_EXP-1001	Password error, please check its validity	pass value is not the device password
Parameter anomaly	LAN_EXP-2024	imgBase64 parameter anomaly	Illegal imgBase64 parameters. Parameters are misplaced, with blank or carriage return within name or parameter value anomaly
	LAN_EXP-2025	imgBase64 analysis anomaly	
	LAN_EXP-2026	Failed to set, image storage anomaly	
Illegal parameter	LAN_EXP-2241	Image resolution is above 1080p	callbackUrl address does not meet regular expression
Correct operation	LAN_SUS-0	Set successfully	Screensaver set successfully

2.46 Printer Configuration Setting

Request data

Method	URL
POST	http://Device IP:8090/device/setPrinterConfig

Header domain

Parameter	Description	Type	Required	Additional explanation
Content-Type	Designate the request type of media	String	Y	application/x-www-form-urlencoded

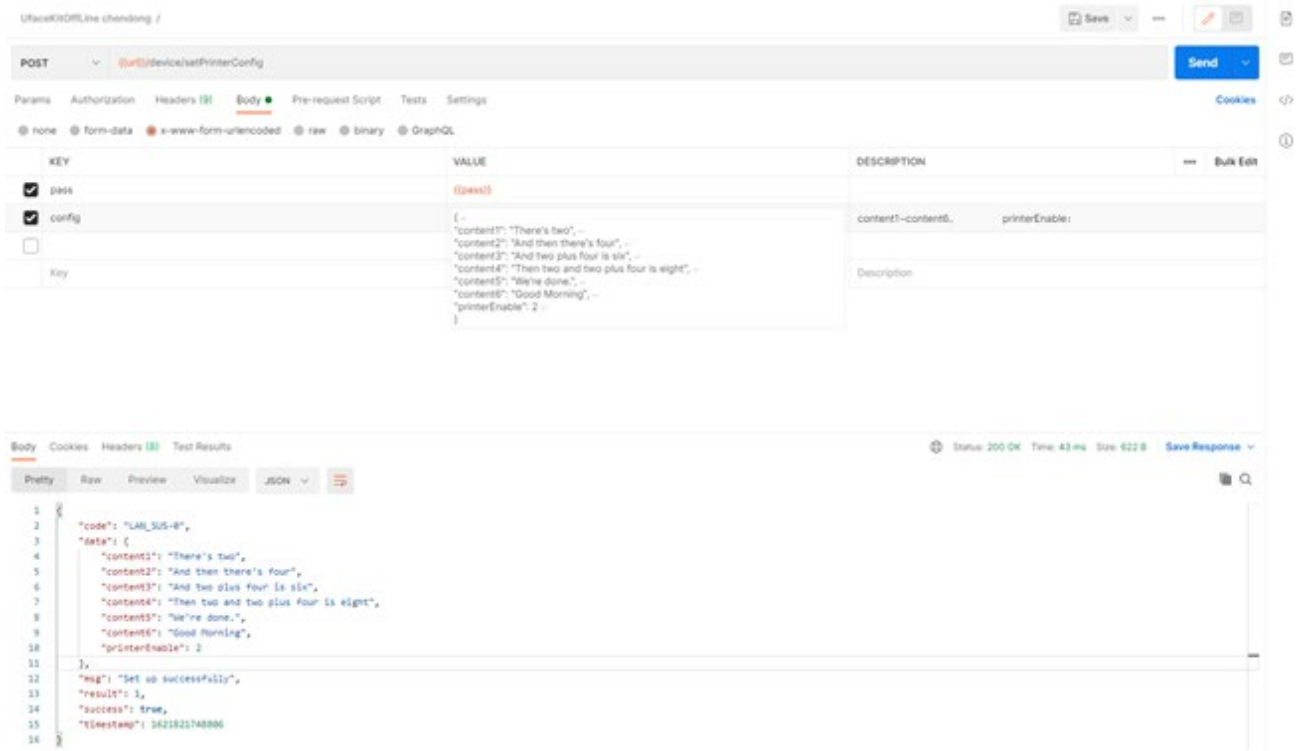
Body domain

Parameter	Description	Type	Required	Additional explanation
pass	Device password	String	Y	
config	Collection of printing information	Json	Y	Example of Json: <pre>{ "content1": "There's two", "content2": "And then there's four", "content3": "And two plus four is six", "content4": "Then two and two plus four is eight", "content5": "We're done.", "content6": "Good Morning", "printerEnable": 2 }</pre>

Parameter Specification

Field Name	Meaning and Value
Custom parameters of printing content	
Custom line 1	From top to bottom, customize the line 1 text content, not required
Custom line 2	From top to bottom, customize the line 2 text content, not required
Custom line 3	From top to bottom, customize the line 3 text content, not required
Custom line 4	From top to bottom, customize the line 4 text content, not required
Custom line 5	From top to bottom, customize the line 5 text content, not required
Custom line 6	From top to bottom, customize the line 6 text content, not required
Printing parameter	
printerEnable	Switch of Printing 1.Off (by default) 2.Open

Example of postman



Example of return

```
{
  "code": "LAN_SUS-0",
  "data": {
    "content1": "There's two",
    "content2": "And then there's four",
    "content3": "And two plus four is six",
    "content4": "Then two and two plus four is eight",
    "content5": "We're done.",
    "content6": "Good Morning",
    "printerEnable": 2
  },
  "msg": "Set up successfully",
  "result": 1,
  "success": true,
  "timestamp": 1622024844176
}
```

Return Specification

Type	Code	msg	Reason of trigger
Common errors	LAN_EXP-1006	The XX method is not supported.	Method not matches with url
	LAN_EXP-1004	Device is disabled, please enable it first before operating	Device is disabled, reject this Interface
	LAN_EXP-1005	Device is busy, please try again later	Device is upgrading, setting network or in process of other tasks
	LAN_EXP-1003	Password not set for Interface services, please set password first	Device has not set password yet

	LAN_EXP-1001	Password error, please check its validity	pass value is not the device password
Parameter anomaly	LAN_EXP-1002	pass parameter anomaly	Wrong spelling of parameter name, parameter missing, incorrect parameter position in request, blank or carriage return in parameter name, parameter value anomaly
	LAN_EXP-2007	config parameter anomaly	
Illegal parameters	LAN_EXP-2013	config parameters cannot be null	the passed value of config is null
	LAN_EXP-2008	json format error of config class	Incorrect json format
	LAN_EXP-2009	Illegal config parameter	Illegal content that not defined is contained in parameter value
Illegal Config parameter	LAN_EXP-2007	Illegal config parameter	Illegal content that not defined is contained in Json value of config parameter, including but not limited to: parameter value is beyond the border, and so on.
Correct operation	LAN_SUS-0	Set successfully	"data": {Device Configuration Parameter}

2.47 Printer Configuration Obtaining

Request data

Method	URL
POST	http://Device IP:8090/ device/getPrinterConfig

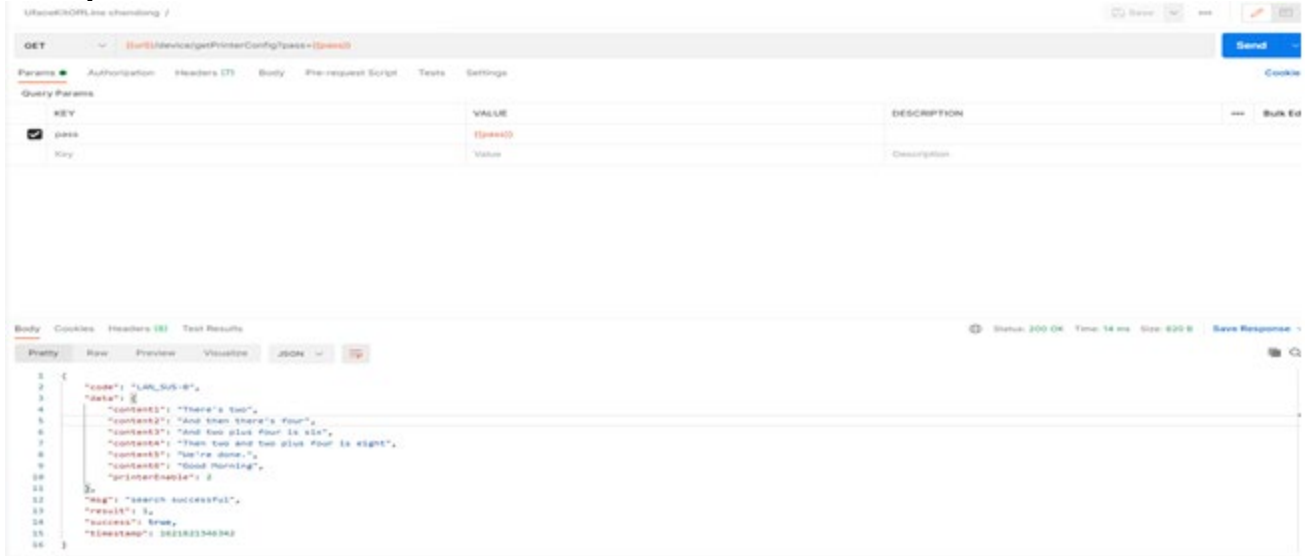
Header domain

Parameter	Description	Type	Required	Additional explanation
Content-Type	Designate the request type of media	String	Y	application/x-www-form-urlencoded

Body domain

Parameter	Description	Type	Required	Additional explanation
pass	Device password	String	Y	

Example of Postman



Example of Return

```
{
  "code": "LAN_SUS-0",
  "data": {
    "content1": "There's two",
    "content2": "And then there's four",
    "content3": "And two plus four is six",
    "content4": "Then two and two plus four is eight",
    "content5": "We're done.",
    "content6": "Good Morning",
    "printerEnable": 2
  },
  "msg": "Search successful",
  "result": 1,
  "success": true,
  "timestamp": 1622024844176
}
```

Return Specification

Type	Code	msg	Reason of trigger
Common errors	LAN_EXP-1006	The XX method is not supported.	Method not matches with url
	LAN_EXP-1004	Device is disabled, please enable it first before operating	Device is disabled, reject this Interface
	LAN_EXP-1005	Device is busy, please try again later	Device is upgrading, setting network or in process of other tasks
	LAN_EXP-1003	Password not set for Interface services, please set password first	Device has not set password yet
	LAN_EXP-1001	Password error, please check its validity	pass value is not the device password
Correct operation	LAN_SUS-0	Set successfully	"data": {Device Configuration Parameter}

2.48 Attendance Status Setting

Method	URL
POST	http://Device IP:8090/device/setAttendanceStatus

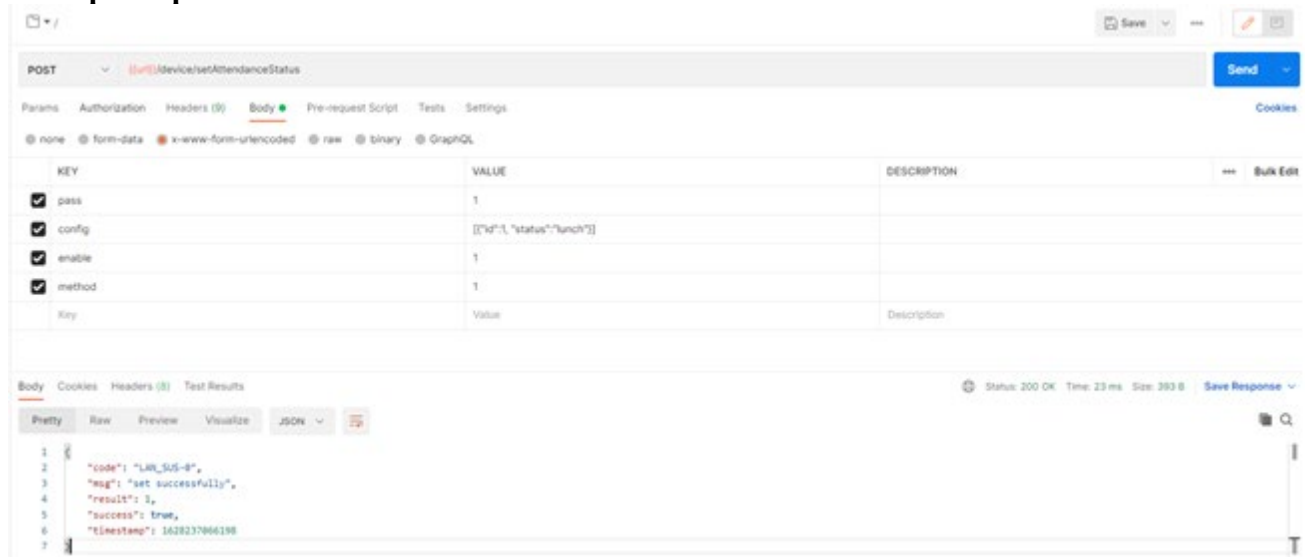
Parameter	Description	Type	Required	Default	Additional explanation
Content-Type	Designate the request type of media	String	Y		application/x-www-form-urlencoded

Parameter	Description	Type	Required	Additional explanation
pass	Device password	String	Y	
config	Collection of personnel information	Json	Y	<ul style="list-style-type: none"> Example of Json: <pre>[{"id":1,"status":"On Work"}, {"id":2,"status":"Off Work"}, {"id":3,"status":"Start of rest"}, {"id":4,"status":"End of work"}, {"id":5,"status":"Work overtime"}, {"id":6,"status":"End overtime"}]</pre>
method	Attendance mode	Int	Y	1 Manual, 2 automatic (Note: Method parameter must be passed when enable: 2; otherwise not required)
enable	Switch	Int	Y	Attendance mode switch, 1 Off, 2 On

Config parameter

Parameter	Description	Type	Required	Additional explanation
id	Attendance status value	Int	N	Attendance status value
status	Attendance status description	String	N	String description information
period	Automatic attendance cycle	String	N	For example: "12:00:00, 13:00:00, 18:00:00, 19:00:00", up to 12 time points (6 groups) Enabled only when the attendance mode is automatic

Example of postman



2.49 Attendance Status Obtaining

Data Request

Method	URL
POST	http://Device IP:8090/device/getAttendanceStatus

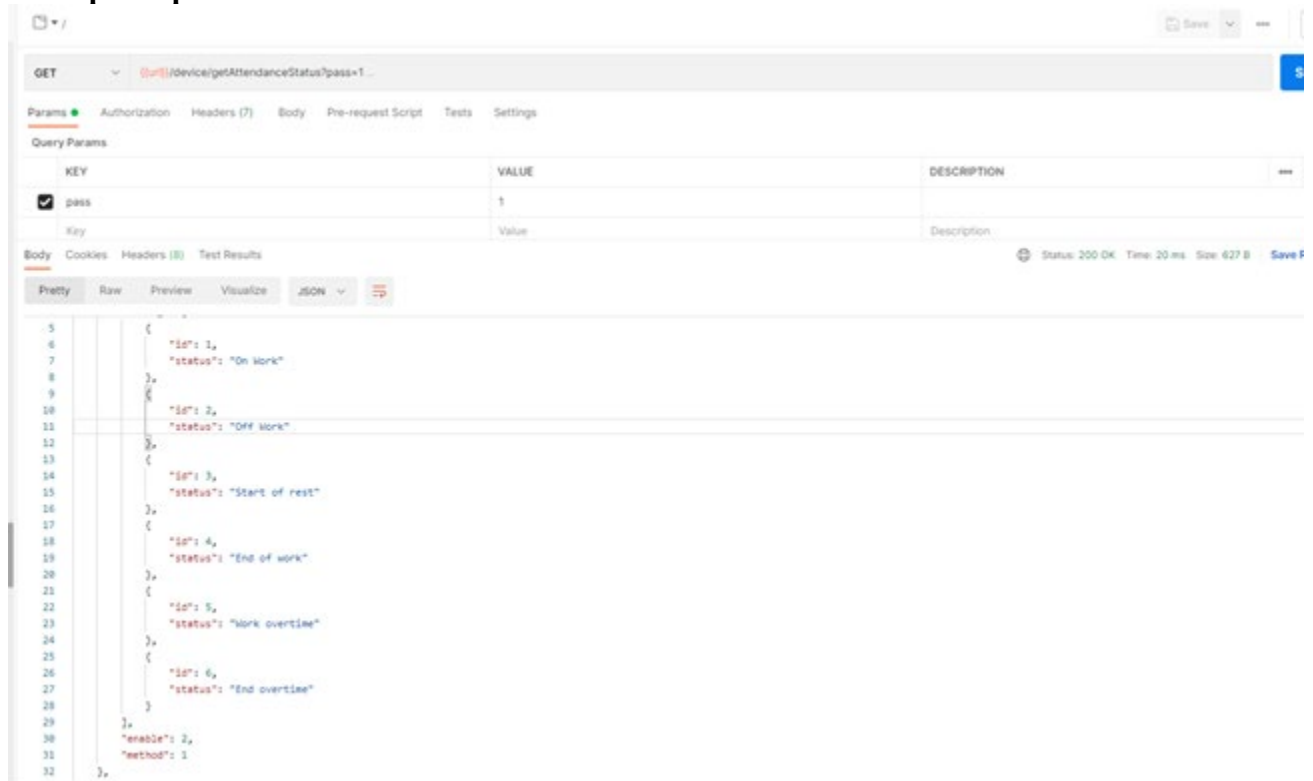
Header domain

Parameter	Description	Type	Required	Default	Additional explanation
Content-Type	Designate the request type of media	String	Y		application/x-www-form-urlencoded

Body domain

Parameter	Description	Type	Required	Default	Additional explanation
pass	Device password	String	Y		

Example of postman



2.50 Remote Pop-up Prompt

Data request

Method	URL
POST	http://Device IP:8090device/remotePrompt

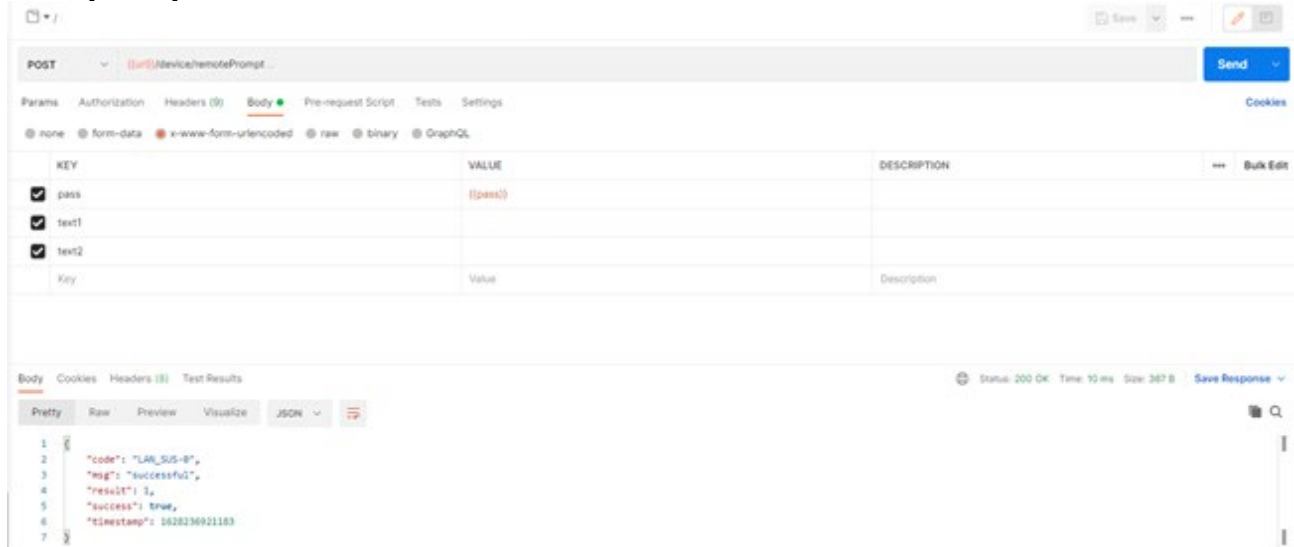
Header domain

Parameter	Description	Type	Required	Default	Additional explanation
Content-Type	Designate the request type of media	String	Y		application/x-www-form-urlencoded

Body domain

Parameter	Description	Type	Required	Default	Additional explanation
pass	Device password	String	Y		
Text 1	Text 1	String	N		
Text 2	Text 2	String	N		

Example of postman



III. Human Resource Management Interface

3.1 Personnel registration

Request data

Method	URL
POST	http://Device IP:8090/person/create

Header domain

Parameter	Description	Type	Required	Default	Additional explanation
Content-Type	Designate the request type of media	String	Y		application/x-www-form-urlencoded

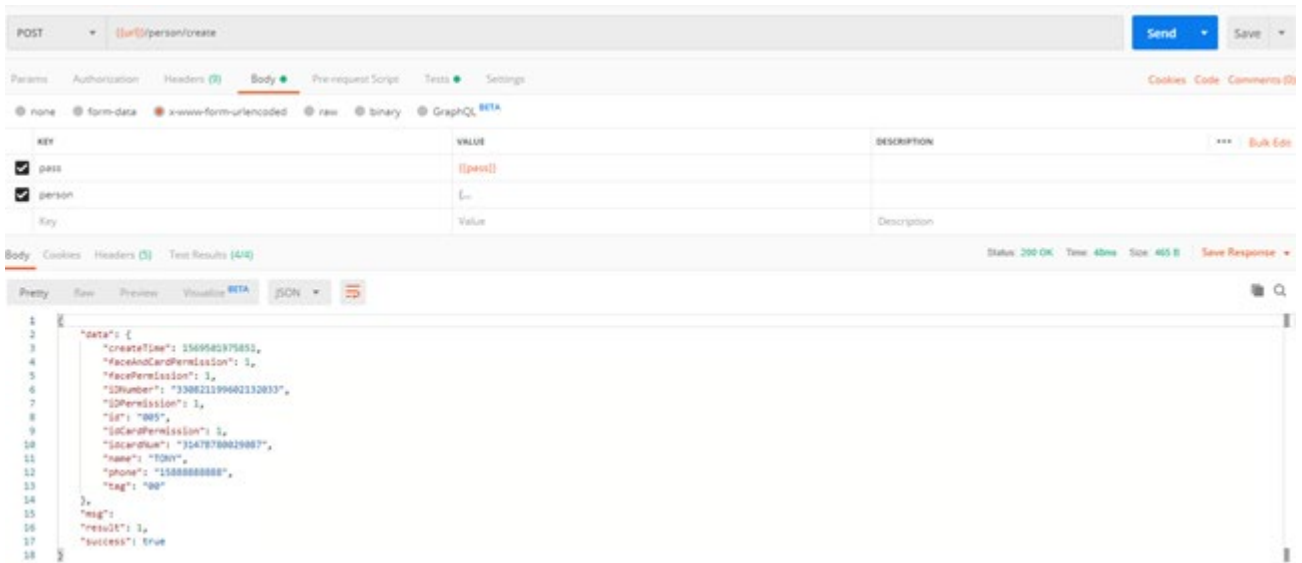
Body domain

Parameter	Description	Type	Required	Default	Additional explanation
pass	Device password	String	Y		
person	Collection of personnel information	Json	Y		<ul style="list-style-type: none"> Example of Json: <pre>{ "id": "001", "name": "111", "idcardNum": "", "idNumber": "", "facePermission": 2, "idCardPermission": 1, "faceAndCardPermission": 1, "idPermission": 1, "tag": "", "phone": "", "password": "123456", "passwordPermission": 1, "role": 0, "type": 1, "qrCodePermit": 1, "qrCode": "" }</pre>

Person parameter

Parameter	Description	Type	Required	Default	Additional explanation
id	Person Id	String	N		Can pass in null content. Content allows numbers and English letters only, case sensitive, with the length limitation of 255 characters, if personId is not pass in or is empty, then system will generate the 32-bit personId
name	Name	String	Y		name parameter is required and content cannot be null. With no length and content limitation.
idcardNum	Card number	String	N		Can be null when register, with no length and content limitation. If card number is filled in when register, can recognize the corresponding card directly, screen will display the name of person.
iDNumber	ID number	String	N		Can be null when register, with no length and content limitation.
facePermiss ion	Face recognition permission	Int	N	2	1: Off 2: On (by default)
idCardPerm ission	Card recognition permission	Int	N	2	1: Off 2: On (by default)
faceAndCar dPermission	Face&Card-in-one permission	Int	N	2	1: Off 2: On (by default)
iDPermissio n	Face&Card comparison permission	Int	N	2	1: Off 2: On (by default) Note: Hisilicon device does not support this field configuration
tag	Remarks (users can custom)	String	N		Can be null when register, with the length limitation of 255 characters, no limit for content.
phone	Phone number (users can custom)	String	N		Can be null when register, with the length limitation of 255 characters, no limit for content.
password	User password	String	N		6-bit, allows numbers only, symmetric password is not allowed, for example (123321)
passwordPe rmission	Permission of user password	Int	N	1	1: Off (by default) 2: On
role	Person properties	Int	N		0: Regular employee (by default) 1: Administrators
qrCodePer mit	QR code comparison	Int	N		Switch of QR code permission 1: Off 2: On 3: Enable Face recognition + QR code comparison
qrCode	QR code content	String	N		Content contained in QR code
cardAndPas swordPermi ssion	Card&password permission	Int	N		1: Off, 2: On, 1 (by default)
type	Personnel attributes	Int	N		0: temporary personnel 1: Regular personnel (default) 2: Blacklist (not supported temporarily)

Example of postman



Example of return

i Attention: Name and card number registered successfully, means write in personnel information into the device database. If use device reads card number to register, device reads card number first, then writes it into database, which is the same as directly fill in card number when register the person.

```

{
  "code": "LAN SUS-0",
  "data": {
    "createTime": 1569502161133,
    "faceAndCardPermission": 2,
    "facePermission": 2,
    "iDNumber": "210726199510296924",
    "iDPermission": 1,
    "id": "1ec791add2a84cdea40ad3cac0fb3c12",
    "idCardPermission": 2,
    "idcardNum": "0541795575",
    "name": "Jack",
    "password": "432564",
    "passwordPermission": 2,
    "phone": "",
    "cardAndPasswordPermission": 1,
    "tag": ""
  },
  "msg": "Person info added successfully",
  "result": 1,
  "success": true
  "timestamp": 1611805012843
}
    
```

Return specification

Type	Code	msg	Reason of trigger
Common errors	LAN_EXP-1006	The XX method is not supported.	Method not matches with url
	LAN_EXP-1004	Device is disabled, please enable it first before operating	Device is disabled, reject this Interface

	LAN_EXP-1005	Device is busy, please try again later	Device is upgrading, setting network or in process of other tasks
	LAN_EXP-1003	Password not set for Interface services, please set password first	Device has not set password yet
	LAN_EXP-1001	Password error, please check its validity	pass value is not the device password
Parameter anomaly	LAN_EXP-1002	pass parameter anomaly	Wrong spelling of parameter name, parameter missing, incorrect parameter position in request, blank or carriage return in parameter name, parameter value anomaly
	LAN_EXP-3001	person parameter anomaly	
Illegal parameters	LAN_EXP-3002	Format of json of config class error	Incorrect json format, or passing value of config is null
	LAN_EXP-3003	Person ID (id) allows numbers 0~9 and English letters only, with the limitation of 255	Illegal characters contained in personId
	LAN_EXP-3004	name parameter cannot be null	Not pass in name or content is null
	LAN_EXP-3005	Person ID already exists, please call the Interface of deleting or updating personnel	This id already exists in personnel library
	LAN_EXP-3006	Database anomaly, failed to register the person	Unknown anomaly in database
Others	LAN_EXP-3011	Illegal facePermission parameter	facePermission: allow passing in 1 and 2, remain the preview value if not pass in
	LAN_EXP-3012	Illegal idCardPermission parameter	idCardPermission: allow passing in 1 and 2, remain the preview value if not pass in
	LAN_EXP-3013	Illegal faceAndCardPermission parameter	faceAndCardPermission: allow passing in 1 and 2, remain the preview value if not pass in
	LAN_EXP-3014	Illegal iDPermission parameter	iDPermission: allow passing in 1 and 2, remain the preview value if not pass in
	LAN_EXP-3041	Illegal password parameter	Length of password is 6-bit, allows numbers onlu, systemetric password is not allowed, such as (123321)
	LAN_EXP-3042	Illegal passwordPermission parameter	Allows 1 and 2 for passwordPermission; not pass in, retain the previous value
Correct operation	LAN_SUS-0	Person info added successfully	Person info written into database successfully

3.2 Personnel Deletion (in Batch)

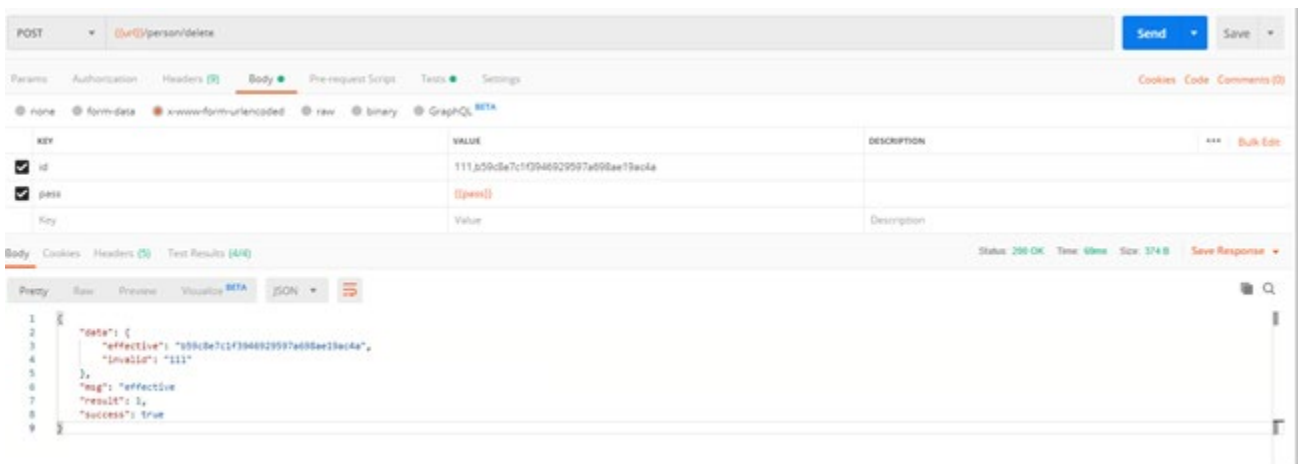
Request data

Method	URL
POST	http://Device IP:8090/person/delete

Body domain

Parameter	Description	Type	Required	Default	Additional explanation
pass	Device password	String	Y		
id	Person ID	String	Y		<p>If delete multiple personnel, joins their id with English comma</p> <p>Pass in -1 to delete all personnel</p> <ul style="list-style-type: none"> Following data will be deleted, will not store in local: <p>ID and information of this person</p> <p>Corresponding recognition records and on-site captured photos of this person</p> <p>Corresponding registration photos of this person</p> <ul style="list-style-type: none"> Person ID (id) allows numbers -1, 0~9 and English letters only, with the limitation of 255

Example of postman



Example 1 of return: pass in -1 for personId

```

{
  "code": "LAN_SUS-0",
  "msg": "Database is cleared, related image files have been deleted",
  "result": 1,
  "success": true
}

```

Example 2 of return: pass in multiple people for personId

```

{
  "code": "LAN SUS-0",
  "data": {
    "effective": "b59c8e7c1f3946929597a698ae19ac4a",
    "invalid": "111"
  },
  "msg": "Content in \u201ceffective\u201c means valid ID is deleted; content in \u201cinvalid\u201c means ineffective or non-existent ID",
  "result": 1,
  "success": true
}

```

Example 3 of return: pass in single person for personId

```

{
  "code": "LAN_SUS-0",
  "data": {
    "effective": "64342729",
    "invalid": ""
  },
  "msg": " Content in “effective” means valid ID is deleted; content in “invalid” means ineffective or non-existent ID”,
  "result": 1,
  "success": true
}

```

Return specification

Type	Code	msg	Reason of trigger
Common errors	LAN_EXP-1006	The XX method is not supported.	Method not matches with url
	LAN_EXP-1004	Device is disabled, please enable it first before operating	Device is disabled, reject this Interface
	LAN_EXP-1005	Device is busy, please try again later	Device is upgrading, setting network or in process of other tasks
	LAN_EXP-1003	Password not set for Interface services, please set password first	Device has not set password yet
	LAN_EXP-1001	Password error, please check its validity	pass value is not the device password
Parameter anomaly	LAN_EXP-1002	pass parameter anomaly	Wrong spelling of parameter name, parameter missing, incorrect parameter position in request, blank or carriage return in parameter name, parameter value anomaly
	LAN_EXP-3007	id parameter anomaly	
Illegal parameters	LAN_EXP-3008	id parameter cannot be null	Not pass in id or content is null
	LAN_EXP-3003	Person ID (id) allows numbers -1, 0~9 and English letters only, with the length limitation of 255	Illegal characters contained in id
Others	LAN_EXP-3009	Person ID not exists, please call the Interface of personnel registration first	This id is not in personnel library
	LAN_EXP-3010	Database anomaly, failed to delete the person	Database unknown anomaly
Correct operations	LAN_SUS-0	Database is cleared, related image files have been deleted	id=-1, all personnel deleted successfully
	LAN_SUS-0	Content in “effective” means valid ID is deleted; content in “invalid” means ineffective or non-existent ID	Operation results of all incoming id

	LAN_SUS-0	Deleted successfully	Delete designated id successfully
--	-----------	----------------------	-----------------------------------

3.3 Personnel Update

Request data

Method	URL
POST	http://Device IP:8090/person/update

Header domain

Parameter	Description	Type	Required	Default	Additional explanation
Content-Type	Designate the request type of media	String	Y		application/x-www-form-urlencoded

Body domain

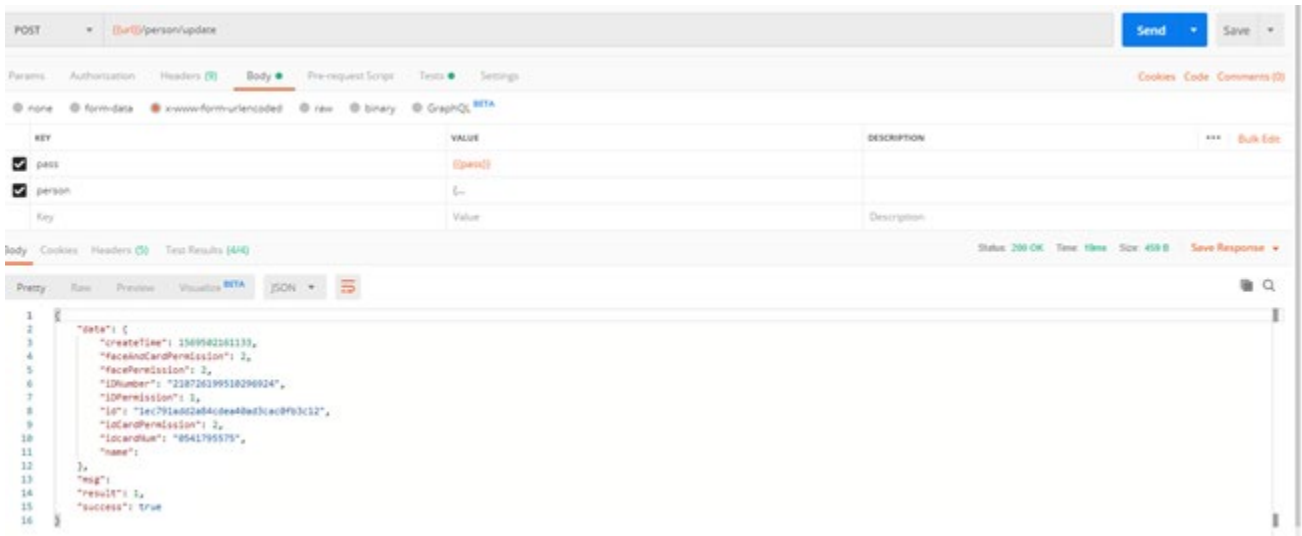
Parameter	Description	Type	Required	Default	Additional explanation
pass	Device password	String	Y		
person	Collection of personnel information	Json	Y		<pre> { "id": "001", "name": "", "idcardNum": "", "iDNumber": "", "facePermission": 2, "idCardPermission": 2, "faceAndCardPermission": 2, "iDPermission": 2, "tag": "", "phone": "", "password": "", "passwordPermission": 2, "role": 0, "type": 1, "qrCodePermit": 1, "qrCode": "" } </pre>

Person parameters

Parameter	Description	Type	Required	Default	Additional explanation
id	Person Id	String	Y		id of target person is required.
name	Name	String	Y		name parameter is required and content cannot be null. With no length and content limitation.
idcardNum	Card number	String	N		If pass in null, then update is null, if not pass in, use the previous value.
iDNumber	ID number	String	N		If pass in null or not pass in, use the previous value.
facePermission	Face recognition permission	Int	N	2	1: Off 2: On (by default)

idCardPermission	Card recognition permission	Int	N	2	1: Off 2: On (by default)
faceAndCardPermission	Face&Card-in-one permission	Int	N	2	1: Off 2: On (by default)
iDPermission	Face&Card comparison permission	Int	N	2	1: Off 2: On (by default)
tag	Remarks (users can custom)	String	N		If pass in null, then update is null, if not pass in, use the previous value, with the length limitation of 255 characters, no limit for content.
phone	Phone number (users can custom)	String	N		If pass in null, then update is null, if not pass in, use the previous value, with the length limitation of 255 characters, no limit for content.
password	User password	String	N		6-bit, allows numbers only, symmetric password is not allowed, such as (123321)
passwordPermission	Permission of user password	Int	N	2	1: Off 2: On (by default)
role	Personnel category	Int	N		0: Regular employee (by default) 1: Administrators
type	Personnel attributes	Int	N		0: temporary personnel 1: Regular personnel (default) 2: Blacklist (not supported temporarily)
qrCodePermit	QR code comparison	Int	N		Switch of QR code permission 1: Off 2: On 3: Enable Face recognition + QR code comparison
qrCode	QR code content	String	N		Content contained in QR code
cardAndPasswordPermission	Card&password permission	Int	N		1: Off, 2: On, 1 (by default)

Example of postman



Example of return

```
{
  "code": "LAN_SUS-0",
  "data": {
    "createTime": 1569502161133,
    "faceAndCardPermission": 2,
    "facePermission": 2,
    "iDNumber": "210726199510296924",
    "iDPermission": 1,
    "id": "1ec791add2a84cdea40ad3cac0fb3c12",
    "idCardPermission": 2,
    "idcardNum": "0541795575",
    "name": "Jack",
    "phone": "13112345678",
    "password": "432564",
    "passwordPermission": 2,
    "cardAndPasswordPermission": 1,
    "tag": "Remarks"
  },
  "msg": "Person information updated successfully",
  "result": 1,
  "success": true,
  "timestamp": 1611805202436
}
```

Return specification

Type	Code	msg	Reason of trigger
Common errors	LAN_EXP-1006	The XX method is not supported.	Method not matches with url
	LAN_EXP-1004	Device is disabled, please enable it first before operating	Device is disabled, reject this Interface
	LAN_EXP-1005	Device is busy, please try again later	Device is upgrading, setting network or in process of other tasks
	LAN_EXP-1003	Password not set for Interface services, please set password first	Device has not set password yet

	LAN_EXP-1001	Password error, please check its validity	pass value is not the device password
Parameter anomaly	LAN_EXP-1002	pass parameter anomaly	Wrong spelling of parameter name, parameter missing, incorrect parameter position in request, blank or carriage return in parameter name, parameter value anomaly
	LAN_EXP-3001	person parameter anomaly	
Illegal parameters	LAN_EXP-3002	Format of json of config class error	Incorrect json format, or passing value of config is null
	LAN_EXP-3003	Person ID (id) allows numbers 0~9 and English letters only, with the limitation of 255	Illegal characters contained in id
	LAN_EXP-3008	id parameter cannot be null	Not pass in id or content is null
	LAN_EXP-3004	name parameter cannot be null	Not pass in name or content is null
	LAN_EXP-3009	Person ID not exists, please call the Interface of personnel registration first	This id is not in personnel library
	LAN_EXP-3006	Database anomaly, failed to register the person	Database unknown anomaly
Others	LAN_EXP-3011	Illegal facePermission parameter	facePermission: allow passing in 1 and 2, remain the preview value if not pass in
	LAN_EXP-3012	Illegal idCardPermission parameter	idCardPermission: allow passing in 1 and 2, remain the preview value if not pass in
	LAN_EXP-3013	Illegal faceAndCardPermission parameter	faceAndCardPermission: allow passing in 1 and 2, remain the preview value if not pass in
	LAN_EXP-3014	Illegal iDPermission parameter	iDPermission: allow passing in 1 and 2, remain the preview value if not pass in
	LAN_EXP-3041	Illegal password parameter	Length of password is 6-bit, allows numbers onlu, systemetric password is not allowed, such as (123321)
	LAN_EXP-3042	Illegal passwordPermission parameter	Allows 1 and 2 for passwordPermission; not pass in, retain the previous value
Correct operation	LAN_SUS-0	Person information updated successfully	Person information written into database successfully

3.4 Personnel Query

Request data

Method	URL
GET	http://Device IP:8090/person/find

Query domain

Parameter	Description	Type	Required	Default	Additional explanation
pass	Device password	String	Y		
id	Person ID	String	Y		<ul style="list-style-type: none"> Query person information of designated id Id pass in -1 means not limit to query one personnel id

Example of postman

The screenshot shows a Postman interface for a GET request. The URL is `/api/person/find?id=-1&pass={pass}`. The parameters section shows two query parameters: `id` with value `-1` and `pass` with value `{pass}`. The response body is a JSON object:

```

1 {
2   "data": [
3     {
4       "createTime": 15899238133,
5       "faceAndCardPermission": 2,
6       "facePermission": 2,
7       "idNumber": "21872619958296824",
8       "idPermission": 1,
9       "id": "1ec792a6d2a4cde48ed3cac8f93c12",
10      "idCardPermission": 2,
11      "idcardNum": "0541795575",
12      "name": "Update 001",
13    }
14  ],
15  "msg": "search successful",
16  "result": 1,
17  "success": true
18 }

```

Explanation for different conditions

i Attention: when use postman, parameter of GET request is put in url, tap “Params” to add parameters.

- **Condition 1:** pass in id of designated person for personId.

Example of return

```

{
  "code": "LAN_SUS-0",
  "data": [
    {
      "createTime": 1611805012811,
      "faceAndCardPermission": 2,
      "faceAndPasswordPermission": 1,
      "facePermission": 2,
      "idNumber": "330821199602132033",
      "id": "2ff9a24dbfe44c26803a4704fd04722e",
      "idCardPermission": 2,
      "idcardNum": "0541795575",
      "name": "Update 001",
      "password": "",
      "passwordPermission": 1,
      "phone": "13112345678",
      "qrCode": ""
      "role": 0
      "qrCodePermit": 1,
      "tag": "456"
    }
  ],
  "msg": "search successful",

```

```

"result": 1,
"success": true
"timestamp": 1611805293258
}

```

- **Condition 2:** pass in -1 for personId

Example of return

```

{
  "data": [{
    "createTime": 1597197135960,
    "faceAndCardPermission": 2,
    "faceAndPasswordPermission": 1,
    "facePermission": 2,
    "idNumber": "1",
    "id": "1",
    "idCardPermission": 2,
    "idcardNum": "1",
    "name": "1",
    "password": "",
    "passwordPermission": 1,
    "phone": "",
    "qrCode": "",
    "qrCodePermit": 1,
    "role": 0,
    "tag": ""
  }, {
    "createTime": 1597212399670,
    "faceAndCardPermission": 2,
    "faceAndPasswordPermission": 1,
    "facePermission": 2,
    "idNumber": "2",
    "id": "2",
    "idCardPermission": 2,
    "idcardNum": "2",
    "name": "2",
    "password": "",
    "passwordPermission": 1,
    "phone": "",
    "qrCode": "",
    "qrCodePermit": 1,
    "role": 0,
    "tag": ""
  }
],
  "msg": "Queried successfully",
  "result": 1, //Interface called
  "success": true //Return queried person info successfully
}

```

Return specification

- ⓘ Attention: when use GET and DELETE request, parameters are put in url, “#” has special meaning in url, “#” and the characters behind it are all invalid; if pass in “#” for personId parameter content, error will be reported

Type	Code	msg	Reason of trigger
Common errors	LAN_EXP-1006	The XX method is not supported.	Method not matches with url
	LAN_EXP-1004	Device is disabled, please enable it first before operating	Device is disabled, reject this Interface
	LAN_EXP-1005	Device is busy, please try again later	Device is upgrading, setting network or in process of other tasks
	LAN_EXP-1003	Password not set for Interface services, please set password first	Device has not set password yet
	LAN_EXP-1001	Password error, please check its validity	pass value is not the device password
Parameter anomaly	LAN_EXP-1002	pass parameter anomaly	Wrong spelling of parameter name, parameter missing, incorrect parameter position in request, blank or carriage return in parameter name, parameter value anomaly
	LAN_EXP-3007	id parameter anomaly	
Illegal parameters	LAN_EXP-3008	id parameter cannot be null	Incoming id content is null
	LAN_EXP-3003	Person id allows numbers -1, 0~9 and English letters only, with the length limitation of 255	Illegal characters contained in id
Others	LAN_EXP-3009	Person ID not exists, please call the Interface of personnel registration first	This id is not in personnel library
	LAN_EXP-3040	Too many personnel, please query in page	Number or queried personnel exceeds 10000 pieces
Correct operation	LAN_SUS-0	Number of personnel in database is 0	No recognition records meet the query condition
	LAN_SUS-0	Queried successfully	This id has 0 registration photos

3.5 Personnel Query in Page

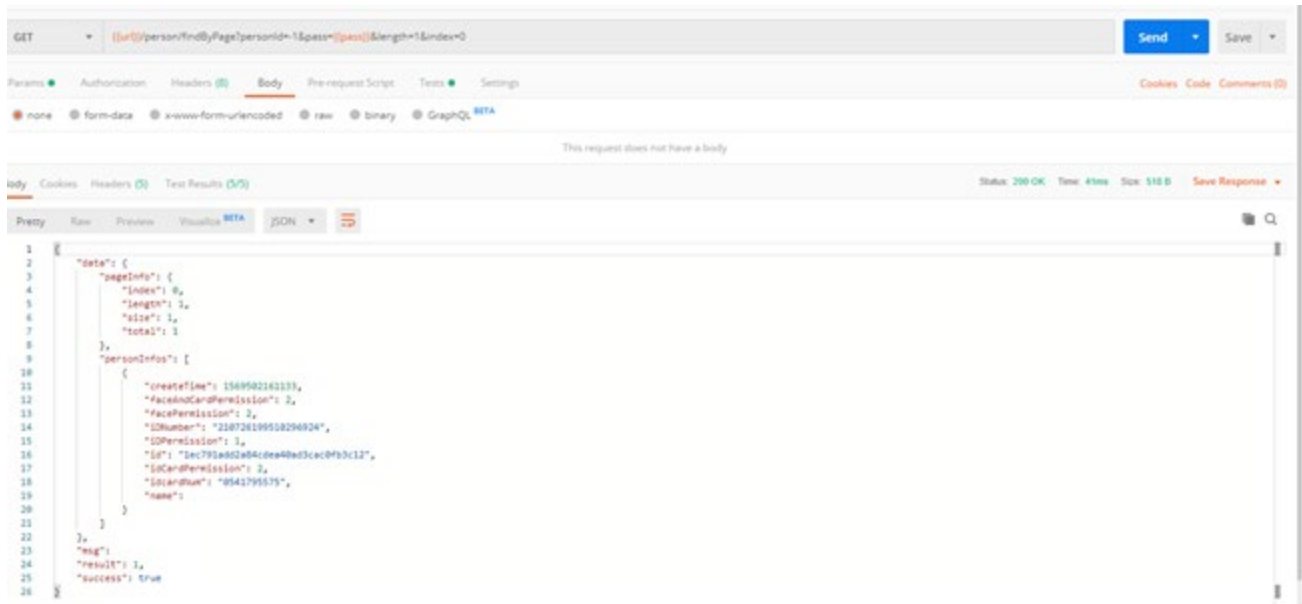
Request data

Method	URL
GET	http://Device IP:8090/person/findByPage

Query domain

Parameter	Description	Type	Required	Default	Additional explanation
pass	Device password	String	Y		
personId	Person ID	String	Y		<ul style="list-style-type: none"> Query person information of designated id id pass in -1 means not limited to query one personnel id
length	Max. number in each page	Int	N	1000	<ul style="list-style-type: none"> Pass in value of length requires positive Integers between (0,1000] If not pass in length, default value is 1000, return the recently-added 1000 people
index	Page	Int	N	0	Page starts from 0. Pass in value of index must be smaller than total pages, for example: if total page is 1, index can be 0 only

Example of postman



Example 1 of return: pass in -1 for personId

```

{
  "code": "LAN_SUS-0",
  "data": {
    "pageInfo": {
      "index": 0,
      "length": 13,
      "size": 1, //Total number of pages
      "total": 2 //Total pieces of records
    },
    "personInfos": [{
      "createTime": 1597197135960,
      "faceAndCardPermission": 2,
      "faceAndPasswordPermission": 1,
      "facePermission": 2,
      "iDNumber": "1",
      "id": "1",
      "idCardPermission": 2,
      "idcardNum": "1",
      "name": "1",
      "password": "",
      "passwordPermission": 1,
      "phone": "",
      "role": 0,
      "tag": ""
    }, {
      "createTime": 1597212399670,
      "faceAndCardPermission": 2,
      "faceAndPasswordPermission": 1,
      "facePermission": 2,
      "iDNumber": "2",
      "id": "2",
      "idCardPermission": 2,
      "idcardNum": "2",

```

```

        "name": "2",
        "password": "",
        "passwordPermission": 1,
        "phone": "",
        "qrCode": "",
        "qrCodePermit": 1,
        "role": 0,
        "tag": ""
    }
]
},
"msg": "Queried successfully",
"result": 1,
"success": true
}

```

Example 2 of return: pass in single person for personId

```

{
  "code": "LAN SUS-0",
  "data": [
    {
      "createTime": 1597197135960,
      "faceAndCardPermission": 2,
      "faceAndPasswordPermission": 1,
      "facePermission": 2,
      "idNumber": "1",
      "id": "1",
      "idCardPermission": 2,
      "idcardNum": "1",
      "name": "1",
      "password": "",
      "passwordPermission": 1,
      "phone": "",
      "qrCode": "",
      "qrCodePermit": 1,
      "role": 0,
      "tag": ""
    }
  ],
  "msg": "Queried successfully",
  "result": 1,
  "success": true
}

```

Return specification

i Attention: when use GET request, parameters are put in url, “#” has special meaning in url, “#”and characters behind are all invalid; if pass in “#” for personId parameter content, error will be reported

Type	Code	msg	Reason of trigger
Common errors	LAN_EXP-1006	The XX method is not supported.	Method not matches with url
	LAN_EXP-1004	Device is disabled, please enable it first before operating	Device is disabled, reject this Interface

	LAN_EXP-1005	Device is busy, please try again later	Device is upgrading, setting network or in process of other tasks
	LAN_EXP-1003	Password not set for Interface services, please set password first	Device has not set password yet
	LAN_EXP-1001	Password error, please check its validity	pass value is not the device password
Parameter anomaly	LAN_EXP-1002	pass parameter anomaly	Wrong spelling of parameter name, parameter missing, incorrect parameter position in request, blank or carriage return in parameter name, parameter value anomaly
	LAN_EXP-3015	personId parameter anomaly	
Parameter anomaly	LAN_EXP-3016	personId parameter cannot be null	Pass in content of personId is null
	LAN_EXP-3017	Person ID (personId) allows numbers -1, 0~9 and English letters only, with the length limitation of 255	Illegal characters contained in personId
	LAN_EXP-3018	length of display quantities in each page is required as the positive Integers among (0, 1000)	$0 < \text{length} \leq 1000$ and length is Integer
	LAN_EXP-3019	Page index is the Integer starts from 0 and must be smaller than the total page. Total pages: X	Total page is 1 at least, then first page is 0; index=0, it is the first page
Other	LAN_EXP-3009	Person ID not exists, please call the Interface of personnel registration first	This personId is not in personnel library
Correct operations	LAN_SUS-0	Number of personnel in database is 0	No recognition records meet the query condition
	LAN_SUS-0	Queried successfully	Query operation is successful

3.6 Card Number Registration

Request data

Method	URL
POST	http://Device IP:8090/face/icCardRegist

Header domain

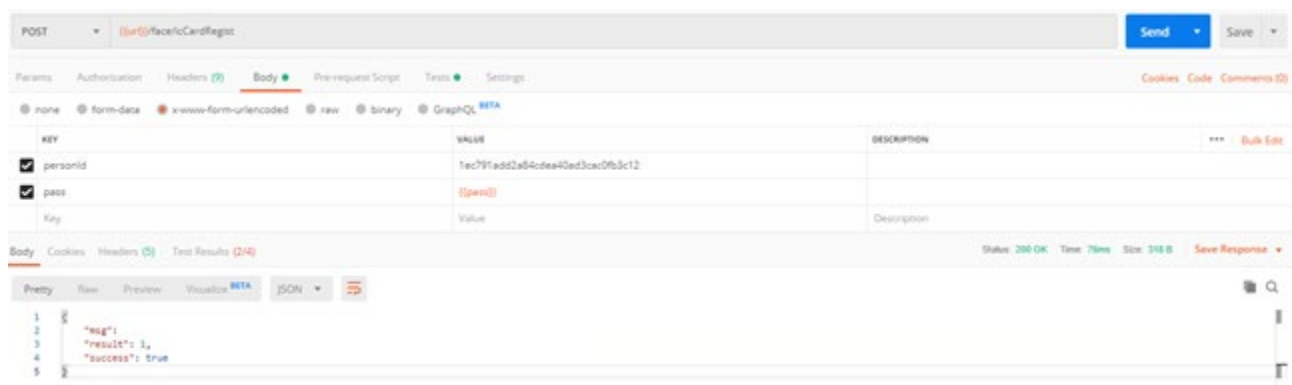
Parameter	Description	Type	Required	Default	Additional explanation
Content-Type	Designate the request type of media	String	Y		application/x-www-form-urlencoded

Body domain

Parameter	Description	Type	Required	Default	Additional explanation
pass	Device password	String	Y		

personId	Person ID	String	Y	<ul style="list-style-type: none"> • Register card number for designated person ID • Person ID must exist; if ID not exists, then cannot enter Card number registration mode • After successful registration, can call the query Interface of personnel information to query the card number
----------	-----------	--------	---	---

Example of Postman



Example of return

```
{
  "code": "LAN_SUS-0",
  "msg": "Enabling IC card registration mode, enrolled card number can be queried according to personId after successful registration. Please complete the registration with guidance",
  "result": 1,
  "success": true
}
```

Return specification

Type	Code	msg	Reason of trigger
Common errors	LAN_EXP-1006	The XX method is not supported.	Method not matches with url
	LAN_EXP-1004	Device is disabled, please enable it first before operating	Device is disabled, reject this Interface
	LAN_EXP-1005	Device is busy, please try again later	Device is upgrading, setting network or in process of other tasks
	LAN_EXP-1003	Password not set for Interface services, please set password first	Device has not set password yet
	LAN_EXP-1001	Password error, please check its validity	pass value is not the device password
Parameter anomaly	LAN_EXP-1002	pass parameter anomaly	Wrong spelling of parameter name, parameter missing, incorrect parameter position in request, blank or carriage return in parameter name, parameter value anomaly
	LAN_EXP-3015	personId parameter anomaly	
	LAN_EXP-3016	personId parameter cannot be null	Pass in content of personId is null

Illegal parameters	LAN_EXP-4005	Person ID (personId) allows numbers 0~9 and English letters only, with the length limitation of 255	Illegal characters contained in personId
Other	LAN_EXP-3009	Person ID not exists, please call the Interface of personnel registration first	This personId is not in personnel library
Correct operation	LAN_SUS-0	Enabling IC card registration mode, enrolled card number can be queried according to personId after successful registration. Please complete the registration with guidance	Device starts execute the command of enrolling card number

3.7 Passtime Permission Setting

Request data

Method	URL
POST	http://Device IP:8090/person/createPasstime

Header domain

Parameter	Description	Type	Required	Default	Additional explanation
Content-Type	Designate the request type of media	String	Y		application/x-www-form-urlencoded

Body domain

Parameter	Description	Type	Required	Default	Additional explanation
pass	Device password	String	Y		
passtime	Allowed passtime of some person everyday	String	Y		<ul style="list-style-type: none"> Example of Json: {"personId":"9eccc839cd7941c5a4d3165202dd3c32","passtime":"09:00:00,10:00:00,17:00:00,17:30:00,18:30:00,20:25:00"} Range is [00:00:00,23:59:59], subject to device time Format of time period (startTime, endTime, separated with English comma): 09:00:00, 11:00:00, 13:00:00, 15:00:00, 17:00:00, 19:00:00 At most 6 pastime segments can be set, if only 1 segment is set, then do not pass in the latter segments, for example: 09:00:00, 11:00:00

Example of postman



Example of return

```
{
  "code": "LAN_SUS-0",
  "msg": "passtime set successfully",
  "result": 1,
  "success": true
}
```

Return specification

Type	Code	msg	Reason of trigger
Common errors	LAN_EXP-1006	The XX method is not supported.	Method not matches with url
	LAN_EXP-1004	Device is disabled, please enable it first before operating	Device is disabled, reject this Interface
	LAN_EXP-1005	Device is busy, please try again later	Device is upgrading, setting network or in process of other tasks
	LAN_EXP-1003	Password not set for Interface services, please set password first	Device has not set password yet
	LAN_EXP-1001	Password error, please check its validity	pass value is not the device password
Parameter anomaly	LAN_EXP-1002	pass parameter anomaly	Wrong spelling of parameter name, parameter missing, incorrect parameter position in request, blank or carriage return in parameter name, parameter value anomaly
	LAN_EXP-3015	personId parameter anomaly	
	LAN_EXP-3020	passtime parameter anomaly	
Illegal parameters	LAN_EXP-3021	passtime parameter cannot be null	json format is incorrect or incoming passtime value is null
	LAN_EXP-3022	The number of time frame is incorrect or exceeds the limit of 6	Number of time frame is odd or more than 12
	LAN_EXP-3037	passtime time format error	Verify the format of each time
	LAN_EXP-3024	Time exceeds the limit	Time range: [00:00:00,23:59:59]

	LAN_EXP-3025	Parameter of time frame, the latter frame is earlier than the former frame	For all, the latter time must be greater than the former time
	LAN_EXP-3016	personId parameter cannot be null	Not pass in personId or incoming content is null
	LAN_EXP-4005	Person ID (personId) allows numbers 0~9 and English letters only, with the length limitation of 255	Illegal characters contained in personId
Others	LAN_EXP-3009	Person ID not exists, please call the Interface of personnel registration first	This personId is not in personnel library
	LAN_EXP-3026	Database anomaly, passtime set successfully	Database unknown anomaly
Correct operations	LAN_SUS-0	passtime set successfully	Set passtime for designated personId successfully

3.8 Passtime Permission Setting in Batch

Request data

Method	URL
PUT	http://Device IP:8090/person/passtime

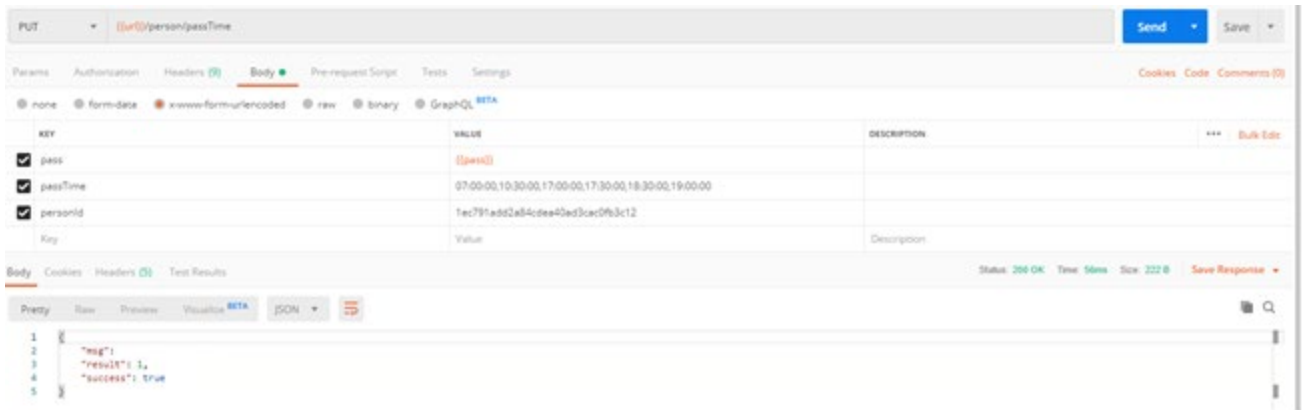
Header domain

Parameter	Description	Type	Required	Default	Additional explanation
Content-Type	Designate request type of media	String	Y		application/x-www-form-urlencoded

Body domain

Parameter	Description	Type	Required	Default	Additional explanation
pass	Device password	String	Y		
passtime	Allowed passtime of some person everyday	String	Y		<ul style="list-style-type: none"> Example of Json: {"passtime": "09:00:00,10:00:00,17:00:00,17:30:00,18:30:00,20:25:00"} Range is [00:00:00,23:59:59], subject to the device time Format of time period (startTime, endTime, separated with English comma): 09:00:00, 11:00:00, 13:00:00, 15:00:00, 17:00:00, 19:00:00 At most 6 pastime segments can be set, if only 1 segment is set, then do not pass in the latter segments, for example: 09:00:00, 11:00:00
personId	Person Id	String	Y		<ul style="list-style-type: none"> If set the passtime for multi-personnel, personId is joined by English comma If pass in -1, select to set passtime for all personnel

Example of Postman



Example 1 of return: pass in -1 for personId

```
{
  "code": "LAN SUS-0",
  "msg": "passtime of all personnel set successfully",
  "result": 1,
  "success": true
}
```

Example 2 of return: pass in multiple personnel for personId

```
{
  "code": "LAN_SUS-0",
  "data": {
    "effective": "004",
    "invalid": "73d0ecee1c5e4ce89d1ece7b082b203d,1130"
  },
  "msg": "Content in “effective” means valid ID is deleted; content in “invalid” means ineffective or non-existent ID",
  "result": 1,
  "success": true
}
```

Example 3 of return: pass in single person for personId

```
{
  "code": "LAN SUS-0",
  "msg": "passtime set successfully",
  "result": 1,
  "success": true
}
```

Return specification

Type	Code	msg	Reason of trigger
Common errors	LAN_EXP-1006	The XX method is not supported.	Method not matches with url
	LAN_EXP-1004	Device is disabled, please enable it first before operating	Device is disabled, reject this Interface
	LAN_EXP-1005	Device is busy, please try again later	Device is upgrading, setting network or in process of other tasks

	LAN_EXP-1003	Password not set for Interface services, please set password first	Device has not set password yet
	LAN_EXP-1001	Password error, please check its validity	pass value is not the device password
Parameter anomaly	LAN_EXP-1002	pass parameter anomaly	Wrong spelling of parameter name, parameter missing, incorrect parameter position in request, blank or carriage return in parameter name, parameter value anomaly
	LAN_EXP-3015	personId parameter anomaly	
	LAN_EXP-3020	passtime parameter anomaly	
Illegal parameters	LAN_EXP-3021	passtime parameter cannot be null	Pass in content of passtime is null
	LAN_EXP-3022	The number of time frame is incorrect or exceeds the limit of 6	Number of time frame is odd or more than 12
	LAN_EXP-3037	passtime format error	Verify the format of each time
	LAN_EXP-3024	Time exceeds the limit	Time range: [00:00:00,23:59:59]
	LAN_EXP-3025	Parameter of time frame, the latter frame is earlier than the former frame	For all, the latter time must be larger than the former time
	LAN_EXP-3016	personId parameter cannot be null	Pass in content of personId is null
	LAN_EXP-3017	Person ID (personId) allows numbers -1, 0~9 and English letters only, with the length limitation of 255	Illegal characters contained in personId
Others	LAN_EXP-3009	Person ID not exists, please call the Interface of personnel registration first	This personId is not in personnel library
	LAN_EXP-3026	Database anomaly, failed to set passtime	Database unknown anomaly
Correct operations	LAN_SUS-0	passtime of all personnel set successfully	When personId=-1, set the same passtime for all personnel
	LAN_SUS-0	Content in "effective" means valid ID is deleted; content in "invalid" means ineffective or non-existent ID	Operation results of all incoming personId
	LAN_SUS-0	passtime set successfully	Set passtime for designated personId successfully

3.9 Passtime Permission Deletion in Batch

Request data

Method	URL
POST	http://Device IP:8090/person/deletePasstime

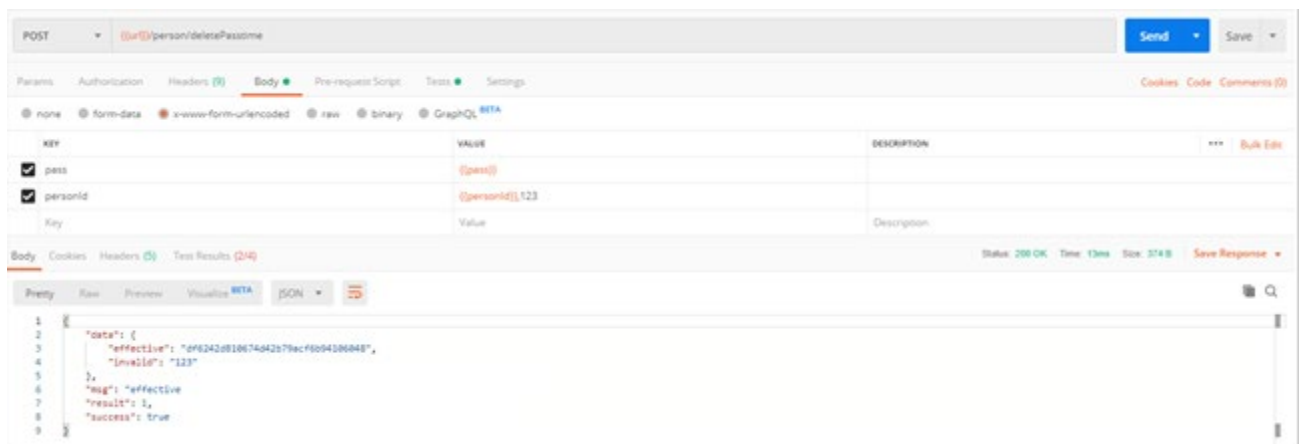
Header domain

Parameter	Description	Type	Required	Default	Additional explanation
Content-Type	Designate the request type of media	String	Y		application/x-www-form-urlencoded

Body domain

Parameter	Description	Type	Required	Default	Additional explanation
pass	Device password	String	Y		
personId	Person Id	String	Y		<ul style="list-style-type: none"> Delete the passtime permission settings for this person, this person will no longer have the passtime permission To delete the passtime of multiple personnel, joins personId with English comma Pass in -1 can clear the passtime of all personnel LAN version devices support passing in single personId

Example of Postman



Example 1 of return: pass in -1 for personId

```
{
  "code": "LAN_SUS-0",
  "msg": " passtime of all personnel deleted successfully",
  "result": 1,
  "success": true
}
```

Example 2 of return: pass in multiple personnel for personId

```
{
  "code": "LAN_SUS-0",
  "data": {
    "effective": "df6242d810674d42b79acf6b94106048",
    "invalid": "123"
  }
}
```



```

    },
    "msg": " Content in “effective” means valid ID is deleted; content in “invalid” means ineffective or non-
existent ID",
    "result": 1,
"success": true
}

```

Example 2 of return: pass in single person for personId

```

{
  "code": "LAN_SUS-0",
  "msg": "passtime deleted successfully",
  "result": 1,
  "success": true
}

```

Return specification

Type	Code	msg	Reason of trigger
Common errors	LAN_EXP-1006	The XX method is not supported.	Method not matches with url
	LAN_EXP-1004	Device is disabled, please enable it first before operating	Device is disabled, reject this Interface
	LAN_EXP-1005	Device is busy, please try again later	Device is upgrading, setting network or in process of other tasks
	LAN_EXP-1003	Password not set for Interface services, please set password first	Device has not set password yet
	LAN_EXP-1001	Password error, please check its validity	pass value is not the device password
Parameter anomaly	LAN_EXP-1002	pass parameter anomaly	Wrong spelling of parameter name, parameter missing, incorrect parameter position in request, blank or carriage return in parameter name, parameter value anomaly
	LAN_EXP-3015	personId parameter anomaly	
Illegal parameters	LAN_EXP-3016	personId parameter cannot be null	Not pass in personId or content is null
	LAN_EXP-3017	Person ID (personId) allows numbers -1, 0~9 and English letters only, with the length limitation of 255	Illegal characters contained in personId
Others	LAN_EXP-3009	Person ID not exists, please call the Interface of personnel registration first	This personId is not in personnel library
	LAN_EXP-3027	Database anomaly, failed to delete the passtime	Database unknown anomaly
Correct operations	LAN_SUS-0	passtime of all personnel deleted successfully	personId=-1, passTime of all personnel has been deleted successfully

	LAN_SUS-0	Content in “effective” means valid ID is deleted; content in “invalid” means ineffective or non-existent ID	Operation results of all incoming personId
	LAN_SUS-0	passtime deleted successfully	passtime of designated personId has been deleted

3.10 Expiry Date Setting

Request data

Method	URL
POST	http://Device IP:8090/person/permissionsCreate

Header domain

Parameter	Description	Type	Required	Default	Additional explanation
Content-Type	Designate the request type of media	String	Y		application/x-www-form-urlencoded

Body domain

Parameter	Description	Type	Required	Default	Additional explanation
pass	Device password	String	Y		
time	Time of expiry date, delete this person on time	String	Y		<ul style="list-style-type: none"> Subject to device system time, when temporary personnel permission expires, this person will be deleted in 5s; when regular personnel permission expires, the recognition result will prompt permission denied. Format of incoming time is (Year-Month-Day Hour: Minute: Second): 2017-07-15 12:05:00
personId	Person Id	String	Y		<ul style="list-style-type: none"> Support single person only

Example of Postman

The screenshot shows a Postman interface for a POST request to the endpoint `/person/permissionsCreate`. The request body is set to `x-www-form-urlencoded` and contains the following parameters:

KEY	VALUE	DESCRIPTION
pass	<code>{pass}</code>	
personId	<code>{personId},123</code>	
time	<code>2025-06-11 16:12:00</code>	

The response is shown in JSON format:

```

1 {
2   "code": "LAN_SUS-0",
3   "effective": "4f62420810676042379a4f6084106848",
4   "invalid": "123"
5 }
6 "msg": "effective
7 "result": 1,
8 "success": true
9

```

Example of return

```
{
  "code": "LAN_SUS-0",
```

```

"msg": "permissionTime set successfully",
"result": 1,
"success": true
}

```

Return specification

Type	Code	msg	Reason of trigger
Common errors	LAN_EXP-1006	The XX method is not supported.	Method not matches with url
	LAN_EXP-1004	Device is disabled, please enable it first before operating	Device is disabled, reject this Interface
	LAN_EXP-1005	Device is busy, please try again later	Device is upgrading, setting network or in process of other tasks
	LAN_EXP-1003	Password not set for Interface services, please set password first	Device has not set password yet
	LAN_EXP-1001	Password error, please check its validity	pass value is not the device password
Parameter anomaly	LAN_EXP-1002	pass parameter anomaly	Wrong spelling of parameter name, parameter missing, incorrect parameter position in request, blank or carriage return in parameter name, parameter value anomaly
	LAN_EXP-3015	personId parameter anomaly	
	LAN_EXP-2051	time parameter anomaly	
Illegal parameters	LAN_EXP-3029	time format error	time is null or time format is incorrect
	LAN_EXP-3016	personId parameter cannot be null	Incoming content of personId is null
	LAN_EXP-4005	Person ID (personId) allows numbers 0~9 and English letters only, with the length limitation of 255	Illegal characters contained in personId
Others	LAN_EXP-3009	Person ID not exists, please call the Interface of personnel registration first	This personId is not in personnel library
	LAN_EXP-3030	Database anomaly, failed to set permissionTime	Database unknown anomaly
Correct operation	LAN_SUS-0	permissionTime set successfully	Set permissionTime for designated personId successfully

3.11 Expiry Date Setting in Batch

Request data

Method	URL
PUT	http://Device IP:8090/person/permissionTime

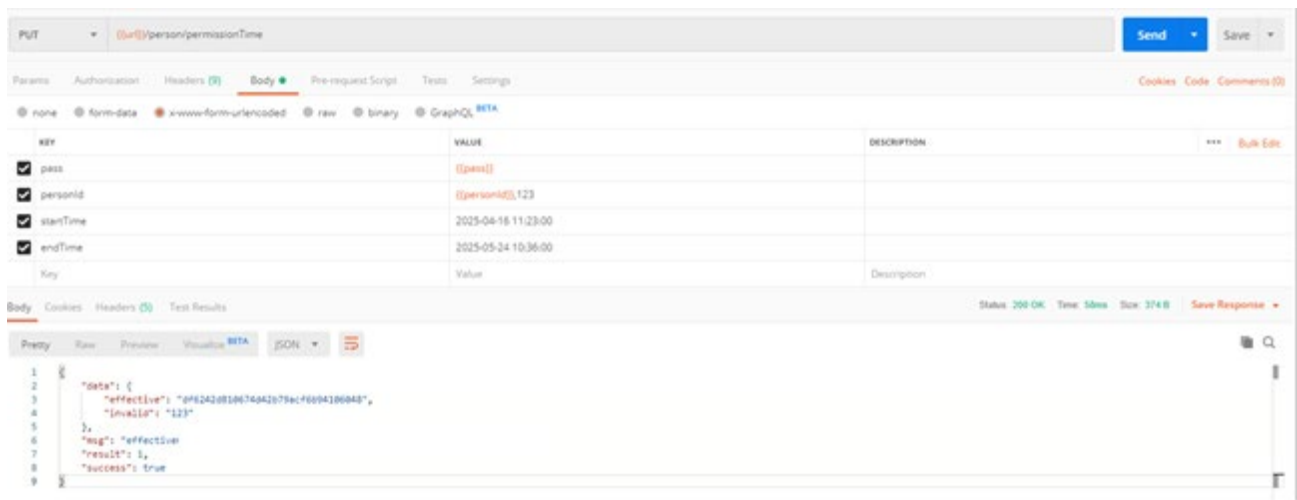
Header domain

Parameter	Description	Type	Required	Default	Additional explanation
Content-Type	Designate the request type of media	String	Y		application/x-www-form-urlencoded

Body domain

Parameter	Description	Type	Required	Default	Additional explanation
pass	Device password	String	Y		
personId	Person Id	String	Y		<ul style="list-style-type: none"> If set passtime for multiple personnel, joins personId with English comma If pass in -1, select to set passtime permission for all personnel
startTime	Start time	String	Y		<ul style="list-style-type: none"> Format of passed-in time is (Year-Month-Day Hour:Minute-Second): 2017-07-15 12:05:00 Subject to device system time, when person permission is expired, this person will be deleted in 5s
endTime	End time	String	Y		<ul style="list-style-type: none"> Format of pass-in time is (Year-Month-Day Hour:Minute-Second): 2017-07-15 12:05:00

Example of Postman



Example 1 of return: pass in -1 for personId

```
{
  "code": "LAN_SUS-0",
  "msg": "permissionTime of all personnel set successfully",
  "result": 1,
  "success": true
}
```

Example 2 of return: pass in multiple personnel for personId

```
{
  "code": "LAN SUS-0",
  "data": {
    "effective": "df6242d810674d42b79acf6b94106048",
    "invalid": "123"
  },
  "msg": "Content in \"effective\" means valid ID is deleted; content in \"invalid\" means ineffective or non-existent ID",
  "result": 1,
  "success": true
}
```

Example 3 of return: pass in single person for personId

```
{
  "code": "LAN_SUS-0",
  "msg": "permissionTime set successfully",
  "result": 1,
  "success": true
}
```

Return specification

Type	Code	msg	Reason of trigger
Common errors	LAN_EXP-1006	The XX method is not supported.	Method not matches with url
	LAN_EXP-1004	Device is disabled, please enable it first before operating	Device is disabled, reject this Interface
	LAN_EXP-1005	Device is busy, please try again later	Device is upgrading, setting network or in process of other tasks
	LAN_EXP-1003	Password not set for Interface services, please set password first	Device has not set password yet
	LAN_EXP-1001	Password error, please check its validity	pass value is not the device password
Parameter anomaly	LAN_EXP-1002	pass parameter anomaly	Wrong spelling of parameter name, parameter missing, incorrect parameter position in request, blank or carriage return in parameter name, parameter value anomaly
	LAN_EXP-3015	personId parameter anomaly	
	LAN_EXP-3031	startTime parameter anomaly	
	LAN_EXP-3032	endTime parameter anomaly	
Illegal parameters	LAN_EXP-3033	startTime format error	startTime is null or time format is incorrect
	LAN_EXP-3034	endTime format error	endTime is null or time format is incorrect
	LAN_EXP-3035	endTime should be larger than startTime	Requires endTime > startTime, cannot be equal
	LAN_EXP-3016	personId parameter cannot be null	Incoming content of personId is null
	LAN_EXP-3017	Person ID (personId) allows numbers -1, 0~9 and English letters only, with the length limitation of 255	Illegal characters contained in personId
Others	LAN_EXP-3009	Person ID not exists, please call the Interface of personnel registration first	This personId is not in personnel library
	LAN_EXP-3030	Database anomaly, failed to set permissionTime	Database unknown anomaly

Correct operations	LAN_SUS-0	permissionTime of all personnel set successfully	When personId=-1, set the same permissionTime for all personnel
	LAN_SUS-0	"Content in "effective" means valid ID is deleted; content in "invalid" means ineffective or non-existent ID"	Operation results for all incoming personId
	LAN_SUS-0	permissionTime set successfully	Set permissionTime for designated personId successfully

3.12 Expiry Date Deletion in Batch

Request data

Method	URL
POST	http://Device IP:8090/person/permissionsDelete

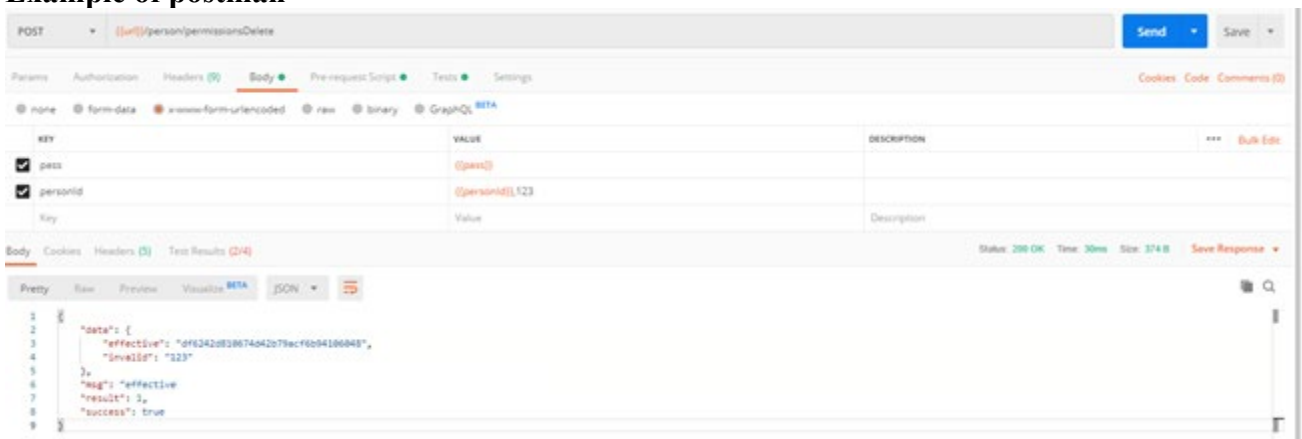
Header domain

Parameter	Description	Type	Required	Default	Additional explanation
Content-Type	Designate the request type of media	String	Y		application/x-www-form-urlencoded

Body domain

Parameter	Description	Type	Required	Default	Additional explanation
pass	Device password	String	Y		
personId	Person Id	String	Y		<ul style="list-style-type: none"> To delete permission time of multiple personnel, joins personId with English comma Pass in -1 to clear passtime permission of all personnel Delete the passtime permission setting of this person, then this person will not be deleted on time Old LAN devices support passing in single personId

Example of postman



Example 1 of return: pass in -1 for personId

```
{
  "code": "LAN_SUS-0",
  "msg": "permissionTime of all personnel deleted successfully",
  "result": 1,
  "success": true
}
```

Example 2 of return: pass in multiple personnel for personId

```
{
  "code": "LAN_SUS-0",
  "data": {
    "effective": "004",
    "invalid": "73d0eccc1c5e4ce89d1ece7b082b203d,1130"
  },
  "msg": "Content in \"effective\" means valid ID is deleted; content in \"invalid\" means ineffective or non-existent ID",
  "result": 1,
  "success": true
}
```

Example 3 of return: pass in single person for personId

```
{
  "code": "LAN_SUS-0",
  "msg": "permissionTime deleted successfully",
  "result": 1,
  "success": true
}
```

Return specification

Type	Code	msg	Reason of trigger
Common errors	LAN_EXP-1006	The XX method is not supported.	Method not matches with url
	LAN_EXP-1004	Device is disabled, please enable it first before operating	Device is disabled, reject this Interface
	LAN_EXP-1005	Device is busy, please try again later	Device is upgrading, setting network or in process of other tasks
	LAN_EXP-1003	Password not set for Interface services, please set password first	Device has not set password yet
	LAN_EXP-1001	Password error, please check its validity	pass value is not the device password
Parameter anomaly	LAN_EXP-1002	pass parameter anomaly	Wrong spelling of parameter name, parameter missing, incorrect parameter position in request, blank or carriage return in parameter name, parameter value anomaly
	LAN_EXP-3015	personId parameter anomaly	
	LAN_EXP-3016	personId parameter cannot be null	Not pass in personId or content is null

Illegal parameters	LAN_EXP-3017	Person ID (personId) allows numbers -1, 0~9 and English letters only, with the length limitation of 255	Illegal characters contained in personId
Others	LAN_EXP-3009	Person ID not exists, please call the Interface of personnel registration first	This personId is not in personnel library
	LAN_EXP-3036	Database anomaly, failed to set permissionTime	Database unknown anomaly
Correct operations	LAN_SUS-0	permissionTime of all personnel deleted successfully	personId=-1, permissionTime of all personnel is deleted successfully
	LAN_SUS-0	Content in "effective" means valid ID is deleted; content in "invalid" means ineffective or non-existent ID	Operation results of all incoming personId
	LAN_SUS-0	permissionTime deleted successfully	Delete permissionTime for designated personId successfully

3.13 Personnel Permission Query

Request data

Method	URL
GET	http://Device IP:8090/person/permissionInfo

Header domain

Parameter	Description	Type	Required	Default	Additional explanation
Content-Type	Designate the request type of media	String	Y		application/x-www-form-urlencoded

Body domain

Parameter	Description	Type	Required	Default
pass	Device password	String	Y	
personId	Person Id	String	Y	<ul style="list-style-type: none"> Query person info of designated id Pass in -1 for id, means query personnel not limited to personId
length	Max. numbers in each page	Int	N	<ul style="list-style-type: none"> Incoming value of length requires positive Integer between (0,1000], If not pass in length, default number is 1000, return the recently-added 1000 people
index	Page	Int	N	<ul style="list-style-type: none"> Page starts from 0, incoming value of index must be smaller than total number of pages, for example: total page is 1, index can be 0 only

Example of postman

The screenshot shows a Postman interface for a GET request. The URL is `/person/permissionInfo?pass={pass}&personId=-1`. The query parameters are `pass={pass}` and `personId=-1`. The response is a JSON object with the following structure:

```

{
  "code": "LAN_SUS-0",
  "data": {
    "pageInfo": {
      "index": 0,
      "length": 1000,
      "size": 1,
      "total": 1
    },
    "personInfos": [
      {
        "endTime": "2025-06-11 16:12:00",
        "faceAndCardPermission": 2,
        "facePermission": 2,
        "iDPermission": 2,
        "idCardPermission": 2,
        "passTime": "11:00:00,12:00:00,16:00:00,19:59:59",
        "personId": "1",
        "startTime": "1970-01-01 00:00:00"
      }
    ]
  },
  "msg": "",
  "result": 1,
  "success": true
}

```

Example 1 of return: pass in -1 for personId

```

{
  "code": "LAN_SUS-0",
  "data": {
    "pageInfo": {
      "index": 0,
      "length": 1000,
      "size": 1,
      "total": 1
    },
    "personInfos": [
      {
        "endTime": "",
        "faceAndCardPermission": 2,
        "facePermission": 2,
        "iDPermission": 1,
        "idCardPermission": 2,
        "passtime": "",
        "passwordPermission": 1,
        "personId": "1",
        "startTime": ""
      }, {
        "endTime": "",
        "faceAndCardPermission": 2,
        "facePermission": 2,
        "iDPermission": 1,
        "idCardPermission": 2,
        "passtime": "",
        "passwordPermission": 1,
        "personId": "2",
        "startTime": ""
      }
    ]
  },
}

```

```

"msg": "Queried successfully",
"result": 1,
"success": true
}

```

Example 2 of return: pass in single person for personId

```

{
"code": "LAN_SUS-0",
"data": {
"endTime": "",
"faceAndCardPermission": 2,
"facePermission": 2,
"iDPermission": 1,
"idCardPermission": 2,
"passtime": "",
"passwordPermission": 1,
"personId": "1",
"startTime": ""
},
"msg": " Queried successfully",
"result": 1,
"success": true
}

```

Return specification

Type	Code	msg	Reason of trigger
Common errors	LAN_EXP-1006	The XX method is not supported.	Method not matches with url
	LAN_EXP-1004	Device is disabled, please enable it first before operating	Device is disabled, reject this Interface
	LAN_EXP-1005	Device is busy, please try again later	Device is upgrading, setting network or in process of other tasks
	LAN_EXP-1003	Password not set for Interface services, please set password first	Device has not set password yet
	LAN_EXP-1001	Password error, please check its validity	pass value is not the device password
Parameter anomaly	LAN_EXP-1002	pass parameter anomaly	Wrong spelling of parameter name, parameter missing, incorrect parameter position in request, blank or carriage return in parameter name, parameter value anomaly
	LAN_EXP-3015	personId parameter anomaly	
Illegal parameters	LAN_EXP-3016	personId parameter cannot be null	Not pass in personId or content is null
	LAN_EXP-3017	Person ID (personId) allows numbers -1, 0~9 and English letters only, with the length limitation of 255	Illegal characters contained in personId

	LAN_EXP-3018	length of display quantities in each page is required as the positive Integers among (0, 1000]	$0 < \text{length} \leq 1000$ and length is Integer
	LAN_EXP-3019	Page index is the Integer starts from 0 and must be smaller than the total page. Total pages:	Total page number is at least 1, and the first page is 0; index=0 means the first page
Other	LAN_EXP-3009	Person ID not exists, please call the Interface of personnel registration first	This personId is not in personnel library
Correct operations	LAN_SUS-0	Number of personnel in database is 0	No personnel records meet the condition
	LAN SUS-0	Queried successfully	Query operation is successful

IV. Photo Management Interface

4.1 Photo Registration (base64) (Not Recommended)

Request data

Method	URL
POST	http://Device IP:8090/face/create

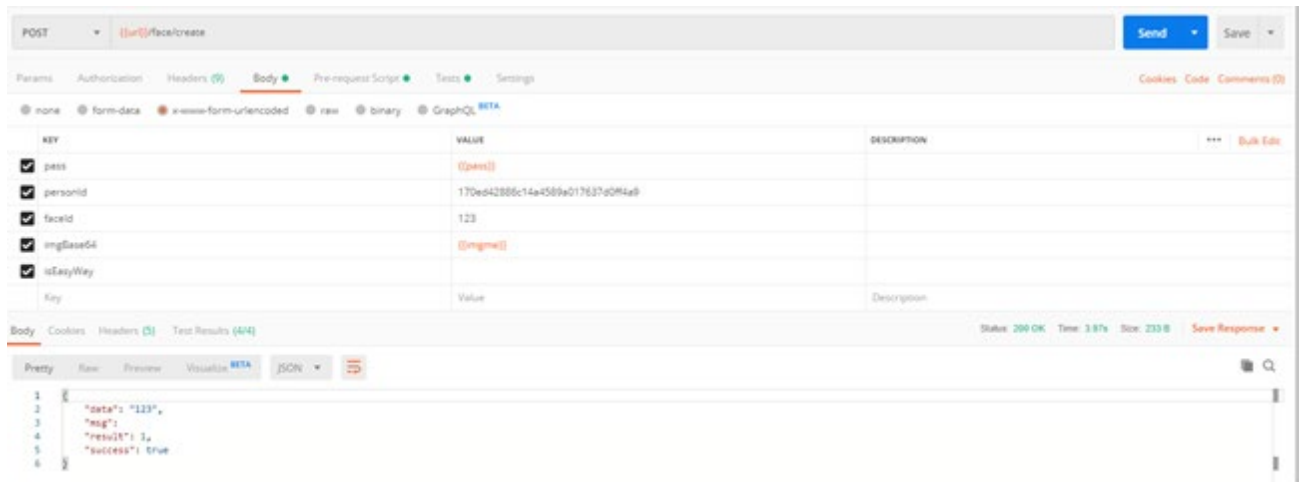
Header domain

Parameter	Description	Type	Required	Additional explanation
Content-Type	Designate the request type of media	String	Y	application/x-www-form-urlencoded

Body domain

Parameter	Description	Type	Required	Additional explanation
pass	Device password	String	Y	
personId	Person ID	String	Y	<ul style="list-style-type: none"> Used to mark that this photo belongs to a person id Must register person first, then can add photos
faceId	Photo ID	String	Y	<ul style="list-style-type: none"> If pass in null content for faceId, system will generate a 32-bit faceId which will be returned after successful photo registration Content of faceId allows numbers and English letters only, case sensitive, with the length limitation of 255 characters
imgBase64	base64 coding strings of photo	String	Y	<ul style="list-style-type: none"> Without the header, for example: data:image/jpg;base64, Image format supports png, jpg, jpeg
isEasyWay	Select loose or strict photo registration method	Boolean	N	<ul style="list-style-type: none"> Not required, default as false: test photo quality strictly; true: test photo quality loosely

Example of postman



Example of return

```
{
  "code": "LAN SUS-0",
  "data": "123", //The filling in faceId when call the Interface
  "msg": "Photo added successfully",
  "result": 1,
  "success": true
}
```

Return specification

Type	Code	msg	Reason of trigger
Common errors	LAN_EXP-1006	The XX method is not supported.	Method not matches with url
	LAN_EXP-1004	Device is disabled, please enable it first before operating	Device is disabled, reject this Interface
	LAN_EXP-1005	Device is busy, please try again later	Device is upgrading, setting network or in process of other tasks
	LAN_EXP-1003	Password not set for Interface services, please set password first	Device has not set password yet
	LAN_EXP-1001	Password error, please check its validity	pass value is not the device password
Parameter anomaly	LAN_EXP-1002	pass parameter anomaly	Wrong spelling of parameter name, parameter missing, incorrect parameter position in request, blank or carriage return in parameter name, parameter value anomaly
	LAN_EXP-3015	personId parameter anomaly	
	LAN_EXP-4002	faceId parameter anomaly	
	LAN_EXP-2024	imgBase64 parameter anomaly	
Illegal parameters	LAN_EXP-3016	personId parameter cannot be null	Incoming content of personId is null
	LAN_EXP-4005	Person ID (personId) allows numbers 0~9 and English letters only, with the length limitation of 255	Illegal characters contained in personId
	LAN_EXP-4006	Photo ID (faceId) allows numbers 0~9 and English letters only, with the length limitation of 255	Illegal characters contained in faceId

	LAN_EXP-4007	Photo ID already exists, please call the deletion or update interface first	This faceId already exists in photo library
	LAN_EXP-4008	imgBase64 cannot be null	Incoming content of imgBase64 is null
	LAN_EXP-4009	Illegal isEasyWay parameter	Allow passing in true or false for isEasyWay only
Image anomaly/Failed to obtain	LAN_EXP-4035	Provided image file is incomplete or format is incorrect	Failed to transfer Base64 code or file is damaged in the progress
	LAN_EXP-2218	Image format supports	Image format supports
	LAN_EXP-4011	Image analysis anomaly	Device received the image but transcoding failed
	LAN_EXP-4032	imgBase64 cannot be gif	Device received the image but format is gif
Others	LAN_EXP-4012	Registration photos already reach the max. number limit (3 photos)	There are already 3 registration photos (or features) for this personId
	LAN_EXP-3009	Person ID not exists, please call the Interface of personnel registration first	This personId is not in the personnel library
	LAN_EXP-4030	Device storage space is full	
	LAN_EXP-4013	Database anomaly, failed to register photos	Database unknown anomaly
Algorithm error	LAN_EXP-8006	No faces detected	No faces detected on the photo
	LAN_EXP-8007	Multiple faces detected	Multiple faces detected on the photo
	LAN_EXP-8010	Face is too small	Face is too small, and it shall cover over 1/3 of the photo
	LAN_EXP-8013	Face is too large or is not complete	Face is too large or position deviates (causing the face incomplete), exceeds the photo range
	LAN_EXP-8011	FaceSDK failed to extract features from the photo	Insufficient feature points extracting from the face
	LAN_EXP-8012	FaceSDK anomaly in extracting features from the photo	Insufficient feature points extracting from the face
	LAN_EXP-8014	Face reflection angle is too large	Side face or leaning head, face angle is too large
	LAN_EXP-8015	Light on face is too dark or too bright	Face on the photo is exposure or is too dark
	LAN_EXP-8016	Face resolution is too low	Face is blurred caused by movement, light, or pixel
	LAN_EXP-8017	Light on face is uneven	Light Intensity on the face is not even
Correct operation	LAN_SUS-0	Photo added successfully	Photo information is written into database successfully

4.2 Photo Registration (url) (Not Recommended)

Request data

Method	URL
POST	http://Device IP:8090/ face/createByUrl

Header domain

Parameter	Description	Type	Required	Additional explanation
Content-Type	Designate the request type of media	String	Y	application/x-www-form-urlencoded

Body domain

Parameter	Description	Type	Required	Additional explanation
pass	Device password	String	Y	
personId	Person ID	String	Y	<ul style="list-style-type: none"> Used to mark that this photo belongs to a person id Register the person first, before adding photos
faceId	Photo ID	String	Y	<ul style="list-style-type: none"> If pass in content faceId, the system will generate a 32-bit faceId which will be returned after successful registration Content of faceId allows numbers and English letters, case sensitive, with the length of 255 characters
imgUrl	Photo url	String	Y	<ul style="list-style-type: none"> Download image to the local via url, extract features from the image Supports image in the position with http protocol, not supports local path Image format supports png, jpg, jpeg
isEasyWay	Select loose or strict photo registration method	Boolean	N	<ul style="list-style-type: none"> Not required, default as fault: test photo quality strictly; true: test photo quality loosely

Example of postman

The screenshot shows a Postman interface for a POST request to the endpoint `/face/createByUrl`. The request body is set to `x-www-form-urlencoded` and contains the following parameters:

KEY	VALUE	DESCRIPTION
pass	{pass}	
personId	{personId}	
faceId		
imgUrl	https://imgsa.baidu.com/img?image&quality=80&size=b9999,10000&sec=156956...	
isEasyWay		

The response is a JSON object:

```

1 {
2   "data": "4e268a7099d46dfa59cd33a75863a03",
3   "msg": "Photo added successfully",
4   "result": 1,
5   "success": true
6 }

```

Example of return

```

{
  "code": "LAN_SUS-0",
  "data": "4e268a7099d46dfa59cd33a75863a03", // Auto-generated 32-bit faceId
  "msg": "Photo added successfully",
  "result": 1,
  "success": true
}

```

Return specification

Type	Code	msg	Reason of trigger
Common errors	LAN_EXP-1006	The XX method is not supported.	Method not matches with url
	LAN_EXP-1004	Device is disabled, please enable it first before operating	Device is disabled, reject this Interface
	LAN_EXP-1005	Device is busy, please try again later	Device is upgrading, setting network or in process of other tasks
	LAN_EXP-1003	Password not set for Interface services, please set password first	Device has not set password yet
	LAN_EXP-1001	Password error, please check its validity	pass value is not the device password
Parameter anomaly	LAN_EXP-1002	pass parameter anomaly	Wrong spelling of parameter name, parameter missing, incorrect parameter position in request, blank or carriage return in parameter name, parameter value anomaly
	LAN_EXP-3015	personId parameter anomaly	
	LAN_EXP-4002	faceId parameter anomaly	
	LAN_EXP-2092	imgUrl parameter anomaly	
Illegal parameters	LAN_EXP-3016	personId parameter cannot be null	Incoming content of personId is null
	LAN_EXP-4005	Person ID (personId) allows numbers 0~9 and English letters only, with the length limitation of 255	Illegal characters contained in personId
	LAN_EXP-4006	Photo ID (faceId) allows numbers 0~9 and English letters only, with the length limitation of 255	Illegal characters contained in faceId
	LAN_EXP-4007	Photo ID already exists, please call the deletion or update interface first	This faceId already exists in photo library
	LAN_EXP-4014	imgUrl cannot be null	Incoming content of imgUrl is null
	LAN_EXP-4009	Illegal isEasyWay parameter	Allow passing in true or false for isEasyWay only
Image anomaly/Failed to obtain	LAN_EXP-4015	url access failed	Device failed to access the url
	LAN_EXP-4011	Image analysis anomaly	Device received the image but transcoding failed
	LAN_EXP-4036	imgUrl cannot be gif	Device received the image in gif format
	LAN_EXP-2218	Image format not supported	Image format not supported
Others	LAN_EXP-4012	Registration photos already reach the max. number limit (3 photos)	There are already 3 registration photos (or features) for this personId
	LAN_EXP-3009	Person ID not exists, please call the Interface of personnel registration first	This personId is not in the personnel library
	LAN_EXP-4013	Database anomaly, failed to register photos	Database unknown anomaly
Algorithm errors	LAN_EXP-8006	No faces detected	No faces detected on the photo
	LAN_EXP-8007	Multiple faces detected	Multiple faces detected on the photo
	LAN_EXP-8010	Face is too small	Face is too small, and it shall cover over 1/3 of the photo
	LAN_EXP-8013	Face is too large or is not complete	Face is too large or position deviates (causing the face incomplete), exceeds the photo range

	LAN_EXP-8011	FaceSDK failed to extract features from the photo	Insufficient feature points extracting from the face
	LAN_EXP-8012	FaceSDK anomaly in extracting features from the photo	Insufficient feature points extracting from the face
	LAN_EXP-8014	Face reflection angle is too large	Side face or leaning head, face angle is too large
	LAN_EXP-8015	Light on face is too dark or too bright	Face on the photo is exposure or is too dark
	LAN_EXP-8016	Face resolution is too low	Face is blurred caused by movement, light, or pixel
	LAN_EXP-8017	Light on face is uneven	Light Intensity on the face is not even
Correct operation	LAN_SUS-0	Photo added successfully	Photo information is written into database successfully

4.3 Photo Registration (base64+url)

Request data

Method	URL
POST	http://Device IP:8090/face

Header domain

Parameter	Description	Type	Required	Default	Additional explanation
Content-Type	Designate the request type of media	String	Y		application/x-www-form-urlencoded

Body domain

Parameter	Description	Type	Required	Default	Additional explanation
pass	Device password	String	Y		
personId	Person ID	String	Y		<ul style="list-style-type: none"> Used to mark that this photo belongs to a person id Register the person first, before adding photos
faceId	Photo ID	String	Y		<ul style="list-style-type: none"> If pass in content faceId, the system will generate a 32-bit faceId which will be returned after successful registration Content of faceId allows numbers and English letters, case sensitive, with the length of 255 characters
url	Photo url	String	N		<ul style="list-style-type: none"> If pass in both base64 and url, url first. If pass in url parameter, will verify url and its content only, but not verify base64 If register with base64, please do not pass in url parameter If not pass in base64 or url, error will be reported Supports image in the position with http protocol, not supports local path
base64	base64 coding strings of photo	String	N		Without the header, for example: data:image/jpg;base64,

isEasyWay	Loose or strict registration method	Boolean	N	Not required, default as false: strictly detect the photo quality; if pass in true: loosely detect the photo quality;
bbox	Position of face frame, used for extracting features from original photos	Json	N	For example: {"bottom": 206, "empty": false, "left": 100, "right": 407, "top":95} When extract features: if pass in this field in correct format, this field will be used; if not pass in bbox or bbox format is incorrect, then device will extract features with its own frame;

Example of postman (base64)

The screenshot shows a Postman interface for a POST request to the endpoint `(url)/face`. The request body is a JSON object with the following parameters:

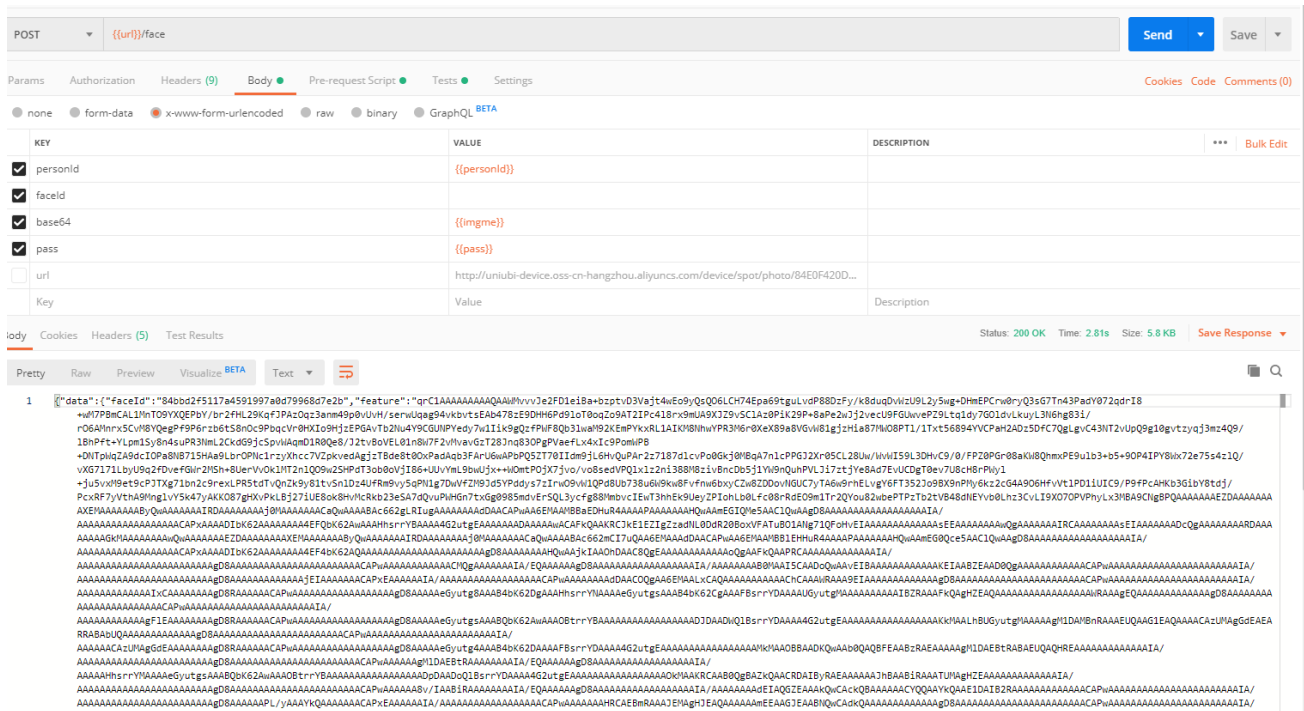
- `personId`: 4
- `faceId`: [empty]
- `base64`: [empty]
- `pass`: [empty]
- `url`: `http://mubi-device.oss-cn-hangzhou.aliyuncs.com/device/tpoo/photo/842DF...`

The response is a large JSON object. The first part of the response is:

```
{
  "code": "LAN_SUS-0",
  "data": {
    "faceId": "16f26d147dc149c8041d9e988c31272",
    "feature": "qrCAAAAAAAAAAAQAA5u-vvimgz9oQ419jz2PQ6P8k6w95PqVcP4T0X0L8o93m9vZj/gR5F451z2PFFu127my4-E1z/
    PKuNp0hT43gDhE1480bc95911sXyJr1J5eas09153P1VvY71XkM9980FPAu9Nu6782m81Tv8Duo3109vY9BgCvX8BT312E9R001vXv60btv9FFe2PY0Rw6u069+c4I...
  }
}
```

The status bar at the bottom indicates a successful response: Status: 200 OK, Time: 120ms, Size: 5.76 KB.

Example of postman (url)



Example of return

```
{
  "code": "LAN_SUS-0",
  "data": {
    "faceId": "84bbd2f5117a4591997a0d79968d7e2b",
    "feature": "qrC1AAAAAAAAA==", //Characteristic value of base64, there is omission here
    "SDKVersion": "general_2.0.10.0", //Version number of algorithm
    "id": 3,
    "imgPath": "ftp://192.168.19.73:8010/RegisterPhoto/170ed42886c14a4589a017637d0ff4a9_84bbd2f5117a4591997a0d79968d7e2b.jpg",
    "personId": "170ed42886c14a4589a017637d0ff4a9"
  },
  "msg": "Photo added successfully",
  "result": 1,
  "success": true
}
```

Return specification

Type	Code	msg	Reason of trigger
Common errors	LAN_EXP-1006	The XX method is not supported.	Method not matches with url
	LAN_EXP-1004	Device is disabled, please enable it first before operating	Device is disabled, reject this Interface
	LAN_EXP-1005	Device is busy, please try again later	Device is upgrading, setting network or in process of other tasks
	LAN_EXP-1003	Password not set for Interface services, please set password first	Device has not set password yet
	LAN_EXP-1001	Password error, please check its validity	pass value is not the device password

Parameter anomaly	LAN_EXP-1002	pass parameter anomaly	Wrong spelling of parameter name, parameter missing, incorrect parameter position in request, blank or carriage return in parameter name, parameter value anomaly
	LAN_EXP-3015	personId parameter anomaly	
	LAN_EXP-4002	faceId parameter anomaly	
	LAN_EXP-2092	imgUrl parameter anomaly	
Illegal parameters	LAN_EXP-3016	personId parameter cannot be null	Incoming content of personId is null
	LAN_EXP-4005	Person ID (personId) allows numbers 0~9 and English letters only, with the length limitation of 255	Illegal characters contained in personId
	LAN_EXP-4006	Photo ID (faceId) allows numbers 0~9 and English letters only, with the length limitation of 255	Illegal characters contained in faceId
	LAN_EXP-4007	Photo ID already exists, please call the deletion or update interface first	This faceId already exists in photo library
	LAN_EXP-4019	One of base64 or url must be non-nullable and illegal value	Incoming content of base64 and url is null
	LAN_EXP-4009	Illegal isEasyWay parameter	Allow passing in true or false for isEasyWay only
Image anomaly/Failed to obtain	LAN_EXP-4015	url access failed	Device failed to access this url
	LAN_EXP-4011	Image analysis anomaly	Device received the image but transcoding failed
	LAN_EXP-4038	imgBase64 cannot be gif	Device received the image but format is gif
	LAN_EXP-4037	url cannot be gif	Device received the image but format is gif
	LAN_EXP-2218	Image format not supported	Image format not supported
Others	LAN_EXP-4012	Registration photos already reach the max. number limit (3 photos)	There are already 3 registration photos (or features) for this personId
	LAN_EXP-3009	Person ID not exists, please call the Interface of personnel registration first	This personId is not in the personnel library
	LAN_EXP-4013	Database anomaly, failed to register photos	Database unknown anomaly
Algorithm errors	LAN_EXP-8006	No faces detected	No faces detected on the photo
	LAN_EXP-8007	Multiple faces detected	Multiple faces detected on the photo
	LAN_EXP-8010	Face is too small	Face is too small, and it shall cover over 1/3 of the photo
	LAN_EXP-8013	Face is too large or is not complete	Face is too large or position deviates (causing the face incomplete), exceeds the photo range
	LAN_EXP-8011	FaceSDK failed to extract features from the photo	Insufficient feature points extracting from the face
	LAN_EXP-8012	FaceSDK anomaly in extracting features from the photo	Insufficient feature points extracting from the face
	LAN_EXP-8014	Face reflection angle is too large	Side face or leaning head, face angle is too large

	LAN_EXP-8015	Light on face is too dark or too bright	Face on the photo is exposure or is too dark
	LAN_EXP-8016	Face resolution is too low	Face is blurred caused by movement, light or pixel
	LAN_EXP-8017	Light on face is uneven	Light Intensity on the face is not even
Correct operation	LAN_SUS-0	Photo added successfully	Photo information is written into database successfully

4.4 Photos Deletion

Request data

Method	URL
POST	http://Device IP:8090/ face/delete

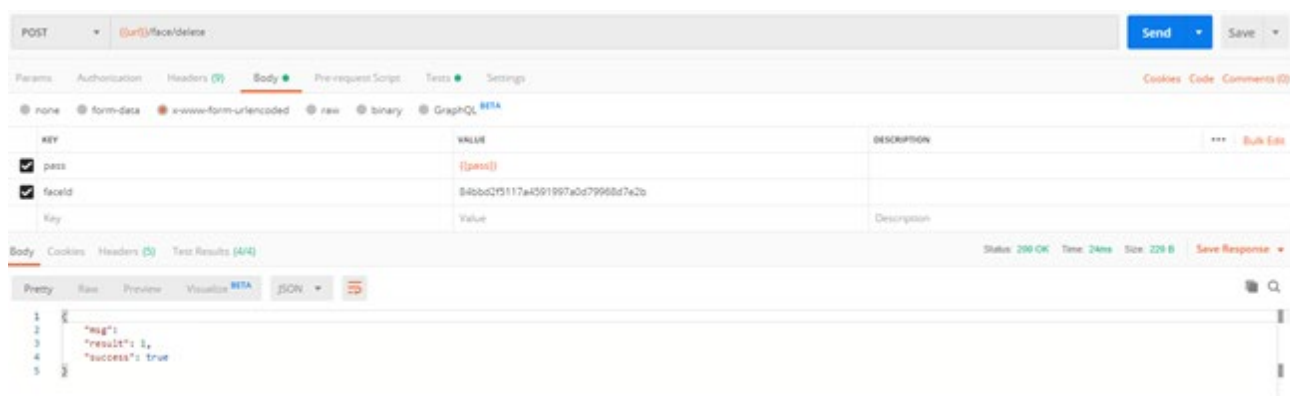
Header domain

Parameter	Description	Type	Required	Default	Additional explanation
Content-Type	Designate the request type of media	String	Y		application/x-www-form-urlencoded

Body domain

Parameter	Description	Type	Required	Default	Additional explanation
pass	Device password	String	Y		
faceId	Photo ID	String	Y		Delete registration photos of this faceId, which are nonrecoverable

Example of postman



Example of return

```
{
  "code": "LAN_SUS-0",
  "msg": "Photo deleted successfully",
  "result": 1,
  "success": true
}
```

Return specification

Type	Code	msg	Reason of trigger
Common errors	LAN_EXP-1006	The XX method is not supported.	Method not matches with url
	LAN_EXP-1004	Device is disabled, please enable it first before operating	Device is disabled, reject this Interface
	LAN_EXP-1005	Device is busy, please try again later	Device is upgrading, setting network or in process of other tasks
	LAN_EXP-1003	Password not set for Interface services, please set password first	Device has not set password yet
	LAN_EXP-1001	Password error, please check its validity	pass value is not the device password
Parameter anomaly	LAN_EXP-1002	pass parameter anomaly	Wrong spelling of parameter name, parameter missing, incorrect parameter position in request, blank or carriage return in parameter name, parameter value anomaly
	LAN_EXP-4002	faceId parameter anomaly	
Illegal parameters	LAN_EXP-4016	faceId parameter cannot be null	Incoming content of faceId is null
	LAN_EXP-4006	Photo ID (faceId) allows numbers 0~9 and English letters only, with the length limitation of 255	Illegal characters contained in faceId
Others	LAN_EXP-4017	Photo ID does not exist, please call the photo registration Interface first	No corresponding faceId with this personId
	LAN_EXP-4018	Database anomaly, failed to delete the photo	Database unknown anomaly
Correct operation	LAN_SUS-0	Photo deleted successfully	All photo information of this personId returned successfully

4.5 Photos Update (base64)**Request data**

Method	URL
POST	http://Device IP:8090/ face/update

Header domain

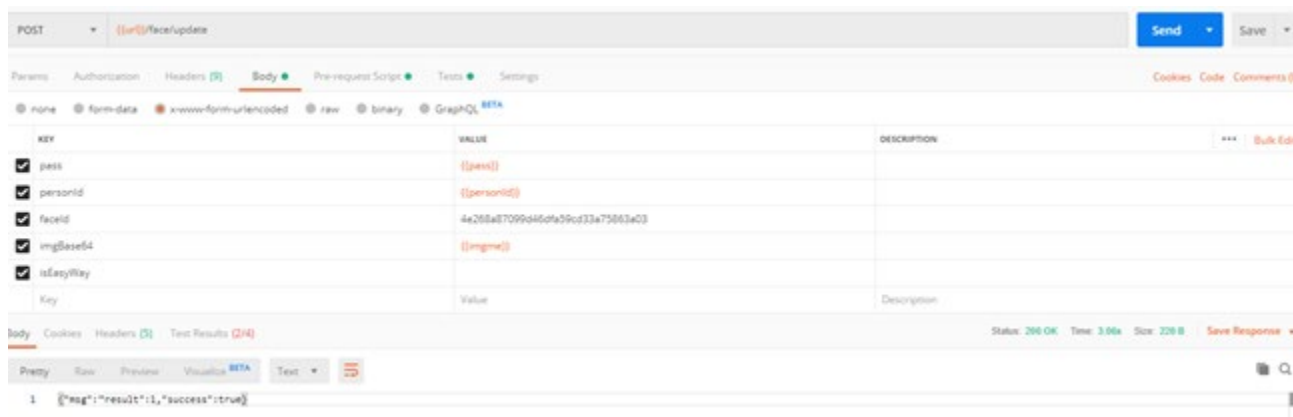
Parameter	Description	Type	Required	Additional explanation
Content-Type	Designate request type of media	String	Y	application/x-www-form-urlencoded

Body domain

Parameter	Description	Type	Required	Additional explanation
pass	Device password	String	Y	
personId	Person ID	String	Y	<ul style="list-style-type: none"> Used to mark that this photo belongs to a person id Register the person first, before adding photos
faceId	Photo ID	String	Y	<ul style="list-style-type: none"> Content of faceId allows numbers and English letters, case sensitive, with the length of 255 characters
imgBase64	base64 coding strings of photo	String	Y	<ul style="list-style-type: none"> Without the header, for example: data:image/jpg;base64, Image format supports png, jpg and jpeg

isEasyWay	Select loose or strict photo registration method	Boolean	N	Not required, default as fault: test photo quality strictly; true: test photo quality loosely
-----------	--	---------	---	---

Example of postman



Example of return

```
{
  "code": "LAN_SUS-0",
  "msg": "Photo updated successfully",
  "result": 1,
  "success": true
}
```

Return specification

Type	Code	msg	Reason of trigger
Common errors	LAN_EXP-1006	The XX method is not supported.	Method not matches with url
	LAN_EXP-1004	Device is disabled, please enable it first before operating	Device is disabled, reject this Interface
	LAN_EXP-1005	Device is busy, please try again later	Device is upgrading, setting network or in process of other tasks
	LAN_EXP-1003	Password not set for Interface services, please set password first	Device has not set password yet
	LAN_EXP-1001	Password error, please check its validity	pass value is not the device password
Parameter anomaly	LAN_EXP-1002	pass parameter anomaly	Wrong spelling of parameter name, parameter missing, incorrect parameter position in request, blank or carriage return in parameter name, parameter value anomaly
	LAN_EXP-3015	personId parameter anomaly	
	LAN_EXP-4002	faceId parameter anomaly	
	LAN_EXP-2024	imgBase64 parameter anomaly	
Illegal parameters	LAN_EXP-3016	personId parameter cannot be null	Incoming content of personId is null
	LAN_EXP-4016	faceId parameter cannot be null	Incoming content of faceId is null
	LAN_EXP-4005	Person ID (personId) allows numbers 0~9 and English letters only, with the length limitation of 255	Illegal characters contained in personId
	LAN_EXP-4006	Photo ID (faceId) allows numbers 0~9 and English letters only, with the length limitation of 255	Illegal characters contained in faceId

	LAN_EXP-4031	This photo ID does not belong to this person, please call the photo registration Interface first	No corresponding faceId with this personId
	LAN_EXP-4008	imgBase64 cannot be null	Incoming content of imgBase64 is null
	LAN_EXP-4009	Illegal isEasyWay parameter	Allow passing in true or false for isEasyWay only
Image anomaly/Failed to obtain	LAN_EXP-4010	Provided image file is incomplete or format is incorrect	Failed to transfer Base64 code or file is damaged in the progress
	LAN_EXP-4011	Image analysis anomaly	Device received the image but transcoding failed
	LAN_EXP-4032	imgBase64 cannot be gif	Device received the image but format is gif
Others	LAN_EXP-3009	Person ID not exists, please call the Interface of personnel registration first	This personId is not in the personnel library
	LAN_EXP-4020	Database anomaly, failed to update photos	Database unknown anomaly
Image anomaly/Failed to obtain	LAN_EXP-8006	No faces detected	No faces detected on the photo
	LAN_EXP-8007	Multiple faces detected	Multiple faces detected on the photo
	LAN_EXP-8010	Face is too small	Face is too small, and it shall cover over 1/3 of the photo
	LAN_EXP-8013	Face is too large or is not complete	Face is too large or position deviates (causing the face incomplete), exceeds the photo range
	LAN_EXP-8011	FaceSDK failed to extract features from the photo	Insufficient feature points extracting from the face
	LAN_EXP-8012	FaceSDK anomaly in extracting features from the photo	Insufficient feature points extracting from the face
	LAN_EXP-8014	Face reflection angle is too large	Side face or leaning head, face angle is too large
	LAN_EXP-8015	Light on face is too dark or too bright	Face on the photo is exposure or is too dark
	LAN_EXP-8016	Face resolution is too low	Face is blurred caused by movement, light, or pixel
	LAN_EXP-8017	Light on face is uneven	Light Intensity on the face is not even
Correct operation	LAN_SUS-0	Photo added successfully	Photo information is written into database successfully

4.6 Update Photos (base64+url)

Request data

Method	URL
PUT	http://Device IP:8090/face/

Header domain

Parameter	Description	Type	Required	Default	Additional explanation
Content-Type	Designate the request type of media	String	Y		application/x-www-form-urlencoded

Body domain

Parameter	Description	Type	Required	Additional explanation
-----------	-------------	------	----------	------------------------

pass	Device password	String	Y	
personId	Person ID	String	Y	<ul style="list-style-type: none"> Used to mark that this photo belongs to a person id Register the person first, before adding photos
faceId	Photo ID	String	Y	<ul style="list-style-type: none"> Content of faceId allows numbers and English letters, case sensitive, with the length of 255 characters
url	Photo url	String	N	<ul style="list-style-type: none"> If pass in both base64 and url, url first. If pass in url parameter, will verify url and its content only, but not verify base64 If register with base64, please do not pass in url parameter If not pass in base64 or url, error will be reported Supports image in the position with http protocol, not supports local path
base64	base64 coding strings of photo	String	N	Without the header, for example: data:image/jpg;base64,
isEasyWay	Loose or strict registration method	Boolean	N	Not required, default as false: strictly detect the photo quality; if pass in true: loosely detect the photo quality;
bbox	Position of face frame, used for extracting features from original photos	Json	N	<p>For example: {"bottom": 206, "empty": false, "left": 100, "right": 407, "top": 95}</p> <p>When extract features: if pass in this field in correct format, this field will be used; if not pass in bbox or bbox format is incorrect, then device will extract features with its own frame;</p>

Example of postman

```

1 {
  "data": {
    "faceId": "4e268a87099d46dfa59cd33a75863a03",
    "feature": "qrC1AAAAAAAAAAQAA5u==",
    "SDKVersion": "general_2.0.10.0"
  }
}
    
```

Example of return

```

{
  "code": "LAN SUS-0",
  "data": {
    "faceId": "4e268a87099d46dfa59cd33a75863a03",
    "feature": "qrC1AAAAAAAAAAQAA5u==",
    "SDKVersion": "general_2.0.10.0"
  }
}
    
```



```

    "id": 2,
    "imgPath":
"ftp://192.168.19.73:8010/RegisterPhoto/170ed42886c14a4589a017637d0ff4a9_4e268a87099d46dfa59cd33a7586
3a03.jpg",
    "personId": "170ed42886c14a4589a017637d0ff4a9"
  },
  "msg": "Photo updated successfully",
  "result": 1,
  "success": true
}

```

Return specification

Type	Code	msg	Reason of trigger
Common errors	LAN_EXP-1006	The method is not supported.	Method not matches with url
	LAN_EXP-1004	Device is disabled, please enable it first before operating	Device is disabled, reject this Interface
	LAN_EXP-1005	Device is busy, please try again later	Device is upgrading, setting network or in process of other tasks
	LAN_EXP-1003	Password not set for Interface services, please set password first	Device has not set password yet
	LAN_EXP-1001	Password error, please check its validity	pass value is not the device password
Parameter anomaly	LAN_EXP-1002	pass parameter anomaly	Wrong spelling of parameter name, parameter missing, incorrect parameter position in request, blank or carriage return in parameter name, parameter value anomaly
	LAN_EXP-3015	personId parameter anomaly	
	LAN_EXP-4002	faceId parameter anomaly	
	LAN_EXP-2024	imgBase64 parameter anomaly	
Illegal parameters	LAN_EXP-3016	personId parameter cannot be null	Incoming content of personId is null
	LAN_EXP-4005	Person ID (personId) allows numbers 0~9 and English letters only, with the length limitation of 255	Illegal characters contained in personId
	LAN_EXP-4006	Photo ID (faceId) allows numbers 0~9 and English letters only, with the length limitation of 255	Illegal characters contained in faceId
	LAN_EXP-4031	This photo ID does not belong to this person, please call the photo registration Interface first	No corresponding faceId with this personId
	LAN_EXP-4019	There must be one legal and nonblank value in base64 or url	Incoming content of imgBase64 is null
	LAN_EXP-4009	Illegal isEasyWay parameter	Allow passing in true or false for isEasyWay only
Image anomaly/Failed to obtain	LAN_EXP-4010	Provided image file is incomplete or format is incorrect	Failed to transfer Base64 code or file is damaged in the progress
	LAN_EXP-4011	Image analysis anomaly	Device received the image but transcoding failed
	LAN_EXP-4038	imgBase64 cannot be gif	Device received the image but format is gif
	LAN_EXP-4037	url cannot be gif	Device received the image but format is gif
	LAN_EXP-2218	Image format not supported	Image format not supported
Others	LAN_EXP-3009	Person ID not exists, please call the Interface of personnel registration first	This personId is not in the personnel library
	LAN_EXP-4020	Database anomaly, failed to update photos	Database unknown anomaly

Image anomaly/Failed to obtain	LAN_EXP-8006	No faces detected	No faces detected on the photo
	LAN_EXP-8007	Multiple faces detected	Multiple faces detected on the photo
	LAN_EXP-8010	Face is too small	Face is too small, and it shall cover over 1/3 of the photo
	LAN_EXP-8013	Face is too large or is not complete	Face is too large or position deviates (causing the face incomplete), exceeds the photo range
	LAN_EXP-8011	FaceSDK failed to extract features from the photo	Insufficient feature points extracting from the face
	LAN_EXP-8012	FaceSDK anomaly in extracting features from the photo	Insufficient feature points extracting from the face
	LAN_EXP-8014	Face reflection angle is too large	Side face or leaning head, face angle is too large
	LAN_EXP-8015	Light on face is too dark or too bright	Face on the photo is exposure or is too dark
	LAN_EXP-8016	Face resolution is too low	Face is blurred caused by movement, light, or pixel
	LAN_EXP-8017	Light on face is uneven	Light Intensity on the face is not even
Correct operation	LAN_SUS-0	Photo added successfully	Photo information is written into database successfully

4.7 Photos Query

Request data

Method	URL
POST	http://Device IP:8090/face/find

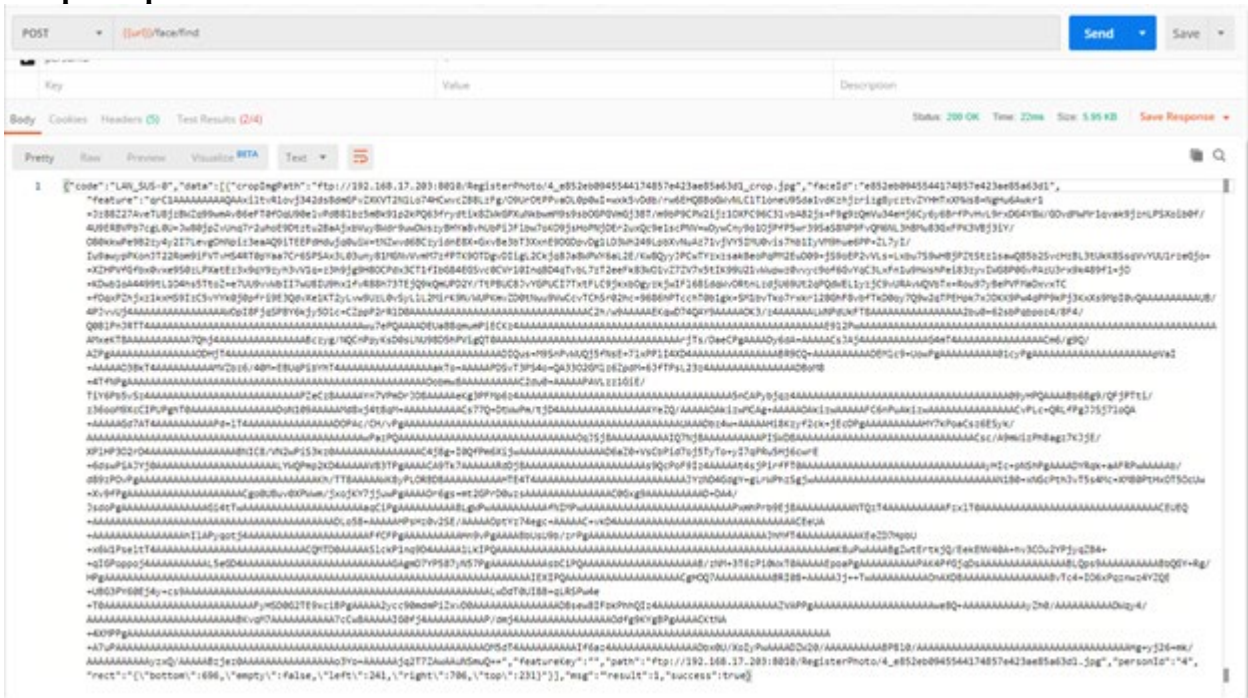
Header domain

Parameter	Description	Type	Required	Default	Additional explanation
Content-Type	Designate the request type of media	String	Y		application/x-www-form-urlencoded

Body domain

Parameter	Description	Type	Required	Default	Additional explanation
pass	Device password	String	Y		
personId	Photo ID	String	Y		Query all registration photos of this person
Base64Enable	base64 switch of on-site photos	int	N		1: Off (by default) 2: On

Example of postman



Example of return

```
{
  "code": "LAN_SUS-0",
  "data": [
    {
      "cropImgPath":
"ftp://192.168.19.73:8010/RegisterPhoto/170ed42886c14a4589a017637d0ff4a9_123_crop.jpg", //Path of sectional
drawing
      "faceId": "123",
      "feature": "qrC1AAAAAAAAA ==", //Characteristic value of base64, with omission here
      "SDKVersion": "general_2.0.10.0", //Version number of the algorithm
      "featureKey": "",
      "path": "ftp://192.168.19.73:8010/RegisterPhoto/170ed42886c14a4589a017637d0ff4a9_123.jpg",
//Photo path
      "personId": "170ed42886c14a4589a017637d0ff4a9", // id of photo belonging person
      "rect": "{\"bottom\":696,\"empty\":false,\"left\":241,\"right\":706,\"top\":231}" //Coordinate of face
frame
    },
    {
      "cropImgPath":
"ftp://192.168.19.73:8010/RegisterPhoto/170ed42886c14a4589a017637d0ff4a9_4e268a87099d46dfa59cd33a7586
3a03_crop.jpg",
      "faceId": "4e268a87099d46dfa59cd33a75863a03",
      "feature": "qrC1AAAAAAAAAQAASu+ Uug==",
      "featureKey": "",
      "path":
"ftp://192.168.19.73:8010/RegisterPhoto/170ed42886c14a4589a017637d0ff4a9_4e268a87099d46dfa59cd33a7586
3a03.jpg",
      "personId": "170ed42886c14a4589a017637d0ff4a9",
      "rect": "{\"bottom\":696,\"empty\":false,\"left\":241,\"right\":706,\"top\":231}"
    }
  ],
}
```

```

"msg": "Photo queried successfully",
"result": 1,
"success": true
}

```

Return specification

i Attention: When use GET request, parameter is put in url, “#” has special meaning in url, “#” and the character strings behind it are invalid, so, if “#” contained in id parameter content, will report anomaly error

Type	Code	msg	Reason of trigger
Common errors	LAN_EXP-1006	The XX method is not supported.	Method not matches with url
	LAN_EXP-1004	Device is disabled, please enable it first before operating	Device is disabled, reject this Interface
	LAN_EXP-1005	Device is busy, please try again later	Device is upgrading, setting network or in process of other tasks
	LAN_EXP-1003	Password not set for Interface services, please set password first	Device has not set password yet
	LAN_EXP-1001	Password error, please check its validity	pass value is not the device password
Parameter anomaly	LAN_EXP-1002	pass parameter anomaly	Wrong spelling of parameter name, parameter missing, incorrect parameter position in request, blank or carriage return in parameter name, parameter value anomaly
	LAN_EXP-3015	personId parameter anomaly	
Illegal parameters	LAN_EXP-3016	personId parameter cannot be null	Incoming content of personId is null
	LAN_EXP-4005	Person ID (personId) allows numbers 0~9 and English letters only, with the length limitation of 255	Illegal characters contained in personId
Other	LAN_EXP-3009	Person ID not exists, please call the Interface of personnel registration first	This personId is not in the personnel library
Correct operations	LAN_SUS-0	Photo queried successfully	All photo information of this personId returned successfully
	LAN_SUS-0	This person has no registration photos	This personId has 0 registration photo

4.8 Photo-taking Registration

Request data

Method	URL
POST	http://Device IP:8090/face/takeImg

Header domain

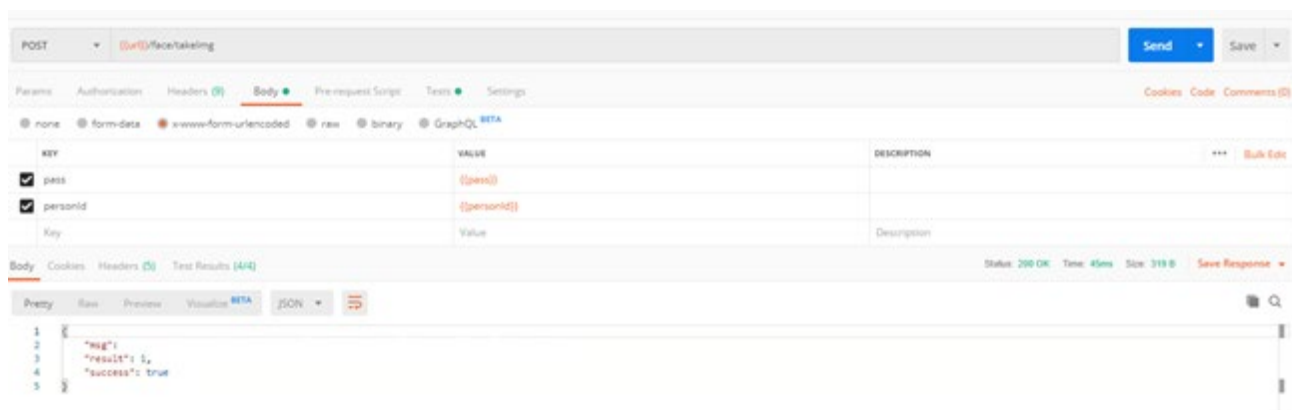
Parameter	Description	Type	Required	Default	Additional explanation
Content-Type	Designate the request type of media	String	Y		application/x-www-form-urlencoded

Body domain

Parameter	Description	Type	Required	Default	Additional explanation
pass	Device password	String	Y		

personId	Person ID	String	Y		<ul style="list-style-type: none"> Take photos for designated person ID Person ID must exist; if person ID not exists, cannot enter auto-capture mode Pass in -1 for personId, then will collect and upload captured photos only but will not add photos to corresponding person
----------	-----------	--------	---	--	---

Example of postman



Example of return

```
{
  "code": "LAN SUS-0",
  "msg": "Enabling photo-taking registration mode, captured photos can be queried according to personId after successful registration. Please complete the registration under guidance",
  "result": 1,
  "success": true
}
```

Return specification

Type	Code	msg	Reason of trigger
Common errors	LAN_EXP-1006	The XX method is not supported.	Method not matches with url
	LAN_EXP-1004	Device is disabled, please enable it first before operating	Device is disabled, reject this Interface
	LAN_EXP-1005	Device is busy, please try again later	Device is upgrading, setting network or in process of other tasks
	LAN_EXP-1003	Password not set for Interface services, please set password first	Device has not set password yet
	LAN_EXP-1001	Password error, please check its validity	pass value is not the device password
Parameter anomaly	LAN_EXP-1002	pass parameter anomaly	Wrong spelling of parameter name, parameter missing, incorrect parameter position in request, blank or carriage return in parameter name, parameter value anomaly
	LAN_EXP-3015	personId parameter anomaly	
Illegal parameters	LAN_EXP-3016	personId parameter cannot be null	Incoming content of personId is null
	LAN_EXP-4005	Person ID (personId) allows numbers 0~9 and English letters only, with the length limitation of 255	Illegal characters contained in personId
Others	LAN_EXP-4012	Registration photos already reach the max. number limit (3 photos)	There are already 3 registration photos (or features) for this personId

	LAN_EXP-3009	Person ID not exists, please call the Interface of personnel registration first	This personId is not in the personnel library
Correct operation	LAN_SUS-0	Enabling photo-taking registration mode, captured photos can be queried according to personId after successful registration. Please complete the registration under guidance	Device starts to carry out photo-taking command

4.9 Feature Registration

i Attention: Hisilicon versions will not support this function.

Request data

Method	URL
POST	http://Device IP:8090/face/featureReg

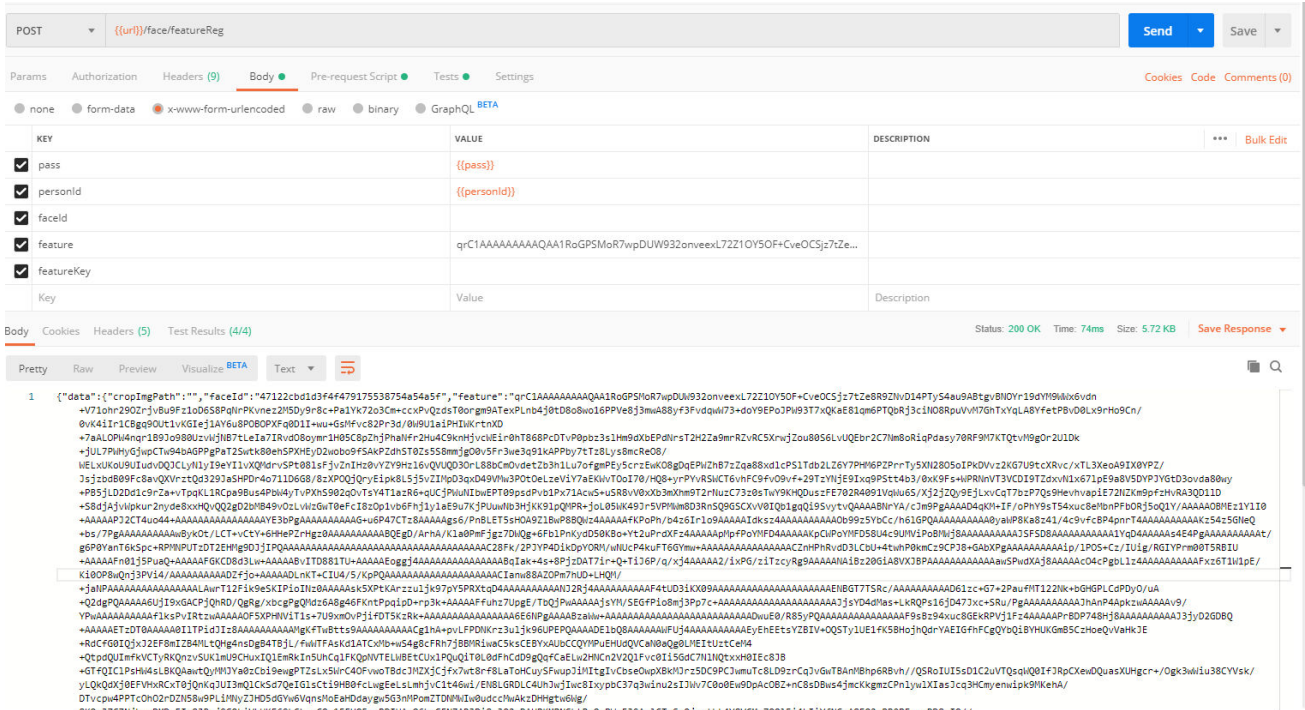
Header domain

Parameter	Description	Type	Required	Default	Additional explanation
Content-Type	Designate the request type of media	String	Y		application/x-www-form-urlencoded

Body domain

Parameter	Description	Type	Required	Default	Additional explanation
pass	Device password	String	Y		
personId	Person ID	String	Y		<ul style="list-style-type: none"> Register a feature for designated person ID Person ID must exist; if person id not exists, fail to add
faceId	Photo ID	String	Y		<ul style="list-style-type: none"> If incoming content of faceId is null, system will auto generate faceId and return it after successful feature registration If faceId exists, update the feature value When update photos, faceId is the exclusive mark
feature	Feature code	String	Y		<ul style="list-style-type: none"> Receive via call-back of photo registration, also obtain via photo query Interface Register a feature equals to register a photo Under each person ID, total number is 3, including features and photos
featureKey	Secretkey of feature	String	N		<ul style="list-style-type: none"> Receive via call-back of photo registration after feature registered Not verify compatible fields
SDKVersion	Version number of the algorithm	String	N		<p>Version number is the legality verification of registration features, which is suggested to pass in; if pass in null content, that means the algorithm version number of incoming features is the same as that of device.</p> <p>Notes: features with different versions cannot be in common use</p>

Example of postman



Example of return

```
{
  "code": "LAN SUS-0",
  "data": {
    "cropImagePath": "",
    "faceId": "47122cbd1d3f4f79175538754a54a5f",
    "feature": "qrC1AAAAAAAAAAQ==", //Characteristic value of base64, with omission here
    "SDKVersion": "general 2.0.10.0", //Version number of algorithm
    "featureKey": "",
    "path": "",
    "personId": "170ed42886c14a4589a017637d0ff4a9"
  },
  "msg": "Feature registered successfully",
  "result": 1,
  "success": true
}
```

Return specification

Type	Code	msg	Reason of trigger
Common errors	LAN_EXP-1006	The XX method is not supported.	Method not matches with url
	LAN_EXP-1004	Device is disabled, please enable it first before operating	Device is disabled, reject this Interface
	LAN_EXP-1005	Device is busy, please try again later	Device is upgrading, setting network or in process of other tasks
	LAN_EXP-1003	Password not set for Interface services, please set password first	Device has not set password yet
	LAN_EXP-1001	Password error, please check its validity	pass value is not the device password
Parameter anomaly	LAN_EXP-1002	pass parameter anomaly	Wrong spelling of parameter name, parameter missing, incorrect parameter position in request, blank or carriage
	LAN_EXP-3015	personId parameter anomaly	
	LAN_EXP-4002	faceId parameter anomaly	

	LAN_EXP-4021	feature parameter anomaly	return in parameter name, parameter value anomaly
Illegal parameters	LAN_EXP-3016	personId parameter cannot be null	Incoming content of personId is null
	LAN_EXP-4005	Person ID (personId) allows numbers 0~9 and English letters only, with the length limitation of 255	Illegal characters contained in personId
	LAN_EXP-4006	Photo ID (faceId) allows numbers 0~9 and English letters only, with the length limitation of 255	Illegal characters contained in faceId
	LAN_EXP-4022	Invalid feature, failed to register	Invalid feature value, failed to transform
Others	LAN_EXP-4012	Registration photos already reach the max. number limit (3 photos)	There are already 3 registration photos (or features) for this personId
	LAN_EXP-3009	Person ID not exists, please call the Interface of personnel registration first	This personId is not in the personnel library
	LAN_EXP-4007	Photo ID already exists, please call the deletion or update interface first	This faceId has already been used in photo library
	LAN_EXP-4024	Database anomaly, failed to register features	Database unknown anomaly
Correct operation	LAN_SUS-0	Feature registered successfully	Feature (Photo) information is written into database successfully

4.10 Registration Photos Clearance

Request data

Method	URL
POST	http://Device IP:8090/ face/deletePerson

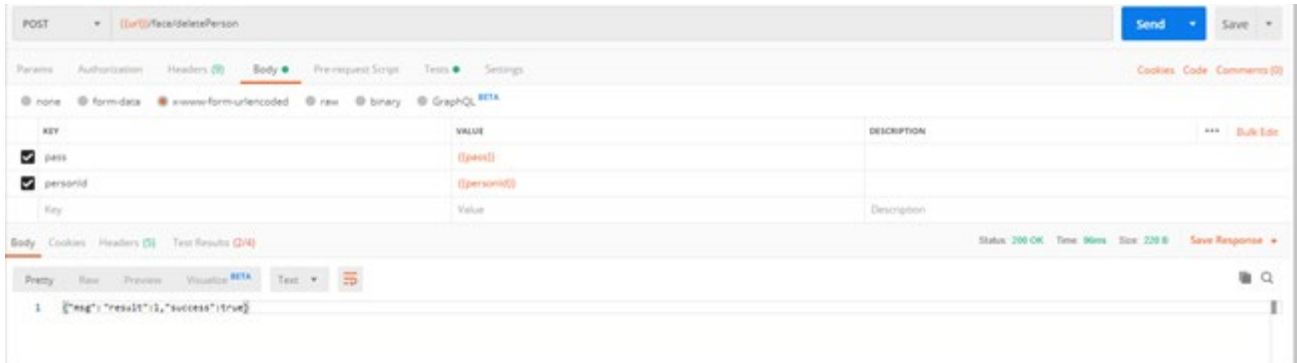
Header domain

Parameter	Description	Type	Required	Default	Additional explanation
Content-Type	Designate the request type of media	String	Y		application/x-www-form-urlencoded

Body domain

Parameter	Description	Type	Required	Default	Additional explanation
pass	Device password	String	Y		Call this Interface, all registered photo id of this person will be canceled, and delete all registration photos of this person stored in device simultaneously
personId	Person ID	String	Y		

Example of postman



Example of return

```
{
  "code": "LAN_SUS-0",
  "msg": "Photo cleared successfully",
  "result": 1,
  "success": true
}
```

Return specification

Type	Code	msg	Reason of trigger
Common errors	LAN_EXP-1006	The XX method is not supported.	Method not matches with url
	LAN_EXP-1004	Device is disabled, please enable it first before operating	Device is disabled, reject this Interface
	LAN_EXP-1005	Device is busy, please try again later	Device is upgrading, setting network or in process of other tasks
	LAN_EXP-1003	Password not set for Interface services, please set password first	Device has not set password yet
	LAN_EXP-1001	Password error, please check its validity	pass value is not the device password
Parameter anomaly	LAN_EXP-1002	pass parameter anomaly	Wrong spelling of parameter name, parameter missing, incorrect parameter position in request, blank or carriage return in parameter name, parameter value anomaly
	LAN_EXP-3015	personId parameter anomaly	
Illegal parameters	LAN_EXP-3016	personId parameter cannot be null	Incoming content of personId is null
	LAN_EXP-4005	Person ID (personId) allows numbers 0~9 and English letters only, with the length limitation of 255	Illegal characters contained in personId
	LAN_EXP-3009	Person ID not exists, please call the Interface of personnel registration first	This personId is not in the personnel library
	LAN_EXP-4025	Database anomaly	Failed to clear photos
Correct operations	LAN_SUS-0	Photo cleared successfully	All photo information of this personId cleared successfully
	LAN_SUS-0	This person has no registration photos	This personId has 0 registration photo

4.11 Similarity Comparison of Photos

Request data

Method	URL
POST	http://Device IP:8090/photoComparison

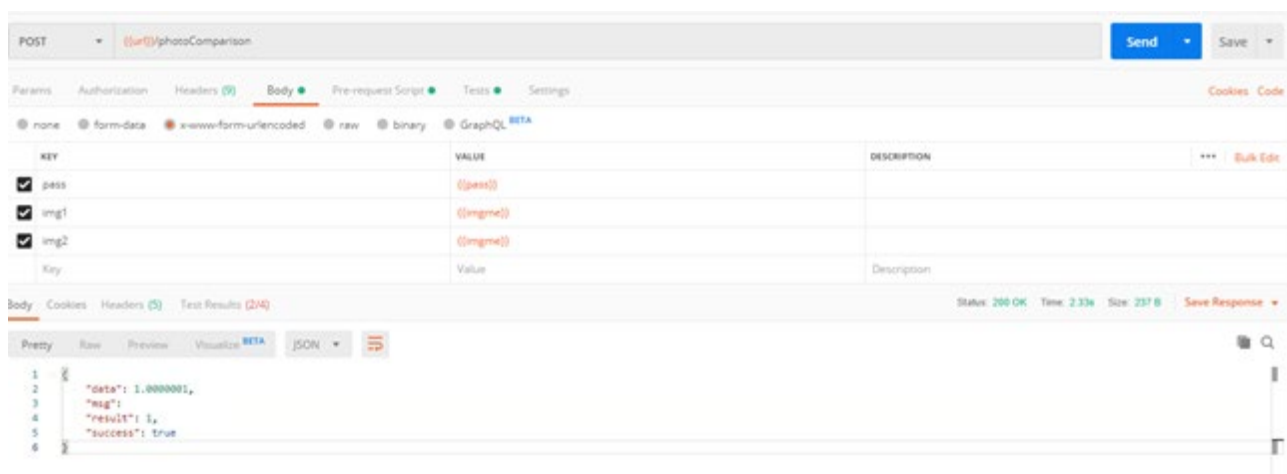
Header domain

Parameter	Description	Type	Required	Default	Additional explanation
Content-Type	Designate the request type of media	String	Y		application/x-www-form-urlencoded

Body domain

Parameter	Description	Type	Required	Default	Additional explanation
pass	Device password	String	Y		
img1	base64 coding of photo 1	String	Y		Without the header, for example: data:image/jpg;base64, Device will test the faces and compare the similarity between the incoming 2 photos
img2	base64 coding of photo 2	String	Y		

Example of postman



Example of return

```
{
  "code": "LAN SUS-0",
  "data": 1.0000001,
  "msg": "Photo compared successfully ",
  "result": 1,
  "success": true
}
```

Return specification

Type	Code	msg	Reason of trigger
Common errors	LAN_EXP-1006	The XX method is not supported.	Method not matches with url
	LAN_EXP-1004	Device is disabled, please enable it first before operating	Device is disabled, reject this Interface

	LAN_EXP-1005	Device is busy, please try again later	Device is upgrading, setting network or in process of other tasks
	LAN_EXP-1003	Password not set for Interface services, please set password first	Device has not set password yet
	LAN_EXP-1001	Password error, please check its validity	pass value is not the device password
Parameter anomaly	LAN_EXP-1002	pass parameter anomaly	Wrong spelling of parameter name, parameter missing, incorrect parameter position in request, blank or carriage return in parameter name, parameter value anomaly
	LAN_EXP-4026	img1 parameter anomaly	
	LAN_EXP-4027	img2 parameter anomaly	
Image anomaly/Failed to obtain	LAN_EXP-4028	img1 analysis anomaly	Device received the image but transcoding failed
	LAN_EXP-4029	img2 analysis anomaly	Device received the image but transcoding failed
img1 algorithm reports error	LAN_EXP-8006	No faces detected on img1	No faces detected on the photo
	LAN_EXP-8007	Multiple faces detected on img1	Multiple faces detected on the photo
img2 algorithm reports error	LAN_EXP-8006	No faces detected on img2	No faces detected on the photo
	LAN_EXP-8007	Multiple faces detected on img2	Multiple faces detected on the photo
Correct operation	LAN_SUS-0	Photo compared successfully	data: comparison result of the 2 photos

4.12 Incompatible (Force to Delete) Photos Query

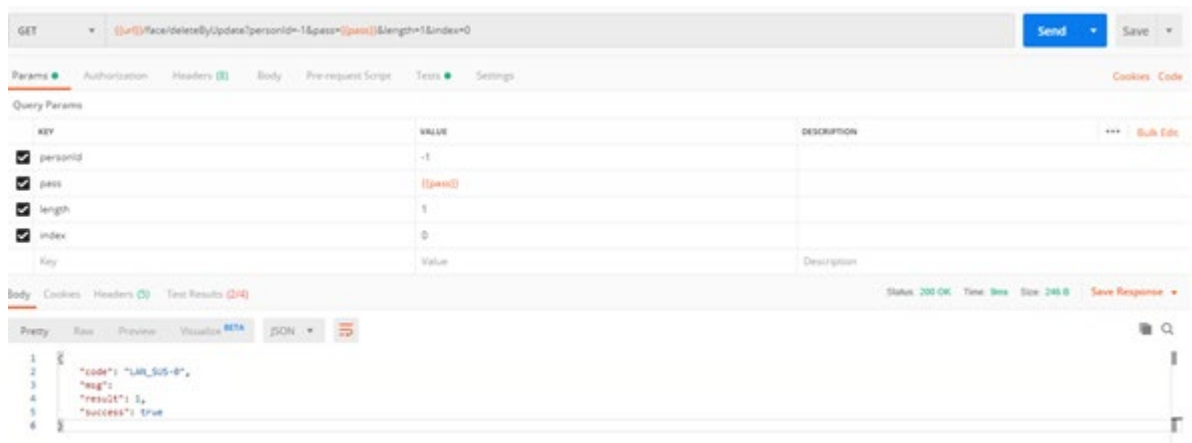
Request data

Method	URL
GET	http://Device IP:8090/face/deleteByUpdate

Query domain

Parameter	Description	Type	Required	Additional explanation
pass	Device password	String	Y	
personId	Person ID	String	Y	<ul style="list-style-type: none"> Query person of designated personId personId pass in -1, query all personnel
length	Max. number in each page	Int	N	<ul style="list-style-type: none"> Incoming value of length requires positive Integers between (0,1000]. If not pass in length, default value is 1000, return the recently-added 1000 people
index	Page	Int	N	Page starts from 0. Incoming value of the index must be less than total number of pages, for example: total page is 1, index can be 0 only

Example of postman



Example of return

```

{
  "code": "LAN_SUS-0",
  "data": {
    "pageInfo": {
      "index": 0, //Page. According to current page, starts from 0. When pass in -1 for personId, not pass in
      index and default is 0
      "length": 1000, //Max. number in each page, allowed range is (0,1000]. When pass in -1 for personId,
      not pass in length and default is 1000
      "size": 1, //Total number of pages. Index starts from 0
      "total": 3 //Total pieces of data, total number of registered personnel on device (without limitation of
      length)
    },
    "personInfos": [{
      "createTime": 1543662470492, //String, delete time of faceId (millisecond timestamp), subject to
      device time
      "faceId": "80fce9e44843442ebd597cd8462da069", //String, photo ID
      "id": 8, //Main key, no need to use
      "name": "Tom", //String, person name
      "personId": "Abc123" //String, Person ID
    }, {
      "createTime": 1543662463562,
      "faceId": "12345",
      "id": 7,
      "name": "Jack",
      "personId": "Abc123"
    }, {
      "createTime": 1543662459063,
      "faceId": "12345678",
      "id": 6,
      "name": "Jane",
      "personId": "123ab",
    }
  ]
},
"result": 1, //Interface called
"success": true //Queried personnel information returned successfully
}

```

Return specification

i Attention: When use GET and DELETE request, parameter will be put in url, “#” has special meaning in url, “#” and character strings behind are invalid; if pass in “#” for personId parameter, error will be reported

Type	Code	msg	Reason of trigger
Common errors	LAN_EXP-1006	The XX method is not supported.	Method not matches with url
	LAN_EXP-1004	Device is disabled, please enable it first before operating	Device is disabled, reject this Interface
	LAN_EXP-1005	Device is busy, please try again later	Device is upgrading, setting network or in process of other tasks
	LAN_EXP-1003	Password not set for Interface services, please set password first	Device has not set password yet
	LAN_EXP-1001	Password error, please check its validity	pass value is not the device password
Parameter anomaly	LAN_EXP-1002	pass parameter anomaly	Wrong spelling of parameter name, parameter missing, incorrect parameter position in request, blank or carriage return in parameter name, parameter value anomaly
	LAN_EXP-3015	personId parameter anomaly	
Illegal parameters	LAN_EXP-3016	personId parameter cannot be null	Incoming content of personId is null
	LAN_EXP-3017	Person ID (personId) allows numbers - 1, 0~9 and English letters only, with the length limitation of 255	Illegal characters contained in personId
Other	LAN_EXP-3009	Person ID not exists	This personId is not in the personnel library
Correct operations	LAN_SUS-0	Number of personnel in database is 0	No recognition records meet the query condition
	LAN_SUS-0	Queried successfully	Query operation is successful

V. Recognition Records

5.1 Recognition Records Query

Request data

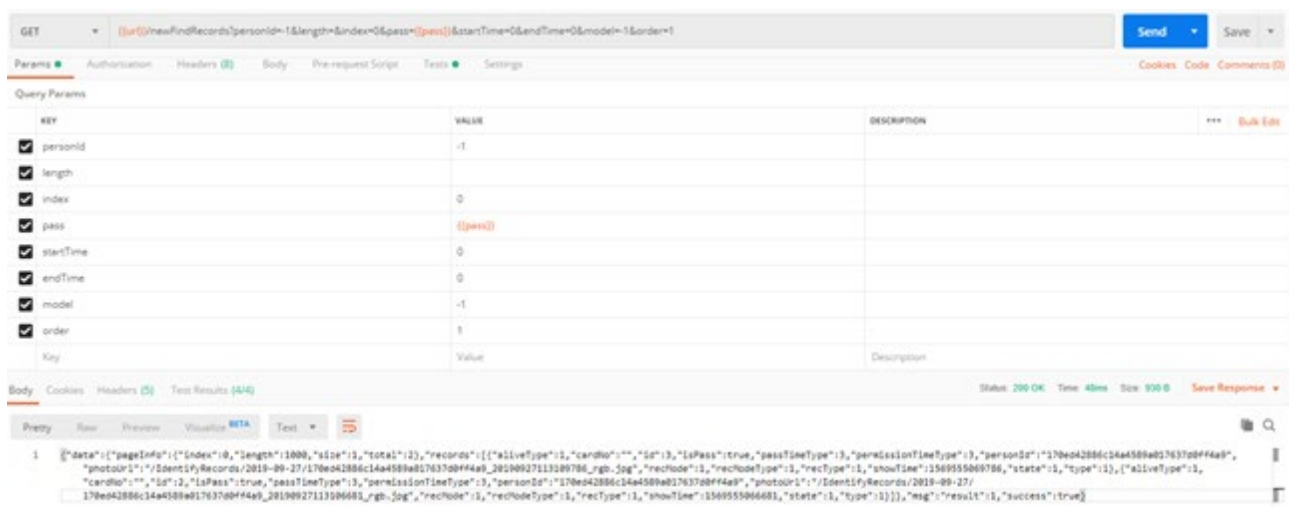
Method	URL
GET	http://Device IP:8090/newFindRecords

Query domain

Parameter	Description	Type	Required	Default	Additional explanation
pass	Device password	String	Y		
personId	Person ID	String	Y		<ul style="list-style-type: none"> Query personnel recognition records of designated id Pass in -1 to query recognition records of all personnel, including strangers Pass in STRANGERBABY to query all records of strangers/failed recognition Pass in IDCARD to query records of all face&card comparison

startTime	Start time of record	String	Y		<ul style="list-style-type: none"> • If not query via time, please pass in 0 respectively • If query via time, please follow the format (Year-Month-Day Hour:Minute:Second): • 2017-07-15 12:05:00
endTime	End time of record	String	Y		<ul style="list-style-type: none"> • If not query via time, please pass in 0 respectively • If query via time, please follow the format (Year-Month-Day Hour:Minute:Second): • 2017-07-15 12:05:00
length	Max. number in each page	Int	N	1000	<ul style="list-style-type: none"> • Passed-in value of length should be positive Integer between (0,1000] • If not pass in length value, default value will be 1000
model	Types of record	Int	N	-1	<ul style="list-style-type: none"> • -1: All types of recognition records • 0: Face recognition • 1: Face&Card double authentication (Face&Card-in-one) • 2: Face&Card comparison • 3: Card recognition • 4: Exit button • 5: Remote opening • 6: Password opening • 7: Face&Password double authentication • 8: Mask detection • 9: QR code opening • 10: Card & temperature measuring • 11: QR code recognition • 12: Card and password recognition • Not pass in model, default is -1
order	Sort order	String	N		<ul style="list-style-type: none"> • 1: Ascending order via time • Not pass in order, default as descending order via time • Pass in any value other than 1, then apply descending order
index	Page	Int	N		Page starts from 0
attendance	Attendance status info	Json	N		Attendance status info "attendance": {"attendanceId": 0,"attendanceStatus": "onDuty"} attendanceId: attendance status ID

Example of postman



Example of return

```

{
  "code": "LAN_SUS-0",
  "data": {
    "pageInfo": {
      "index": 0,
      "length": 1000,
      "size": 1,
      "total": 3
    },
    "records": [
      {
        "aliveType": 1, //Whether is live 1: Non-live 2: Live
        "cardNo": "362226199100", //Card number
        "id": 5,
        "identifyType": 1, //Type of recognition record, 1: Recognition success 2: Recognition failed
        "isImgDeleted": 0, //Whether to delete on-site photos, 0 Not delete, 1 Delete
        "isPass": true, //Whether have permission
        "model": 0, //0 Face recognition, 1 Face&Card, 3: Card recognition
        "name": "Jessi", //Name
        "passTimeType": 3, //Whether pass the passTime permission (1: Pass, 2: Not pass, 3: Not detect)
        "path": "ftp://192.168.18.17:8010/IdentifyRecords/2019-09-30/3_20190930150615865_rgb.jpg", //Connect ftp_Device IP, to access directly
        "permissionTimeType": 3, //Whether pass permissionTimeType permission (1: Pass, 2: Not pass, 3: Not detect)
        "personId": "3",
        "recModeType": 1, //Recognition mode judgement 1: Mode is correct 2: Mode is incorrect 3: Not judge, STRANGERBABY, IDCARDBABY will appear under this condition
        "recType": 1, //Recognition method 1: Local recognition 2: Cloud recognition
        "state": 1, //Whether call-back is success 0: Call-back failed, 1. Call-back success
        "time": 1569827175865, // Millisecond timestamp
        "type": 0 //0 Success/Within time period. 1 Insufficient permission, 2 Recognition failed
        "data": {
          "address": "No. xxx, xx County, xx City, Province",
          "birthday": "19951122", "compareResult": false, "createTime": 1600426322501, "id": 0, "idNum": "33108119000000000", "issuingOrgan": "XXX", "name": "XXX", "nation": "Han", "photoPath": "ftp://...", "sex": "Male", "usefulLife": "2012.02.12-2022.02.12"}
      }
    ]
  }
}

```

```

    }
  ]
},
"msg": "Queried successfully ",
"result": 1,
"success": true
}

```

Parameter	Description	Example	Essential
data	String	Remove the escape characters: <pre> { "address": " No. xxx, xx County, xx City, Province ", "birthday": "1995-11-22", "compareResult": false, "createTime": 1600426322501, "id": 0, "idNum": "33108119000000000", "issuingOrgan": "XXX", "name": "XXX", "nation": "Han", "photoPath": "ftp://...", "sex": "Male", "usefulLife": "2012.02.12-2022.02.12" } </pre>	Info on ID card address: Family address, birthday: Date of birth, compareResult: Result of comparison, createTime: Time of recognition, id: Non-sense, idNum: ID number, issuingOrgan: Place of issuing, name: Name, nation: Nationality, photoPath: Photo on ID card, sex: Gender, usefulLife: Validity of ID card

Return specification

i Attention: When use GET request, parameters are put in url, “#” has special meaning in url, “#” and character strings behind are invalid; if pass in “#” in id parameters, error will be reported

Type	Code	msg	Reason of trigger
Common errors	LAN_EXP-1006	The XX method is not supported.	Method not matches with url
	LAN_EXP-1004	Device is disabled, please enable it first before operating	Device is disabled, reject this Interface
	LAN_EXP-1005	Device is busy, please try again later	Device is upgrading, setting network or in process of other tasks
	LAN_EXP-1003	Password not set for Interface services, please set password first	Device has not set password yet
	LAN_EXP-1001	Password error, please check its validity	pass value is not the device password
Parameter anomaly	LAN_EXP-1002	pass parameter anomaly	Wrong spelling of parameter name, parameter missing, incorrect parameter position in request, blank or carriage return in parameter name, parameter value anomaly
	LAN_EXP-3015	personId parameter anomaly	
	LAN_EXP-3031	startTime parameter anomaly	
	LAN_EXP-3032	endTime parameter anomaly	

Illegal parameters	LAN_EXP-3033	startTime format error	startTime should be 0 or Year-Month-Day Hour:Minute:Second
	LAN_EXP-3034	endTime format error	endTime should be 0 or Year-Month-Day Hour:Minute:Second
	LAN_EXP-3035	endTime should be larger than startTime	endTime cannot be earlier than startTime
	LAN_EXP-5007	Illegal model parameter	model is the value other than -1, 0, 1, 2 and 3
	LAN_EXP-3016	personId parameter cannot be null	Incoming content of personId is null
	LAN_EXP-3017	Person ID (personId) allows numbers -1, 0~9 and English letters only, with the length limitation of 255	Illegal characters contained in personId
	LAN_EXP-3018	length of display quantities in each page is required as the positive Integers among (0, 1000]	$0 < \text{length} \leq 1000$ and length is Integer
	LAN_EXP-3019	Page index must be the Integer starts from 0, and be less than total number of pages. Total page: X	Total number of pages is at least 1, and the first page is 0; index=0 means the first page
Other	LAN_EXP-3009	Person ID not exists, please call the Interface of personnel registration first	This personId is not in the personnel library
Correct operations	LAN_SUS-0	Number of corresponding recognition records is 0	No recognition records meet query conditions
	LAN_SUS-0	Queried successfully	Recognition record queried successfully

5.2 Recognition Records Deletion

Request data

Method	URL
POST	http://Device IP:8090/newDeleteRecords

Header domain

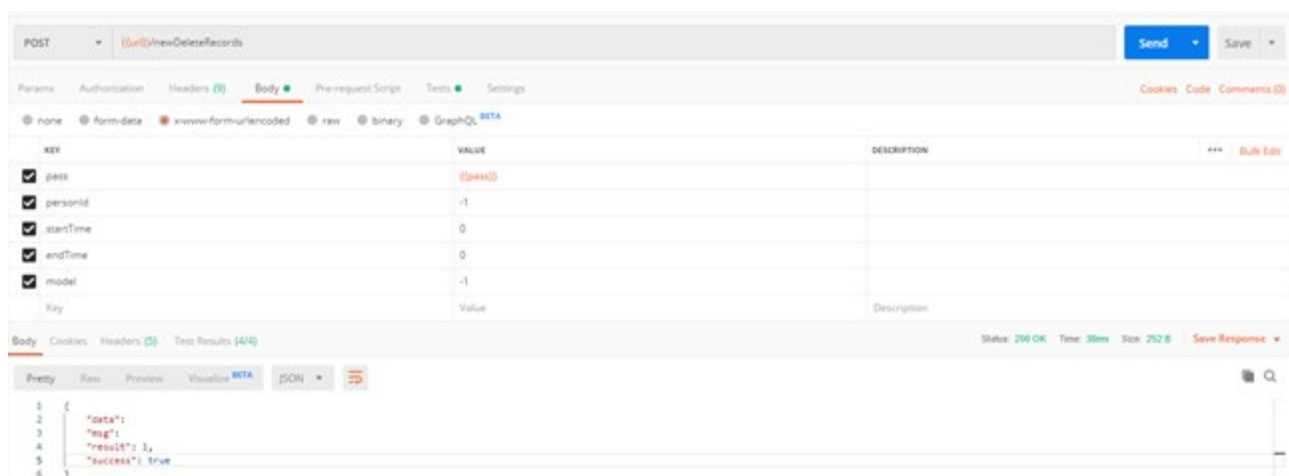
Parameter	Description	Type	Required	Default	Additional explanation
Content-Type	Designate the request type of media	String	Y		application/x-www-form-urlencoded

Body domain

Parameter	Description	Type	Required	Default	Additional explanation
-----------	-------------	------	----------	---------	------------------------

pass	Device password	String	Y		
personId	Person ID	String	Y		<ul style="list-style-type: none"> Delete recognition records of designated id Pass in -1 to delete recognition records of all personnel, including strangers Pass in STRANGERBABY to delete all stranger/failed recognition records Pass in IDCARD to delete all Face&Card comparison records
startTime	Start time of record	String	Y		<ul style="list-style-type: none"> To delete all face recognition records and on-site photos within time period Pass in 0 for startTime, and the default start time is the earliest record; pass in 0 for endTime, default end time is the latest record Format of pass-in time is (Year-Month-Day Hour:Minute:Second): 2017-07-15 12:05:00 To delete accurately, use unixtime
endTime	End time of record	String	Y		<ul style="list-style-type: none"> To delete all face recognition records and on-site photos within time period Pass in 0 for startTime, and the default start time is the earliest record; pass in 0 for endTime, default end time is the latest record Format of pass-in time is (Year-Month-Day Hour:Minute:Second): 2017-07-15 12:05:00 Use unixtime to delete accurately
model	Types of record	Int	N	-1	<ul style="list-style-type: none"> -1: All types of recognition records 0: Face recognition 1: Face&Card double authentication (Face&Card-in-one) 2: Face&Card comparison 3: Card recognition 4: Exit button 5: Remote opening 6: Password opening 7: Face&Password double authentication 8: Mask detection 9: QR code opening 10: Card&temperature measuring 11: QR code recognition 12: Card&password recognition Not pass in model, default is -1

Example of postman



Example of return

```
{
  "code": "LAN SUS-0",
  "data": "Number of recognition records to delete: 2",
  "msg": "Deleted successfully",
  "result": 1,
  "success": true
}
```

Return specification

Type	Code	msg	Reason of trigger
Common errors	LAN_EXP-1006	The XX method is not supported.	Method not matches with url
	LAN_EXP-1004	Device is disabled, please enable it first before operating	Device is disabled, reject this Interface
	LAN_EXP-1005	Device is busy, please try again later	Device is upgrading, setting network or in process of other tasks
	LAN_EXP-1003	Password not set for Interface services, please set password first	Device has not set password yet
	LAN_EXP-1001	Password error, please check its validity	pass value is not the device password
Parameter anomaly	LAN_EXP-1002	pass parameter anomaly	Wrong spelling of parameter name, parameter missing, incorrect parameter position in request, blank or carriage return in parameter name, parameter value anomaly
	LAN_EXP-3015	personId parameter anomaly	
	LAN_EXP-3031	startTime parameter anomaly	
	LAN_EXP-3032	endTime parameter anomaly	

Illegal parameters	LAN_EXP-3033	startTime format error	startTime should be 0 or Year-Month-Day Hour:Minute:Second
	LAN_EXP-3034	endTime format error	endTime should be 0 or Year-Month-Day Hour:Minute:Second
	LAN_EXP-3035	endTime should be larger than startTime	endTime cannot be earlier than startTime
	LAN_EXP-5007	Illegal model parameter	model is the value other than -1, 0, 1, 2 and 3
	LAN_EXP-3016	personId parameter cannot be null	Incoming content of personId is null
	LAN_EXP-3017	Person ID (personId) allows numbers -1, 0~9 and English letters only, with the length limitation of 255	Illegal characters contained in personId
Others	LAN_EXP-3009	Person ID not exists, please call the Interface of personnel registration first	This personId is not in the personnel library
	LAN_EXP-5013	Database anomaly, failed to delete recognition records	Database unknown anomaly
Correct operation	LAN_SUS-0	Deleted successfully "data": "Number of deleting recognition records: 1"	Deleted recognition records and on-site photos successfully

5.3 Recognition Records Deletion (via Unix Millisecond Timestamp)

Request data

Method	URL
POST	http://Device IP:8090//newDeleteRecordsByUnixTime

Header domain

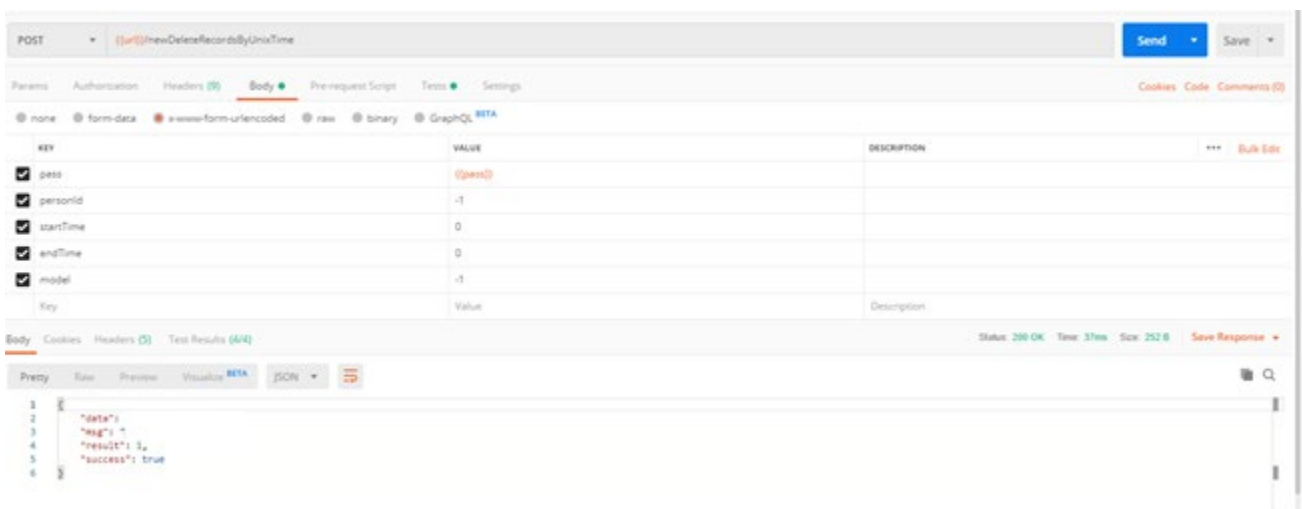
Parameter	Description	Type	Required	Default	Additional explanation
Content-Type	Designate the request type of media	String	Y		application/x-www-form-urlencoded

Body domain

Parameter	Description	Type	Required	Default	Additional explanation
pass	Device password	String	Y		
personId	Person ID	String	Y		<ul style="list-style-type: none"> Delete recognition records of designated id Pass in -1 to delete recognition records of all personnel, including strangers

					<ul style="list-style-type: none"> • Pass in STRANGERBABY to delete all stranger/failed recognition records • Pass in IDCARD to delete all Face&Card comparison records
startTime	Start time of record	String	Y		<ul style="list-style-type: none"> • Delete all face recognition records and on-site photos within time period • Pass in 0 for startTime, and the default start time is the earliest record; pass in 0 for endTime, default end time is the latest record • Format of pass-in time is: 1507773661000
endTime	End time of record	String	Y		<ul style="list-style-type: none"> • Delete all face recognition records and on-site photos within time period • Pass in 0 for startTime, and the default start time is the earliest record; pass in 0 for endTime, default end time is the latest record • Format of pass-in time is: 1507773661000
model	Types of record	Int	N	-1	<ul style="list-style-type: none"> • -1: All types of recognition records • 0: Face recognition • 1: Face&Card double authentication (Face&Card-in-one) • 2: Face&Card comparison • 3: Card recognition • 4: Exit button • 5: Remote opening • 6: Password opening • 7: Face&Password double authentication • 8: Mask detection • 9: QR code opening • 10: Card&temperature measuring • 11: QR code recognition • 12: Card&password recognition • Not pass in model, default is -1

Example of postman



Example of return

```
{
  "code": "LAN_SUS-0",
  "data": "Number of recognition records to delete:2",
  "msg": "Deleted successfully",
  "result": 1,
  "success": true
}
```

Return specification

Type	Code	msg	Reason of trigger
Common errors	LAN_EXP-1006	The XX method is not supported.	Method not matches with url
	LAN_EXP-1004	Device is disabled, please enable it first before operating	Device is disabled, reject this Interface
	LAN_EXP-1005	Device is busy, please try again later	Device is upgrading, setting network or in process of other tasks
	LAN_EXP-1003	Password not set for Interface services, please set password first	Device has not set password yet
	LAN_EXP-1001	Password error, please check its validity	pass value is not the device password
Parameter anomaly	LAN_EXP-1002	pass parameter anomaly	Wrong spelling of parameter name, parameter missing, incorrect parameter position in request, blank or carriage return in parameter name, parameter value anomaly
	LAN_EXP-3015	personId parameter anomaly	
	LAN_EXP-3031	startTime parameter anomaly	
	LAN_EXP-3032	endTime parameter anomaly	
Illegal parameters	LAN_EXP-3033	startTime format error	startTime should be 0 or Year-Month-Day Hour:Minute:Second
	LAN_EXP-3034	endTime format error	endTime should be 0 or Year-Month-Day Hour:Minute:Second
	LAN_EXP-3035	endTime should be larger than startTime	endTime cannot be earlier than startTime
	LAN_EXP-5007	Illegal model parameter	model is the value other than -1, 0, 1, 2 and 3
	LAN_EXP-3016	personId parameter cannot be null	Incoming content of personId is null

	LAN_EXP-3017	Person ID (personId) allows numbers -1, 0~9 and English letters only, with the length limitation of 255	Illegal characters contained in personId
Others	LAN_EXP-3009	Person ID not exists, please call the Interface of personnel registration first	This personId is not in the personnel library
	LAN_EXP-5013	Database anomaly, failed to delete recognition records	Database unknown anomaly
Correct operation	LAN_SUS-0	Deleted successfully "data": "Number of deleting recognition records: 1"	Recognition records and on-site photos deleted successfully

5.4 Face Recognition Records Query

Request data

Method	URL
GET	http://Device IP:8090/ findRecords

Query domain

Parameter	Description	Type	Required	Default	Additional explanation
pass	Device password	String	Y		
personId	Person ID	String	Y		<ul style="list-style-type: none"> Query recognition records of designated id Pass in -1 to query recognition records of all personnel, including strangers Pass in STRANGERBABY to query all stranger/failed recognition records
startTime	Starttime of record	String	Y		<ul style="list-style-type: none"> If not query by time, please pass in 0 If query by time, please follow the format (Year-Month-Day Hour:Minute:Second): 2017-07-15 12:05:00
endTime	Endtime of record	String	Y		<ul style="list-style-type: none"> If not query by time, please pass in 0 If query by time, please follow the format (Year-Month-Day Hour:Minute:Second): 2017-07-15 12:05:00
length	Max. number in each page	Int	Y		<ul style="list-style-type: none"> Pass in -1, not paging If not pass in -1, make sure is larger than 0
index	Page	Int	Y		Page, starts from 0

Example of postman

The screenshot shows a Postman interface for a GET request. The URL is `http://localhost:8080/IdentifyRecords/personId=-1&length=1&index=0&pass={{pass}}&startTime=0&endTime=0`. The query parameters are:

KEY	VALUE	DESCRIPTION
personId	-1	
length	1	
index	0	
pass	{{pass}}	
startTime	0	
endTime	0	

The response is a JSON object:

```

1 { "data": { "pageInfo": { "index": 0, "length": 1, "size": 1, "total": 3 }, "records": [
  { "aliveType": 1, "cardNo": "362226199100", "id": 5, "identifyType": 1, "isImgDeleted": 0, "isPass": true, "model": 0, "name": "Jane", "passTimeType": 3, "path": "ftp://192.168.18.17:8010/IdentifyRecords/2019-09-30/3 20190930150615865 rgb.jpg", "permissionTimeType": 3, "personId": "3", "recModeType": 1, "recType": 1, "state": 1, "time": 1569827175865, "type": 0 } ] }, "msg": "Queried successfully", "result": 1, "success": true }

```

Example of return

```

{
  "code": "LAN_SUS-0",
  "data": {
    "pageInfo": {
      "index": 0,
      "length": 1000,
      "size": 1,
      "total": 3
    },
    "records": [
      {
        "aliveType": 1, //Whether is live or not 1: Non-live 2: Live
        "cardNo": "362226199100", //Card number
        "id": 5,
        "identifyType": 1, //Type of recognition record, 1: Recognition success 2: Recognition failed
        "isImgDeleted": 0, //Whether to delete on-site photos, 0 Not delete, 1 Delete
        "isPass": true, //Whether have permission
        "model": 0, //0 Face recognition, 1 Face&Card, 3 Card recognition
        "name": "Jane", //Name
        "passTimeType": 3, // Whether pass the passTime permission (1: Pass, 2: Not pass, 3: Not
detect)
        "path": "ftp://192.168.18.17:8010/IdentifyRecords/2019-09-
30/3 20190930150615865 rgb.jpg", // Connect ftp Device IP, to access directly
        "permissionTimeType": 3, // Whether pass permissionTimeType permission (1: Pass, 2: Not
pass, 3: Not detect)
        "personId": "3",
        "recModeType": 1, // Recognition mode judgement 1: Mode is correct 2: Mode is incorrect
3:Not judge, STRANGERBABY, IDCARDBABY will appear under this condition
        "recType": 1, // Recognition method 1: Local recognition 2: Cloud recognition
        "state": 1, // Whether call-back is success 0: Call-back failed, 1. Call-back success
        "time": 1569827175865, // Millisecond timestamp
        "type": 0 //0 Success/Within time period. 1 Insufficient permission, 2 Recognition failed
      }
    ]
  },
  "msg": "Queried successfully",
  "result": 1,
  "success": true
}

```



```
}

```

Return specification

i Attention: When use GET request, parameters are put in the url, “#” has special meaning in url, “#” and the character strings behind it are invalid, if pass in “#” for id parameters, error will be reported

Type	Code	msg	Reason of trigger
Common errors	LAN_EXP-1006	The XX method is not supported.	Method not matches with url
	LAN_EXP-1004	Device is disabled, please enable it first before operating	Device is disabled, reject this Interface
	LAN_EXP-1005	Device is busy, please try again later	Device is upgrading, setting network or in process of other tasks
	LAN_EXP-1003	Password not set for Interface services, please set password first	Device has not set password yet
	LAN_EXP-1001	Password error, please check its validity	pass value is not the device password
Parameter anomaly	LAN_EXP-1002	pass parameter anomaly	Wrong spelling of parameter name, parameter missing, incorrect parameter position in request, blank or carriage return in parameter name, parameter value anomaly
	LAN_EXP-3015	personId parameter anomaly	
	LAN_EXP-5016	length parameter anomaly	
	LAN_EXP-5017	index parameter anomaly	
	LAN_EXP-3031	startTime parameter anomaly	
	LAN_EXP-3032	endTime parameter anomaly	
Illegal parameters	LAN_EXP-3033	startTime format error	startTime should be 0 or Year-Month-Day Hour:Minute:Second
	LAN_EXP-3034	endTime format error	endTime should be 0 or Year-Month-Day Hour:Minute:Second
	LAN_EXP-3035	endTime should be larger than startTime	endTime cannot be earlier than startTime
	LAN_EXP-3016	personId parameter cannot be null	Incoming content of personId is null
	LAN_EXP-3017	Person ID (personId) allows numbers -1, 0~9 and English letters only, with the length limitation of 255	Illegal characters contained in personId
	LAN_EXP-3018	length of display quantities in each page is required as the positive Integers among (0, 1000]	length must be positive Integer larger than 0

	LAN_EXP-3019	Page index is the Integer starts from 0 and must be smaller than the total page. Total pages: X	Total page is at least 1, and the first page is 0; index=0, means the first page
Other	LAN_EXP-3009	Person ID not exists, please call the Interface of personnel registration first	This personId is not in the personnel library
Correct operations	LAN_SUS-0	Number of recognition records corresponds to this query condition is 0	No recognition records meet the query condition
	LAN_SUS-0	Queried successfully	Face recognition record queried successfully

5.5 Face Recognition Records Deletion

Request data

Method	URL
POST	http://Device IP:8090/deleteRecords

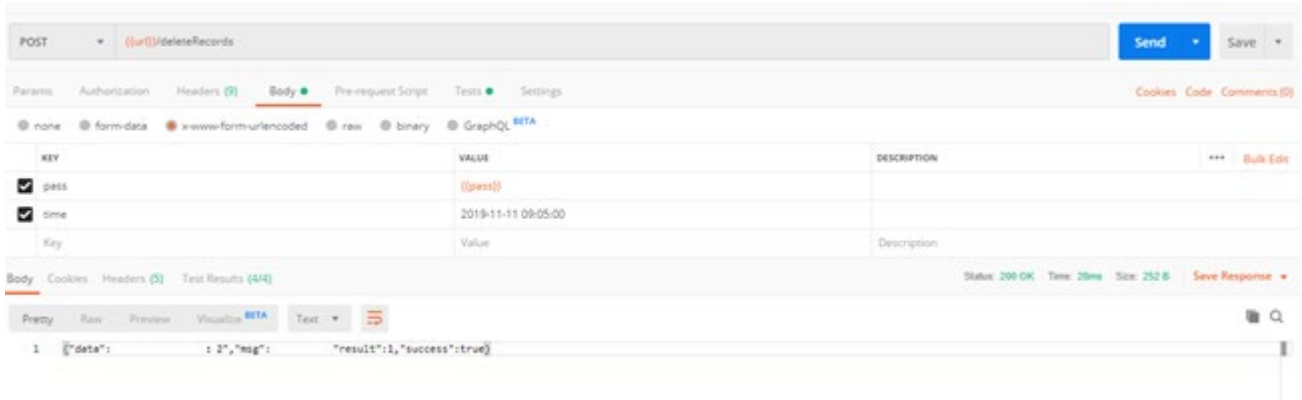
Header domain

Parameter	Description	Type	Required	Default	Additional explanation
Content-Type	Designate the request type of media	String	Y		application/x-www-form-urlencoded

Body domain

Parameter	Description	Type	Required	Default	Additional explanation
pass	Device password	String	Y		
time	Endtime of record	String	Y		<ul style="list-style-type: none"> To delete all face recognition records and on-site photos within time period Format of pass-in time is (Year-Month-Day Hour:Minute:Second): 202017-07-15 12:05:00

Example of postman



Example of return

```
{
  "code": "LAN_SUS-0",
  "data": "Number of recognition records to delete: 2",
  "msg": "Deleted successfully",
  "result": 1,
  "success": true
}
```

Return specification

Type	Code	msg	Reason of trigger
Common errors	LAN_EXP-1006	The XX method is not supported.	Method not matches with url
	LAN_EXP-1004	Device is disabled, please enable it first before operating	Device is disabled, reject this Interface
	LAN_EXP-1005	Device is busy, please try again later	Device is upgrading, setting network or in process of other tasks
	LAN_EXP-1003	Password not set for Interface services, please set password first	Device has not set password yet
	LAN_EXP-1001	Password error, please check its validity	pass value is not the device password
Parameter anomaly	LAN_EXP-1002	pass parameter anomaly	Wrong spelling of parameter name, parameter missing, incorrect parameter position in request, blank or carriage return in parameter name, parameter value anomaly
	LAN_EXP-2051	time parameter anomaly	
Illegal parameters	LAN_EXP-3029	time format error	time should be 0 or Year-Month-Day Hour:Minute:Second
	LAN_EXP-3038	time parameter cannot be null	Incoming time parameter is null
Correct operation	LAN_SUS-0	Deleted successfully	Recognition records and on-site photos deleted successfully

5.6 Face Recognition Records Deletion (via Unix Millisecond Timestamp)

Request data

Method	URL
POST	http://Device IP:8090/ deleteRecordsByUnixTime

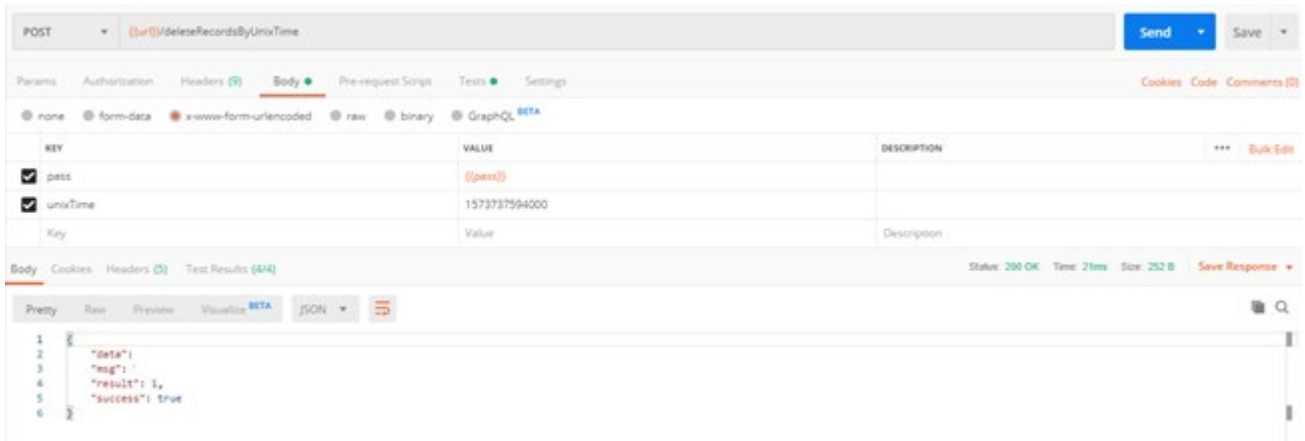
Header domain

Parameter	Description	Type	Required	Default	Additional explanation
Content-Type	Designate the request type of media	String	Y		application/x-www-form-urlencoded

Body domain

Parameter	Description	Type	Required	Default	Additional explanation
pass	Device password	String	Y		
unixTime	Endtime of record	String	Y		<ul style="list-style-type: none"> To delete all face recognition records and on-site photos before the uploading date and time Format of pass-in time is: 1507773661000

Example of postman



Example of return

```
{
  "code": "LAN_SUS-0",
  "data": "Number of recognition records to delete: 2",
  "msg": "Deleted successfully",
  "result": 1,
  "success": true
}
```

Return specification

Type	Code	msg	Reason of trigger
Common errors	LAN_EXP-1006	The XX method is not supported.	Method not matches with url
	LAN_EXP-1004	Device is disabled, please enable it first before operating	Device is disabled, reject this Interface

	LAN_EXP-1005	Device is busy, please try again later	Device is upgrading, setting network or in process of other tasks
	LAN_EXP-1003	Password not set for Interface services, please set password first	Device has not set password yet
	LAN_EXP-1001	Password error, please check its validity	pass value is not the device password
Parameter anomaly	LAN_EXP-1002	pass parameter anomaly	Wrong spelling of parameter name, parameter missing, incorrect parameter position in request, blank or carriage return in parameter name, parameter value anomaly
	LAN_EXP-5014	unixTime parameter anomaly	
Illegal parameters	LAN_EXP-5015	unixTime format error	unixTime should be millisecond timestamp
	LAN_EXP-5018	unixTime parameter cannot be null	Incoming unixTime parameter is null
Correct operation	LAN_SUS-0	Deleted successfully	Recognition records and on-site photos deleted successfully

5.7 Card Recognition Records Query

Request data

Method	URL
GET	http://Device IP:8090/ findICRecords

Query domain

Parameter	Description	Type	Required	Default	Additional explanation
pass	Device password	String	Y		
personId	Person ID	String	Y		<ul style="list-style-type: none"> Query recognition records of designated id Pass in -1 to query recognition records of all personnel, including strangers Pass in card that is failed to be recognized, no card recognition record will be generated
startTime	Starttime of record	String	Y		<ul style="list-style-type: none"> If not query by time, please pass in 0 If query by time, please follow the format (Year-Month-Day Hour:Minute:Second): 2017-07-15 12:05:00
endTime	Endtime of record	String	Y		<ul style="list-style-type: none"> If not query by time, please pass in 0 If query by time, please follow the format (Year-Month-Day Hour:Minute:Second): 2017-07-15 12:05:00
length	Max. number in each page	Int	Y		<ul style="list-style-type: none"> Pass in -1, not paging If not pass in -1, make sure that is larger than 0
index	Page	Int	Y		Page starts from 0

Example of postman

The screenshot shows a Postman interface for a GET request. The URL is `http://localhost:8080/IdentifyRecords?personId=1&length=10&index=0&pass=[[pass]]&startTime=0&endTime=0`. The query parameters are listed in a table:

KEY	VALUE	DESCRIPTION
personId	1	
length	10	
index	0	
pass	[[pass]]	
startTime	0	
endTime	0	

The response body is shown in JSON format:

```
{
  "data": {
    "pageInfo": {
      "index": 0,
      "length": 10,
      "size": 1,
      "total": 3
    },
    "records": [
      {
        "aliveType": 1,
        "cardNo": "362226199100",
        "id": 5,
        "identifyType": 1,
        "isImgDeleted": 0,
        "isPass": true,
        "model": 0,
        "name": "Jessi",
        "passTimeType": 3,
        "permissionTimeType": 3,
        "path": "ftp://192.168.18.17:8010/IdentifyRecords/2019-09-30/3 20190930150615865 rgb.jpg",
        "personId": "3",
        "recModeType": 1,
        "recType": 1,
        "state": 1,
        "time": 1569827175865,
        "type": 0
      }
    ]
  },
  "msg": "Queried successfully",
  "result": 1
}
```

Example of return

```
{
  "code": "LAN_SUS-0",
  "data": {
    "pageInfo": {
      "index": 0,
      "length": 1000,
      "size": 1,
      "total": 3
    },
    "records": [
      {
        "aliveType": 1, //Whether is live 1: Non-live 2: Live
        "cardNo": "362226199100", //Card number
        "id": 5,
        "identifyType": 1, //Type of recognition record, 1: Recognition success 2: Recognition failed
        "isImgDeleted": 0, //Whether to delete on-site photos, 0 Not delete, 1 Delete
        "isPass": true, //Whether have permission
        "model": 0, //0 Face recognition, 1 Face&Card, 3: Card recognition
        "name": "Jessi", //Name
        "passTimeType": 3, //Whether pass the passTime permission (1: Pass, 2: Not pass, 3: Not
detect)
        "permissionTimeType": 3, //Whether pass the permissionTime permission (1: Pass, 2: Not
pass, 3: Not detect)
        "path": "ftp://192.168.18.17:8010/IdentifyRecords/2019-09-
30/3 20190930150615865 rgb.jpg", //Connect ftp Device IP, to access directly
        "personId": "3",
        "recModeType": 1, //Recognition mode judgement 1: Mode is correct 2: Mode is incorrect 3:
Not judge, STRANGERBABY, IDCARDBABY will appear under this condition
        "recType": 1, //Recognition method 1: Local recognition 2: Cloud recognition
        "state": 1, //Whether call-back is success 0: Call-back failed, 1. Call-back success
        "time": 1569827175865, //Millisecond timestamp
        "type": 0 //0 Success/Within time period. 1 No permission, 2 Recognition failed
      }
    ]
  },
  "msg": "Queried successfully",
  "result": 1,
}
```

```
"success": true
}
```

Return specification

i Attention: When use GET request, parameters are put in the url, “#” has special meaning in url, “#” and the character strings behind it are invalid, if pass in “#” for id parameters, error will be reported

Type	Code	msg	Reason of trigger
Common errors	LAN_EXP-1006	The XX method is not supported.	Method not matches with url
	LAN_EXP-1004	Device is disabled, please enable it first before operating	Device is disabled, reject this Interface
	LAN_EXP-1005	Device is busy, please try again later	Device is upgrading, setting network or in process of other tasks
	LAN_EXP-1003	Password not set for Interface services, please set password first	Device has not set password yet
	LAN_EXP-1001	Password error, please check its validity	pass value is not the device password
Parameter anomaly	LAN_EXP-1002	pass parameter anomaly	Wrong spelling of parameter name, parameter missing, incorrect parameter position in request, blank or carriage return in parameter name, parameter value anomaly
	LAN_EXP-3015	personId parameter anomaly	
	LAN_EXP-5016	length parameter anomaly	
	LAN_EXP-5017	index parameter anomaly	
	LAN_EXP-3031	startTime parameter anomaly	
	LAN_EXP-3032	endTime parameter anomaly	
Illegal parameters	LAN_EXP-3033	startTime format error	startTime should be 0 or Year-Month-Day Hour:Minute:Second
	LAN_EXP-3034	endTime format error	endTime should be 0 or Year-Month-Day Hour:Minute:Second
	LAN_EXP-3035	endTime should be later than startTime	endTime cannot be earlier than startTime
	LAN_EXP-3016	personId parameter cannot be null	Incoming content of personId is null
	LAN_EXP-3017	Person ID (personId) allows numbers -1, 0~9 and English letters only, with the length limitation of 255	Illegal characters contained in personId
	LAN_EXP-3018	length of display quantities in each page is required as the positive Integers among (0, 1000]	length must be positive Integer larger than 0

	LAN_EXP-3019	Page index is the Integer starts from 0 and must be smaller than the total page. Total pages: X	Total page is at least 1, and the first page is 0; index=0, means the first page
Other	LAN_EXP-3009	Person ID not exists, please call the Interface of personnel registration first	This personId is not in the personnel library
Correct operations	LAN_SUS-0	Number of recognition records corresponds to this query condition is 0	No recognition records meet the query condition
	LAN_SUS-0	Queried successfully	Face recognition record queried successfully

5.8 Card Recognition Records Deletion

Request data

Method	URL
POST	http://Device IP:8090/ deleteICRecords

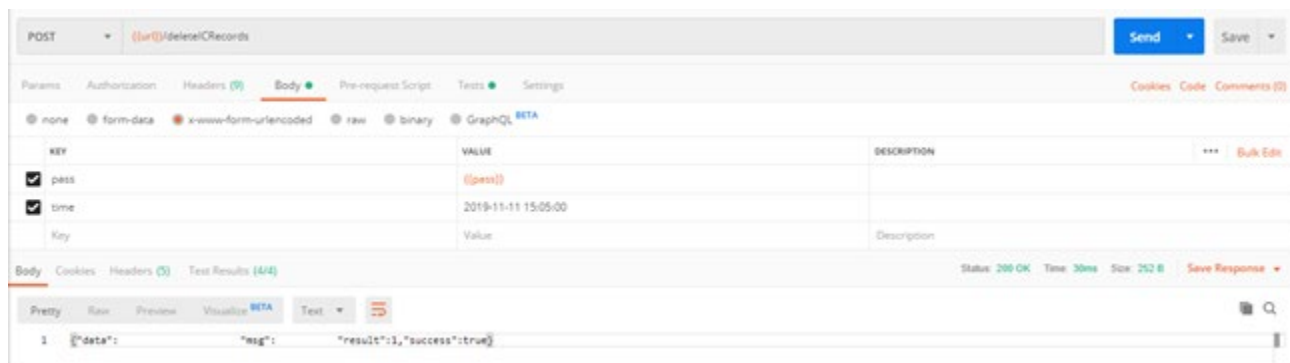
Header domain

Parameter	Description	Type	Required	Default	Additional explanation
Content-Type	Designate request type of media	String	Y		application/x-www-form-urlencoded

Body domain

Parameter	Description	Type	Required	Default	Additional explanation
pass	Device password	String	Y		
time	Timeline	String	Y		<ul style="list-style-type: none"> To delete all card recognition records before passing date and time Pass-in time format is (Year-Month-Day Hour:Minute:Second): 202017-07-15 12:05:00

Example of postman



Example of return

```
{
  "code": "LAN_SUS-0",
  "data": "Number of recognition records to delete: 2",
```



```

"msg": "Deleted successfully",
"result": 1,
"success": true
}

```

Return specification

Type	Code	msg	Reason of trigger
Common errors	LAN_EXP-1006	The XX method is not supported.	Method not matches with url
	LAN_EXP-1004	Device is disabled, please enable it first before operating	Device is disabled, reject this Interface
	LAN_EXP-1005	Device is busy, please try again later	Device is upgrading, setting network or in process of other tasks
	LAN_EXP-1003	Password not set for Interface services, please set password first	Device has not set password yet
	LAN_EXP-1001	Password error, please check its validity	pass value is not the device password
Parameter anomaly	LAN_EXP-1002	pass parameter anomaly	Wrong spelling of parameter name, parameter missing, incorrect parameter position in request, blank or carriage return in parameter name, parameter value anomaly
	LAN_EXP-2051	time parameter anomaly	
Illegal parameters	LAN_EXP-3029	time format error	time should be 0 or Year-Month-Day Hour:Minute:Second
	LAN_EXP-3038	time parameter cannot be null	Incoming time parameter is null
Correct operation	LAN_SUS-0	Deleted successfully	Card recognition records deleted successfully

5.9 Card Recognition Records Deletion (via Unix Millisecond Timestamp)

Request data

Method	URL
POST	http://Device IP:8090/ deleteICRecordsByUnixTime

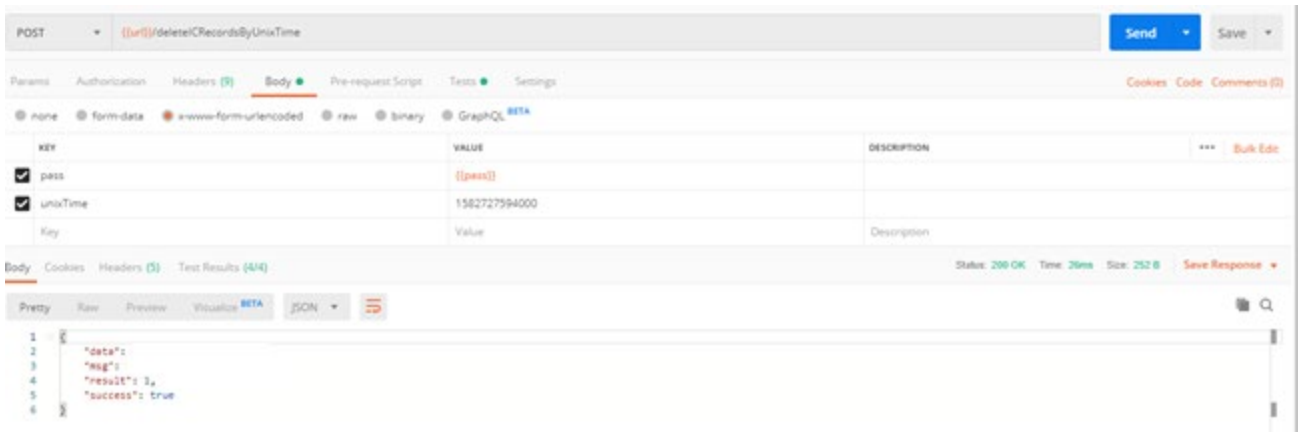
Header domain

Parameter	Description	Type	Required	Default	Additional explanation
Content-Type	Designate the request type of media	String	Y		application/x-www-form-urlencoded

Body domain

Parameter	Description	Type	Required	Default	Additional explanation
pass	Device password	String	Y		
unixTime	Endtime of record	String	Y		To delete all card recognition records before passing date and time Pass-in time format is: 1507773661000

Example of postman



Example of return

```
{
  "data": "Number of recognition records to delete: 1",
  "msg": "Deleted successfully",
  "result": 1,
  "success": true
}
```

Return specification

Type	Code	msg	Reason of trigger
Common errors	LAN_EXP-1006	The XX method is not supported.	Method not matches with url
	LAN_EXP-1004	Device is disabled, please enable it first before operating	Device is disabled, reject this Interface
	LAN_EXP-1005	Device is busy, please try again later	Device is upgrading, setting network or in process of other tasks
	LAN_EXP-1003	Password not set for Interface services, please set password first	Device has not set password yet
	LAN_EXP-1001	Password error, please check its validity	pass value is not the device password
Parameter anomaly	LAN_EXP-1002	pass parameter anomaly	Wrong spelling of parameter name, parameter missing, incorrect parameter position in request, blank or carriage return in parameter name, parameter value anomaly
	LAN_EXP-5014	unixTime parameter anomaly	
Illegal parameters	LAN_EXP-5015	unixTime format error	unixTime should be millisecond timestamp
	LAN_EXP-5018	unixTime parameter cannot be null	Incoming unixTime parameter is null
Correct operation	LAN_SUS-0	Deleted successfully	Card recognition records deleted successfully

VI. Heartbeat Mechanism

Attention: All Hisilicon devices support this mechanism, and several versions of Android devices support it.

Call the LAN device interface in public network via the following 3 interfaces.

Operating Steps:

Step 1:

Device can query the server in every 1min via Device Heartbeat Call-back Interface. The server will return the value of true or false to the Device Heartbeat Call-back Interface. true: the task will be transferred to the URL Interface of Obtaining Tasks; false: judge as no tasks, no need to process.

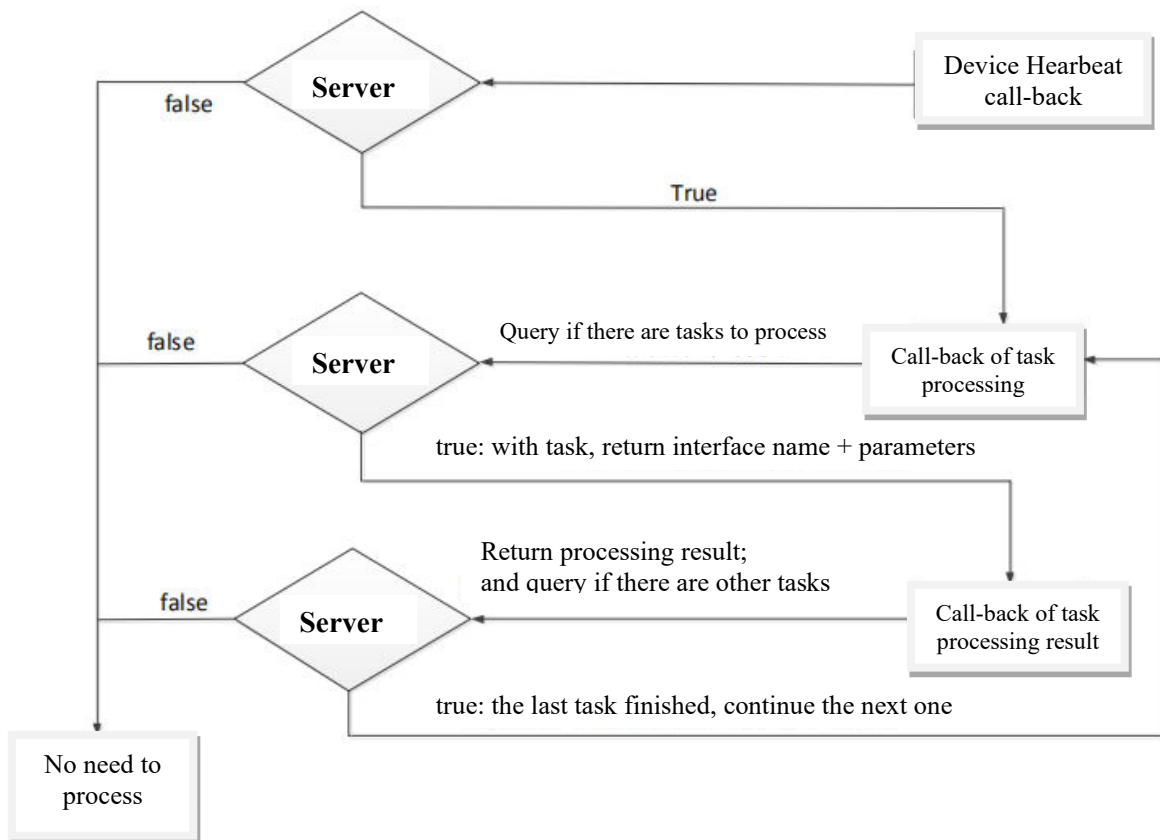
Step 2:

When the device receives the true value via Heartbeat call-back interface, call the URL Interface of Obtaining Tasks to pass in related parameters to call the interface.

Step 3:

When the device finishes the task, it will call the Call-back Interface of Task Processing Results to return processing results. true: this task is successfully processed, can continue the next one, and the work flows to URL Interface of Obtaining Tasks to process tasks. false: this task has not been finished, cannot continue the next one, no need to process.

Flow Chart



6.1 Device Heartbeat Callback

Request data

Method	URL
POST	http://Device IP:8090/setDeviceHeartBeat

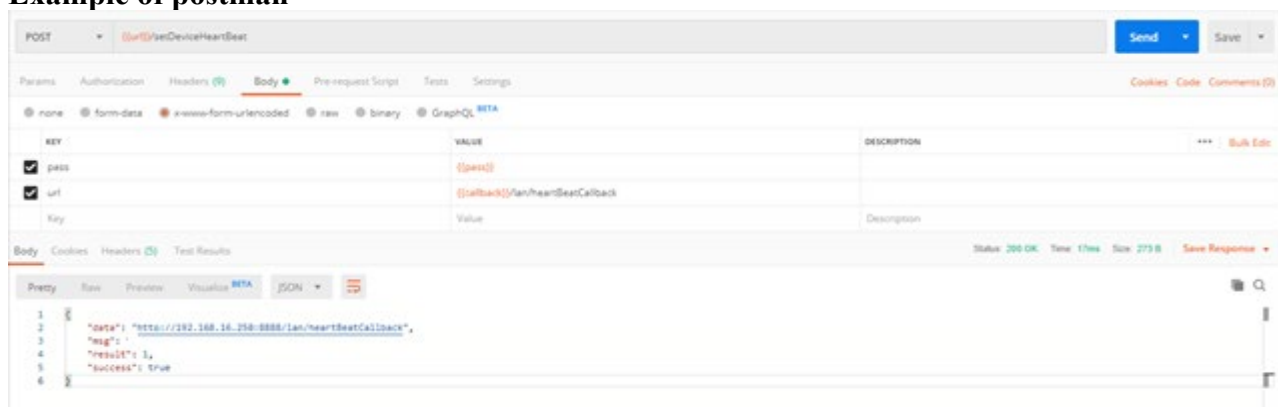
Header domain

Parameter	Description	Type	Required	Default	Additional explanation
Content-Type	Designate the request type of media	String	Y		application/x-www-form-urlencoded

Body domain

Parameter	Description	Type	Required	Default	Additional explanation
pass	Device password	String	Y		
url	Platform address	String	Y		<p>Device will request following fields via POST from the interface in every 1 minute: deviceKey, time, ip, personCount, faceCount and version, Refer to Instruction for Call-back Fields</p> <p>Pass in null content will clear call-back address, then successful recognition will not do the callback anymore</p> <p>Call-back URL requires meeting regular expression:String check = "((http ftp https://)(([a-zA-Z0-9\._]+)\.?[a-zA-Z]{2,6}) ([0-9]{1,3}\.){3}[0-9]{1,3} [0-9]{1,3}\.([0-9]{1,3})))(:[0-9]{1,4})*/[a-zA-Z0-9\&% \./~]*?)"</p>
interval	Unit of heartbeat interval: second	Int	N	60	<p>Not pass in or pass in null, default heartbeat Interval will be 60s by default Suggested range: 1~3600s It is suggested to set over 5s</p>

Example of postman



Example of return

```

{
  "code": "LAN_SUS-0",
  "data": "http://192.168.16.250:8888/lan/heartBeatCallback",
  "msg": "Set successfully",
  "result": 1,
  "success": true
}

```

Field specification of device heartbeat call-back parameter

Parameter	Type	Description	Example
deviceKey	String	Device serial number	"deviceKey":"84E0F4200CA602FA"
time	String	Millisecond timestamp of device current time	"time":"1537236693823"
ip	String	Current device IP address	"ip":"192.168.20.66"
personCount	String	Number of people on the device	"personCount":"2"
faceCount	String	Number of photos on the device	"faceCount":"3"
version	String	Device serial number	"version":"3.6203"
freeDiskSpace	String	Free space of Disk, unit: M	"freeDiskSpace":"4546.56"
cpuUsageRate	String	CPU usage rate, unit: %	"cpuUsageRate":"46.206898"
cpuTemperature	String	CPU temperature, unit: °C	"cpuTemperature":"76.0"
memoryUsageRate	String	Memory usage rate, unit: %	"memoryUsageRate":"76.206898"
deviceName	String	Device name	"deviceName":"Real Intelligent"
SDKVersion	String	Version number of device algorithm	"SDKVersion":"102"
isDisable	String	Disable/Enable state	Disable: "isDisable":"true" Enable: "isDisable":"false"

Return specification

Type	Code	msg	Reason of trigger
Common errors	LAN_EXP-1006	The XX method is not supported.	Method not matches with url
	LAN_EXP-1004	Device is disabled, please enable it first before operating	Device is disabled, reject this Interface
	LAN_EXP-1005	Device is busy, please try again later	Device is upgrading, setting network or in process of other tasks
	LAN_EXP-1003	Password not set for Interface services, please set password first	Device has not set password yet
	LAN_EXP-1001	Password error, please check its validity	pass value is not the device password
Parameter anomaly	LAN_EXP-1002	pass parameter anomaly	Wrong spelling of parameter name, parameter missing, incorrect parameter position in request, blank or carriage return in parameter name, parameter value anomaly
	LAN_EXP-2061	url parameter anomaly	
Illegal parameter	LAN_EXP-2064	Please input the url address of correct format	url address does not meet regular expression
	LAN_EXP-2295	Illeagal Interval parameter	Interval parameter is not within the range
Correct operation	LAN_SUS-0	Set successfully	Call-back address set successfully

6.1.1 Instruction for Heartbeat Data that Device Sent to <Report Platform Address>

i Attention: Data reported to the platform will be saved in both url and body; data in url is in form of key-value-pair, and data in body is in Json format. There are differences in reported data in Android devices.

Parameter	Type	Description
deviceKey	String	Exclusive mark of device
time	String	Current timestamp of device
ip	String	Current IP address of device
personCount	String	Number of registered personnel in device
faceCount	String	Number of registration photos in device
version	String	Device version number
freeDiskSpace	String	Remaining disk space, unit: M
cpuUsageRate	String	Usage rate of CPU, unit: %
cpuTemperature	String	CPU temperature, unit: °C
memoryUsageRate	String	Usage rate of memory, unit: %
deviceName	String	Device name
SDKVersion	String	Version of algorithm
isDisable	String	Disabled/Enabled state

Display of real-time data

```
{
  "SDKVersion": "190929",
  "cpuTemperature": "38.442623",
  "cpuUsageRate": "25.000000",
  "deviceKey": "84E0F423AFA7527A",
  "deviceName": "Please set company name",
  "faceCount": "0",
  "freeDiskSpace": "5731",
  "ip": "192.168.74.232",
  "isDisable": "false",
  "memoryUsageRate": "57.088196",
  "personCount": "0",
  "time": "1583500727712",
  "version": "LIN-V5.0197"
}
```

6.1.2 Instruction for Heartbeat Data that <Platform Address> Responds to Device

```
{
  "result": true
}
```

Receive handling results of tasks, and return immediately.

i Attention: Device will start to request for obtaining task interface only when it returns “true”. If receives “false”, it will not request for task interface.

6.2 Address Setting for Obtaining Tasks (SetTaskInterfaceAddress)

Request data

Method	URL
POST	http://Device IP:8090/setTaskInterfaceAddress

Header domain

Parameter	Description	Type	Required	Default	Additional explanation
Content-Type	Designate the request type of media	String	Y		application/x-www-form-urlencoded

Body domain

Parameter	Description	Type	Required	Default	Additional explanation
pass	Device password	String	Y		
url	Platform address	String	Y		<p>Device will request following fields via POST from the interface in every 1 minute: deviceKey, time, ip, personCount, faceCount and version, Refer to Instruction for Call-back Fields</p> <p>Pass in null content will clear call-back address, then successful recognition will not do the callback anymore</p> <p>Call-back URL requires meeting regular expression:String check = "((http ftp https):/)(([a-zA-Z0-9\\._-]+\\.[a-zA-Z]{2,6}) ([0-9]{1,3}\\.[0-9]{1,3}\\.[0-9]{1,3}\\.[0-9]{1,3}))(:[0-9]{1,4})*/([a-zA-Z0-9\\&%_\\./~]*)*?"</p>

Example of postman

The screenshot shows a Postman interface for a POST request to `http://192.168.74.130:8090/setTaskInterfaceAddress`. The request body is set to `x-www-form-urlencoded` and contains two parameters: `pass` with value `1` and `url` with value `http://192.168.79.192:8010/api/TaskInfo`. The response is a JSON object with the following structure:

```

1 {
2   "code": "LAM_SUS-0",
3   "data": "http://192.168.79.192:8010/api/TaskInfo",
4   "msg": "Set up successfully",
5   "result": 1,
6   "success": true
7 }

```

The status is 200 OK, time is 96 ms, and size is 420 B.

Example of return

```

"code": "LAN_SUS-0",
"data": "http://www.baidu.com",
"msg": "Set successfully",
"result": 1,
"success": true
}

```

6.2.1 Instruction for Parameter Fields that Device Requests for <Platform Address>

i Attention: Data is in the body.

Parameter	Type	Description
deviceKey	String	Exclusive mark of the device

Data example

```

{
  "deviceKey": "xxxxxxx"
}

```

6.2.2 Example of [Task Data] Obtained from the Requesting <Report Address>

i Attention: Parameters under heartbeat mechanism should keep consistent with that in LAN interfaces, if there are differences between parameters in task data example and LAN interface parameters, please subject to parameters in LAN interfaces. Task data is in Json format, fixed parameters are as follows:

Parameter	Description	Type	Required	Default	Additional explanation
taskNo	Name of task	String	Y		Custom naming
url	Platform address	String	Y		setPassWord
result	Whether to handle	Boolean	Y		Default as true

Other parameters will be attached behind fixed parameters.

(1) <2.1 Set Device Password (setPassWord) >

The returned task data is as follow:

```

{
  "oldPass": "test1234",
  "newPass": "test1234",
  "taskNo": "task21",
  "interfaceName": "setPassWord",
  "result": true
}

```


[Task Data] Fields Instruction

Parameter	Description	Type	Required	Default	Additional explanation
taskNo	Name of task	String	Y		Custom the name
interfaceName	Name of interface	String	Y		setPassWord
result	Whether needs to be handled	Boolean	Y		Default is true
oldPass	Old password	String	Y		<ul style="list-style-type: none"> • New devices or reset devices, before call other interfaces, need to set initialization password first, and then pass in same value of oldPass and newPass • When change the password, respectively pass in new and old password • There is no need to pass in pass when call this interface • Password cannot be null or blanks
newPass	New password	String	Y		

(2) <2.2 Obtain Serial Number (getDeviceKey)>

The returned task data is as follow:

```
{
  "taskNo": "task22",
  "interfaceName": "getDeviceKey",
  "result": true
}
```

[Task Data] Fields Instruction

Parameter	Description	Type	Required	Default	Additional explanation
taskNo	Name of task	String	Y		Custom the name
interfaceName	Name of interface	String	Y		getDeviceKey
result	Whether needs to be handled	Boolean	Y		Default is true

(3) <2.3 Configure Device (setConfig)>

The returned task data is as follow:

```
{
  "config": {
    "recModeFaceEnable": 2,
    "identifyScores": 80,
    "multiplayerDetection": 1,
    "recModeCardEnable": 2,
    "recModeCardIntf": 2,
    "recModeCardHardware": 1,
    "recModeCardPhoto": 1,
    "recModeCardFaceEnable": 1,
    "recDoubleValue": 70,
    "recModeCardFaceIntf": 2,
    "recModeCardFaceHardware": 1,
  }
}
```

```

"recModeIdcardFaceEnable": 2,
"recCardFaceValue": 30,
"recModeIdcardFaceIntf": 1,
"recModeIdcardFaceHardware": 3,
"ttsModType": 100,
"ttsModContent": "{name}",
"displayModType": 100,
"displayModContent": "{name} welcome",
"recSucDisplayText2Type": 1,
"recSucDisplayText2Content": "",
"comModType": 100,
"comModContent": "hello",
"recSucWiegandType": 1,
"recSucWiegandContent": "",
"isOpenRelay": 1,
"wg": "#WG{id}#",
"recStrangerType": 2,
"recStrangerTimesThreshold": 3,
"ttsModStrangerType": 100,
"ttsModStrangerContent": "Hello, stranger ",
"displayModStrangerType": 100,
"displayModStrangerContent": "Stranger, attention",
"serialOutMode": 3,
"serialOutContent": "strangerwarning",
"recFailWiegandType": 1,
"recFailWiegandContent": "",
"relaySwitch": 1,
"recNoPerTtsModeType": 1,
"recNoPerTtsModeContent": "",
"recNoPerDisplayText1Type": 1,
"recNoPerDisplayText1Content": "",
"recNoPerDisplayText2Type": 1,
"recNoPerDisplayText2Content": "",
"recNoPerComModeType": 2,
"recNoPerComModeContent": "",
"recNoPerWiegandType": 1,
"recNoPerWiegandContent": "",
"recNoPerRelayType": 2,
"saveIdentifyTime": 0,
"recRank": 3,
"identifyDistance": 1,
"delayTimeForCloseDoor": 500,
"whitelist": 1,
"applicationName": "Heartbeat test",
"companyName": "My test",
"scrDisplayText1Type": 1,
"scrDisplayText1Content": "",
"scrDisplayText2Type": 1,
"scrDisplayText2Content": "",
"showIp": 2,
"showDeviceKey": 2,
"showPeopleNum": 2,
"wgInputType": 1,
"wgInputContentType": 1
},
"taskNo": "task23",

```

```

"interfaceName": "setConfig",
"result": true
}

```

[Task Data] Fields Instruction

Parameter	Description	Type	Required	Default	Additional explanation
taskNo	Name of task	String	Y		Custom the name
interfaceName	Name of interface	String	Y		setConfig
result	Whether to be handled	Boolean	Y		Default as true
config	Configuration collections	JSON	Y		<ul style="list-style-type: none"> • Pass in {} for config, all configuration parameters will be restored to default • Pass in 100 for XXType, custom parameter XXContent is essential • Other parameters are not essential, if not pass in, retain the previous value • Example for Json: <pre> { "recModeCardEnable": 2, "recModeCardFaceEnable": 1, "recModeCardFaceHardware": 1, "recModeCardFaceIntf": 2, "recDoubleValue":70, "recModeCardHardware": 1, "recModeCardIntf": 2, "recModeCardPhoto": 1, "identifyDistance": 1, "recRank": 3, "saveIdentifyTime": 0, "delayTimeForCloseDoor": 500, "multiplayerDetection": 1, "recModeFaceEnable": 2, "identifyScores": 80, "recModeIdcardFaceEnable": 2, "recModeIdcardFaceHardware": 3, "recModeIdcardFaceIntf": 1, "recCardFaceValue": 30, "showDeviceKey": 2, "showIp": 2, "showPeopleNum": 2, "serialOutContent": "strangerwarning", "serialOutMod": 100, "displayModStrangerContent": "Stranger, attention", "displayModStrangerType": 100, "recStrangerType": 2, "relaySwitch": 0, "recStrangerTimesThreshold": 3, "ttsModStrangerContent": "Hello, stranger", "ttsModStrangerType": 100, "recFailWiegandContent": "", </pre>

					<pre> "recFailWiegandType": 1, "recNoPerComModeContent": "", "recNoPerComModeType": 2, "recNoPerDisplayText1Content": "", "recNoPerDisplayText1Type": 1, "recNoPerDisplayText2Content": "", "recNoPerDisplayText2Type": 1, "recNoPerRelayType": 2, "recNoPerTtsModeContent": "", "recNoPerTtsModeType": 1, "recNoPerWiegandContent": "", "recNoPerWiegandType": 1, "comModContent": "hello", "comModType": 100, "displayModContent": "{name} welcome", "displayModType": 100, "recSucDisplayText2Content": "", "recSucDisplayText2Type": 1, "isOpenRelay": 1, "ttsModType": 100, "ttsModContent": "{name}", "wg": "#WG{id}#", "recSucWiegandContent": "", "recSucWiegandType": 1, "scrDisplayText1Content": "", "scrDisplayText1Type": 1, "companyName": "My test", "scrDisplayText2Content": "", "scrDisplayText2Type": 1, "whitelist": 1, "wgInputType": 1, "wgInputContent": 1 } </pre>
--	--	--	--	--	--

(4) <2.4 Query Configuration (device/config)>

The returned task data is as follow:

```

{
  "taskNo": "task24",
  "interfaceName": "device/config",
  "result": true
}

```

[Task Data] Fields Instruction

Parameter	Description	Type	Required	Default	Additional explanation
taskNo	Name of task	String	Y		Custom the name
interfaceName	Name of interface	String	Y		device/config
result	Whether to be handled	Boolean	Y		Default as true

(5) <2.5 Configure Recognition Mode (device/setIdentifyModel)>

The returned task data is as follow:

```
{
  "config": {
    "recModeFaceEnable": 2,
    "repeatRegEnable": 1,
    "regInterval": 2000,
    "recModeCardEnable": 2,
    "recModeCardIntf": 2,
    "recModeCardHardware": 1,
    "recModeCardFaceEnable": 1,
    "recDoubleValue": 70,
    "recModeCardFaceIntf": 2,
    "recModeCardFaceHardware": 1,
    "recModeIdcardFaceEnable": 1,
    "recCardFaceValue": 30,
    "recModeIdcardFaceIntf": 3,
    "recModeIdcardFaceHardware": 2
  },
  "taskNo": "task25",
  "interfaceName": "device/setIdentifyModel",
  "result": true
}
```

[Task Data] Fields Instruction

Parameter	Description	Type	Required	Default	Additional explanation
taskNo	Name of task	String	Y		Custom the name
interfaceName	Name of interface	String	Y		device/setIdentifyModel
result	Whether to be handled	Boolean	Y		Default as true
config	Configuration collection of recognition modes	Json	Y		Example of Json: <pre>{ "recModeFaceEnable":2, "recModeCardEnable":2, "recModeCardIntf":2 , "recModeCardHardware": 1, "recModeCardFaceEnable": 1, "recModeCardFaceIntf": 2, "recModeCardFaceHardware": 1, "recModeIdcardFaceEnable":1, "recModeIdcardFaceIntf": 3, "recModeIdcardFaceHardware": 2, "recCardFaceValue":30, "recDoubleValue":70, "repeatRegEnable":1, "regInterval":2000 }</pre>

(6) <2.6 Serial-port & Wiegand Output Control of Strangers (SetStrangerOutInfo) >

The returned task data is as follow:

```

{
  "relaySwitch": 1,
  "serialOutMode": 2,
  "serialOutContent": "TestSN",
  "weigenContent": "#26WG2131#",
  "taskNo": "task26",
  "interfaceName": "setStrangerOutInfo",
  "result": true
}

```

[Task Data] Fields Instruction

Parameter	Description	Type	Required	Default	Additional explanation
taskNo	Name of task	String	Y		Custom the name
interfaceName	Name of interface	String	Y		setStrangerOutInfo
result	Whether to be handled	Boolean	Y		Default as true
relaySwitch	Relay switching value	Int	Y	1	<ul style="list-style-type: none"> • Within custom 0: Close • 1: Open (Open the door with relay in 2nd generation devices)
serialOutMode	Type of Serial-port output	Int	Y	1	<ul style="list-style-type: none"> • 0: Close • 1: Open (Open the door with serial port in 1st generation devices) • 2: Custom.
serialOutContent	Custom content of Serial port	String	Y	•	<ul style="list-style-type: none"> • Custom content of serial-port output. Allow numbers, English and English characters only, with the length limitation of 255 characters.
weigenContent	Custom content of Wiegand	String	Y	•	<ul style="list-style-type: none"> • Custom content of Wiegand. Pass-in format of custom content: • Wiegand 26: #26WG+random numbers# • Wiegand 34: #34WG+random numbers# • Wiegand 26: #WG+random numbers#. • Attention: Range of Wiegand 26 is 1-65535, effective range is 5-digit; the range of Wiegand 34 is 1-4294967295, effective range is 10-digit. If exceeds the range, output signal will be converted and output ineffective signal.

(7) <2.7 Hide IP, Device Serial Number, Number of Users (widgetConfig)>

The returned task data is as follow:

```

{
  "showIp": 0,
  "showDeviceKey": 0,
  "showPeopleNum": 0,

```

```

"taskNo": "task27",
"interfaceName": "widgetConfig",
"result": true
}

```

[Task Data] Fields Instruction

Parameter	Description	Type	Required	Default	Additional explanation
taskNo	Name of task	String	Y		Custom the name
interfaceName	Name of interface	String	Y		widgetConfig
result	Whether to be handled	Boolean	Y		Default as true
showIp	Device IP	Int	Y	0	<ul style="list-style-type: none"> 0: Display (by default) 1: Hide
showDeviceKey	Device serial number	Int	Y	0	<ul style="list-style-type: none"> 0: Display (by default) 1: Hide
showPeopleNum	Users/Photos	Int	Y	0	<ul style="list-style-type: none"> 0: Display (by default) 1: Hide

(8) <2.8 Change Logo (changeLogo)>

The returned task data is as follow:

```

{
  "imgBase64": "....",
  "taskNo": "task28",
  "interfaceName": "changeLogo",
  "result": true
}

```

[Task Data] Fields Instruction

Parameter	Description	Type	Required	Default	Additional explanation
taskNo	Name of task	String	Y		Custom the name
interfaceName	Name of interface	String	Y		changeLogo
result	Whether to be handled	Boolean	Y		Default as true
imgBase64	Base64 code strings of logo image	String	Y		<ul style="list-style-type: none"> Without the header, for example: data:image/jpg;base64, Pass in-1 means to clear img2 set before, and display no image by default There is no limitation for the image size, but it will be zipped to the size of 1:1 at last. Oversize is not suggested. SupportsJPG, PNGand JPEG image

(9) <2.9 Change img1 (device/img1)>

The returned task data is as follow:

```

{
  "base64": "....",
  "taskNo": "task29",
}

```

```
"interfaceName": "device/img1",
"result": true
}
```

[Task Data] Fields Instruction

Parameter	Description	Type	Required	Default	Additional explanation
taskNo	Name of task	String	Y		Custom the name
interfaceName	Name of interface	String	Y		device/img1
result	Whether to be handled	Boolean	Y		Default as true
base64	Base64 code string of img1	String	Y		<ul style="list-style-type: none"> Without the header, for example: data:image/jpg;base64, Pass in-1 means to clear img2 set before, and display no image by default There is no limitation for the image size, but it will be zipped to the size of 1:1 at last. Oversize is not suggested. SupportsJPG, PNGand JPEG image

(10) <2.10 Change Image of Forbidden Interface (device/disableImg)>

The returned task data is as follow:

```
{
"base64": ".....",
"taskNo": "task210",
"interfaceName": "device/disableImg",
"result": true
}
```

[Task Data] Fields Instruction

Parameter	Description	Type	Required	Default	Additional explanation
taskNo	Name of task	String	Y		Custom the name
interfaceName	Name of interface	String	Y		device/disableImg
result	Whether to be handled	Boolean	Y		Default as true
base64	Base64 code string of device forbidden interface	String	Y		<ul style="list-style-type: none"> Without header, for example:data:image/jpg;base64, Pass in-1 means to clear img2 set before, and display no image by default There is no limitation for the image size, but it will be zipped to the size of 1:1 at last. Oversize is not suggested. SupportsJPG, PNGand JPEG image

(11) <2.11 Change Screen Direction (setScreenOrt)>

The returned task data is as follow:


```
{
  "orientation": "1",
  "taskNo": "task211",
  "interfaceName": "setScreenOrt",
  "result": true
}
```

[Task Data] Fields Instruction

Parameter	Description	Type	Required	Default	Additional explanation
taskNo	Name of task	String	Y		Custom the name
interfaceName	Name of interface	String	Y		setScreenOrt
result	Whether to be handled	Boolean	Y		Default is true
orientation	Screen direction	String	Y	2	<ul style="list-style-type: none"> • Default as Landscape, 1: Landscape, 2: Portrait • Call the interface, manually power off and restart in 3s, or call the restart interface, screen direction setting will take effect after restart • The change of screen direction only takes effect on 1st generation devices

(12) <2.12 Configure Wired Network (setNetInfo)>

The returned task data is as follow:

```
{
  "isDHCPMod": 1,
  "ip": null,
  "gateway": null,
  "subnetMask": null,
  "DNS": null,
  "taskNo": "task212",
  "interfaceName": "setNetInfo",
  "result": true
}
```

[Task Data] Fields Instruction

Parameter	Description	Type	Required	Default	Additional explanation
taskNo	Name of task	String	Y		Custom the name
interfaceName	Name of interface	String	Y		setScreenOrt
result	Whether to be handled	Boolean	Y		Default as true
isDHCPMod	Select DHCP mode	Int	Y		<p>Device is in DHCP mode by default, to obtain IP address automatically</p> <ul style="list-style-type: none"> • Pass in 1: Configure device as DHCP mode, auto obtain dynamic IP, no need to pass in other parameters. • Pass in 2: Custom network configuration, manually set static IP, must pass in other parameters and cannot be null except for subnetMask

					Device network is smooth, then will auto refresh IP address every minute
ip	ip address	String	N/Y		Pass in ip field name in lower case, ip cannot be larger than 255
gateway	Gateway	String	N/Y		
subnetMask	Subnet mask	String	N		
DNS	DNS server	String	N/Y		

(13) <2.13 Configure Wireless Network (setWifi)>

The returned task data is as follow:

```
{
  "wifiMsg": {
    "ssId": "TP-LINK_E2.4G",
    "pwd": "test-1234",
    "isDHCPMod": true,
    "ip": "192.168.20.66",
    "gateway": "192.168.20.1",
    "dns": "8.8.8.8",
    "subnetMask": ""
  },
  "taskNo": "task213",
  "interfaceName": "setWifi",
  "result": true
}
```

[Task Data] Fields Instruction

Parameter	Description	Type	Required	Default	Additional explanation
taskNo	Name of task	String	Y		Custom the name
interfaceName	Name of interface	String	Y		setWifi
result	Whether to be handled	Boolean	Y		Default as true
wifiMsg	Information collection of wireless configurations	Json	Y		Json example: <ul style="list-style-type: none"> • Autp obtain IP {"ssId":"TP-LINK_E2.4G","pwd":"test-1234","isDHCPMod":true} • Fixed IP {"ssId":"TP-LINK_E2.4G","pwd":"test-1234","isDHCPMod":false,"ip":"192.168.20.66","gateway":"192.168.20.1","dns":"8.8.8.8","subnetMask":"255.255.255.0"}

(14) <2.14 Set Device Time (setTime)>

The returned task data is as follow:

```
{
  "timestamp": "1572278400000",
  "taskNo": "task214",
}
```

```

"interfaceName": "setTime",
"result": true
}

```

[Task Data] Fields Instruction

Parameter	Description	Type	Required	Default	Additional explanation
taskNo	Name of task	String	Y		Custom the name
interfaceName	Name of interface	String	Y		setTime
result	Whether to be handled	Boolean	Y		Default as true
timestamp	Unix millisecond timestamp	String	Y		<p>After successful configuration, device will refresh its time (refresh every minute) and apply the configured time. If device does not connect the public network, the time will be set and increase in accordance.</p> <p>If device connects the public network, device has the time-proofing mechanism, that will proof every 1 minute, device time will keep in line with network time.</p>

(15) <2.15 Set Standby Time of Screen Protector (ScreenSaverTime)>

The returned task data is as follow:

```

{
  "time": 5,
  "taskNo": "task215",
  "interfaceName": "device/screenSaverTime",
  "result": true
}

```

[Task Data] Fields Instruction

Parameter	Description	Type	Required	Default	Additional explanation
taskNo	Name of task	String	Y		Custom the name
interfaceName	Name of interface	String	Y		device/screenSaverTime
result	Whether to be handled	Boolean	Y		Default as true
time	Enter standby time of screen protector (unit: minute)	Int	Y		<p>Set the standby time as 3min by default, unit in minute.</p> <p>Pass in value between 1-60 for time parameter, call the interface, and exit the screen protector and back to the recognition interface (if already is recognition interface, then the interface will not change), carry out the setting of standby time</p> <p>Upper limit of time is 60min</p>

(16) <2.16 Restart the Device (restartDevice)>

The returned task data is as follow:

```
{
  "taskNo": "task216",
  "interfaceName": "restartDevice",
  "result": true
}
```

[Task Data] Fields Instruction

Parameter	Description	Type	Required	Default	Additional explanation
taskNo	Name of task	String	Y		Custom the name
interfaceName	Name of interface	String	Y		restartDevice
result	Whether to be handled	Boolean	Y		Default as true

(17) <2.17 Reset the Device (device/reset)>

The returned task data is as follow:

```
{
  "delete": "true",
  "taskNo": "task216",
  "interfaceName": "restartDevice",
  "result": true
}
```

[Task Data] Fields Instruction

Parameter	Description	Type	Required	Default	Additional explanation
taskNo	Name of task	String	Y		Custom the name
interfaceName	Name of interface	String	Y		device/reset
result	Whether to be handled	Boolean	Y		Default as true
delete	Choose to delete	Boolean	Y		Delete all recognition records, registration photos, on-site photos, personnel information and features on the device, clear all database Pass in true, delete all information above, and delete all configured device attributes Pass in false, delete all information above, but not delete configured device attributes: device configuration, device password, img1, img2, forbidden image, wired/wireless network configuration, device time, screen protector time, call-back address, hide system switch icon, logs

(18) <2.18 Disable/Enable Device (device/disable)>

The returned task data is as follow:

```
{
  "isDisable": true,
  "taskNo": "task218",
  "interfaceName": "device/disable",
  "result": true
}
```

[Task Data] Fields Instruction

Parameter	Description	Type	Required	Default	Additional explanation
taskNo	Name of task	String	Y		Custom the name
interfaceName	Name of interface	String	Y		device/disable
result	Whether to be handled	Boolean	Y		Default as true
isDisable	Whether to disable	Boolean	Y		true: disable, false: remove disable Image of forbidden interface can be changed according to the interface of changing forbidden image

(19) <2.19 Upgrade Device (device/upgrade)>

The returned task data is as follow:

```
{
  "url": "http://192.168.79.192:8010/xxxxx",
  "taskNo": "task219",
  "interfaceName": "device/upgrade",
  "result": true
}
```

[Task Data] Fields Instruction

Parameter	Description	Type	Required	Default	Additional explanation
taskNo	Name of task	String	Y		Custom the name
interfaceName	Name of interface	String	Y		device/upgrade
result	Whether to be handled	Boolean	Y		Default as true
url	Download OTA upgrade package	String	Y		Visit this url when calling the interface, if url can be accessed, then device starts to download the file; if failed to access the url, then return "Failed to access url, device is unable to download" Device starts to download, but the file may not be correct, check specific interface to confirm whether the installation is successful or not

(20) <2.20 Recognition Call-back (SetIdentifyCallBack)>

The returned task data is as follow:

```
{
  "callbackUrl": "http://192.168.79.192:8010/api/SetIdentify",
  "base64Enable": 1,
  "taskNo": "task220",
  "interfaceName": "setIdentifyCallBack",
  "result": true
}
```

[Task Data] Fields Instruction

Parameter	Description	Type	Required	Default	Additional explanation
taskNo	Name of task	String	Y		Custom the name
interfaceName	Name of interface	String	Y		setIdentifyCallBack
result	Whether to be handled	Boolean	Y		Default as true
callbackUrl	Call-back address	String	Y		When the device recognizes person successfully, it will request following fields via POST from the address: deviceKey, time, ip, personId, path, idcardNum, mode, passTimeType, permissionTimeType, aliveType, identifyType, data, type:face/card_0/1/2, refer to Call-back field specification Pass in null content to clear call-back addresses, then successful recognition will not execute the call-back Call-back URL requires regular expression: String check = "((http ftp https):/)(([a-zA-Z0-9\\._-]+\\.[a-zA-Z]{2,6}) ([0-9]{1,3}\\.[0-9]{1,3}\\.[0-9]{1,3}\\.[0-9]{1,3}))(:[0-9]{1,5})*/([a-zA-Z0-9\\&% \\/~-]*)"
base64Enable	base64 switch of on-site photos	int	N		1: Off (by default) 2: On

(21) <2.21 Recognition Call-back (SetIdentifyCallBack)>

The returned task data is as follow:

```
{
  "url": "http://192.168.159.1:8080",
  "base64Enable": 1,
  "taskNo": "task221",
  "interfaceName": "setImgRegCallBack",
  "result": true
}
```

[Task Data] Fields Instruction

Parameter	Description	Type	Required	Default	Additional explanation
taskNo	Name of task	String	Y		Custom the name
interfaceName	Name of interface	String	Y		setImgRegCallBack

result	Whether to be handled	Boolean	Y		Default as true
url	Call-back address	String	Y		When photo registered successfully (including device-taking photo registration), device will request following fields via POST: deviceKey, personId, time、 newImgPath, imgPath, ip, feature, featureKey to pre-set call-back address, refer to Call-back field specification Pass in null content to clear call-back addresses, then successful recognition will not execute the call-back Call-back URL requires regular expression: String check = "((http ftp https://)(([a-zA-Z0-9\\._-]+\\.[a-zA-Z]{2,6}) ([0-9]{1,3}\\.[0-9]{1,3}\\.[0-9]{1,3}\\.[0-9]{1,3}))(:[0-9]{1,5})*/([a-zA-Z0-9\\&% \\./~*]*)?"
base64Enable	base64 switch of on-site photos	int	N		1: Off (by default) 2: On

(22) <2.22 Heartbeat Call-back (SetDeviceHeartBeat)>

The returned task data is as follow:

```
{
  "url": "http://192.168.79.192:8010/api/DevHeartBeat",
  "taskNo": "task222",
  "interfaceName": "setDeviceHeartBeat",
  "result": true
}
```

[Task Data] Fields Instruction

Parameter	Description	Type	Required	Default	Additional explanation
taskNo	Name of task	String	Y		Custom the name
interfaceName	Name of interface	String	Y		setDeviceHeartBeat
result	Whether to be handled	Boolean	Y		Default as true
url	Call-back address	String	Y		Device will request these fields via POST: deviceKey, time, ip, personCount, faceCount, version, freeDiskSpace, cpuUsageRate, cpuTemperatureand memoryUsageRate to the interface every 1 minute, refer to Call-back field specification Pass in null content can clear call-back addresses, device heartbeat will not execute call-back after they cleared Call-back URL requires regular expression: String check =

					"((http ftp https):/)(([a-zA-Z0-9\\.\ -]+\\.[a-zA-Z]{2,6}) ([0-9]{1,3}\\.[0-9]{1,3}\\.[0-9]{1,3}\\.[0-9]{1,3}))(:[0-9]{1,5})*(/[a-zA-Z0-9\\&% \\.~/~]*)?"
--	--	--	--	--	---

(23) <2.23 Query Call-back Address (device/callback)>

The returned task data is as follow:

```
{
  "taskNo": "Task_3",
  "interfaceName": "device/callback",
  "result": true
}
```

[Task Data] Fields Instruction

Parameter	Description	Type	Required	Default	Additional explanation
taskNo	Name of task	String	Y		Custom the name
interfaceName	Name of interface	String	Y		device/callback
result	Whether to be handled	Boolean	Y		Default as true

(24) <2.24 Remote Control Output (device/openDoorControl)>

The returned task data is as follow:

```
{
  "type": 2,
  "content": "Hello",
  "taskNo": "Task 13",
  "interfaceName": "device/openDoorControl",
  "result": true
}
```

[Task Data] Fields Instruction

Parameter	Description	Type	Required	Default	Additional explanation
taskNo	Name of task	String	Y		Custom the name
interfaceName	Name of interface	String	Y		device/openDoorControl
result	Whether to be handled	Boolean	Y		Default as true
type	Interaction type of device	Int	N	1	1: Open the door 2: Serial port 3: Wiegand 4: Custom text pop-up, custom voice broadcast; default as 1. Not required, if not pass in type, then default as 1: Open the door by default
content	Output content	String	N		type=2: serial port, allow numbers, English and English characters, with the limitation of 255 characters. • Serial port supports outputting Wiegand signal, device needs

					<p>external serial port -> Wiegand signal conversion plate, which is customized by our company. Passing format of custom content:</p> <ul style="list-style-type: none"> Wiegand 26: #26WG random numbers #, Wiegand 34: #34WG random numbers# <p>type=3: Wiegand, allow numbers only.</p> <ul style="list-style-type: none"> Wiegand 26: #26WG random numbers #, Wiegand 34: #34WG random numbers# <p>type=4: Custom pop-up, voice broadcast</p> <ul style="list-style-type: none"> content={"ttsModContent": "Custom voice", "displayModContent": "Custom text"}, display 800ms in total on LAN devices, general devices set displayTime as 1s Not pass in "ttsModContent", not broadcast Not pass in "displayModContent", display content after the pop-up is empty <p>Attention: Range of Wiegand 26 is 1-65535, effective range is 5-digit; the range of Wiegand 34 is 1-4294967295, effective range is 10-digit. If exceeds the range, output signal will be converted and output ineffective signal.</p>
--	--	--	--	--	---

(25) <2.25 Change System (device/systemMode)>

The returned task data is as follow:

```
{
  "systemMode": "WO",
  "taskNo": "Task_3",
  "interfaceName": "device/systemMode",
  "result": true
}
```

[Task Data] Fields Instruction

Parameter	Description	Type	Required	Default	Additional explanation
taskNo	Name of task	String	Y		Custom the name
interfaceName	Name of interface	String	Y		device/systemMode
result	Whether to be handled	Boolean	Y		Default as true
systemMode	Type of system to switch	String	Y		<ul style="list-style-type: none"> 1 means online mode (WO), 2 means LAN mode (LAN); devices cannot call this interface if under WO platform and is bound;

					<ul style="list-style-type: none"> • If not set device password, then pass is not required for calling this interface • Attention: After system switched, all personnel and photo data stored in device will be cleared, only device password (pass), wired/wireless network configuration and device logs will be retained
--	--	--	--	--	---

(26) <2.26 Whether to Allow Switching Mode via Interface Only (DeviceSystemModeIcon)>

The returned task data is as follow:

```
{
  "isShow": "true",
  "taskNo": "task226",
  "interfaceName": "device/systemModeIcon",
  "result": true
}
```

[Task Data] Fields Instruction

Parameter	Description	Type	Required	Default	Additional explanation
taskNo	Name of task	String	Y		Custom the name
interfaceName	Name of interface	String	Y		device/systemModeIcon
result	Whether to be handled	Boolean	Y		Default as true
isShow	Whether display system switch icon	String	Y		true: Display, false: Hide

(27) <2.27 Data Readout (device/readSecretKey)>

The returned task data is as follow:

```
{
  "taskNo": "task227",
  "interfaceName": "device/readSecretKey",
  "result": true
}
```

[Task Data] Fields Instruction

Parameter	Description	Type	Required	Default	Additional explanation
taskNo	Name of task	String	Y		Custom the name
interfaceName	Name of interface	String	Y		device/readSecretKey
result	Whether to be handled	Boolean	Y		Default as true

(28) <2.28 Data Write (device/writeSecretKey)>

The returned task data is as follow:

```
{
  "writeSecretKey": "TEST",
  "taskNo": "task228",
  "interfaceName": "device/writeSecretKey",
  "result": true
}
```

[Task Data] Fields Instruction

Parameter	Description	Type	Required	Default	Additional explanation
taskNo	Name of task	String	Y		Custom the name
interfaceName	Name of interface	String	Y		device/writeSecretKey
result	Whether to be handled	Boolean	Y		Default as true
writeSecretKey	Data to write in	String	Y		<ul style="list-style-type: none"> Write in the data, allow the other part stores data to designated region on the device, with max. data of 2M Data in this region will not be cleared even device restarts or resets Pass in null parameter content can clear file content

(29) <2.29 Set Card Number Registration Call-back (SetCardRegCallBack)>

The returned task data is as follow:

```
{
  "url": "http://192.168.79.192",
  "taskNo": "task229",
  "interfaceName": "setCardRegCallBack",
  "result": true
}
```

[Task Data] Fields Instruction

Parameter	Description	Type	Required	Default	Additional explanation
taskNo	Name of task	String	Y		Custom the name
interfaceName	Name of interface	String	Y		setCardRegCallBack
result	Whether to be handled	Boolean	Y		Default as true
url	Call-back address	String	Y		<p>When card number registration is successful (including device enrolls card number), device will request following fields via POST: deviceKey, personId, time, idcardNum to pre-set call-back interface, refer to Call-back field specification</p> <p>Pass in null content to clear call-back addresses, then successful card number registration will not call back</p> <p>Call-back URL requires regular expression: String check =</p>

					"((http ftp https://)(([a-zA-Z0-9\\.\ -]+\\.[a-zA-Z]{2,6}) ([0-9]{1,3}\\.[0-9]{1,3}\\.[0-9]{1,3}\\.[0-9]{1,3})))(:[0-9]{1,5})*/[a-zA-Z0-9\\&% \\.~/~]*)?"
--	--	--	--	--	---

(30) <2.30 Algorithm Version Number Obtaining (GetSDKVersion)>

The returned task data is as follows:

```
{
  "taskNo": "task230",
  "interfaceName": "getSDKVersion",
  "result": true
}
```

[Task Data] Fields Instruction

Parameter	Description	Type	Required	Default	Additional explanation
taskNo	Name of task	String	Y		Custom the name
interfaceName	Name of interface	String	Y		getSDKVersion
result	Whether to be handled	Boolean	Y		Default as true

(31) <2.31 FTP Account Password Setting (GetSDKVersion)>

The returned task data is as follow:

```
{
  "username": "admin",
  "password": "123456",
  "taskNo": "task231",
  "interfaceName": "setFTP",
  "result": true
}
```

[Task Data] Fields Instruction

Parameter	Description	Type	Required	Default	Additional explanation
taskNo	Name of task	String	Y		Custom the name
interfaceName	Name of interface	String	Y		setFTP
result	Whether to be handled	Boolean	Y		Default as true
username	FTP username	String	Y		Username can be empty, "username": ""
password	FTP password	String	Y		Password can be null, "password": ""

(32) <2.32 Language Switch (Device/SetLanguage)>

The returned task data is as follows:

```
{
  "languageType": "en",
  "taskNo": "task232",
}
```

```

"interfaceName": "device/setLanguage",
"result": true
}

```

[Task Data] Fields Instruction

Parameter	Description	Type	Required	Default	Additional explanation
taskNo	Name of task	String	Y		Custom the name
interfaceName	Name of interface	String	Y		device/setLanguage
result	Whether to be handled	Boolean	Y		Default as true
languageType	Type of language	String	Y		Type of language: “en”: English

(33) <2.33 Timezone Setting(setTimeZone)>

The returned task data is as follows:

```

{
  "timeZone": "Asia/Shanghai",
  "taskNo": "task233",
  "interfaceName": "device/setTimeZone",
  "result": true
}

```

[Task Data] Fields Instruction

Parameter	Description	Type	Required	Default	Additional explanation
taskNo	Name of task	String	Y		Custom the name
interfaceName	Name of interface	String	Y		device/setTimeZone
result	Whether to be handled	Boolean	Y		Default as true
timeZone	Time zone	String	Y		“Asia/Shanghai” Chinese standard time (by default) Refer to Appendix 2 for other time zones Query via device configuration interface

(34) <2.34 Device Information Query (Device/Information)>

The returned task data is as follows:

```

{
  "taskNo": "task234",
  "interfaceName": "device/information",
  "result": true
}

```

[Task Data] Fields Instruction

Parameter	Description	Type	Required	Default	Additional explanation
taskNo	Name of task	String	Y		Custom the name
interfaceName	Name of interface	String	Y		device/information

result	Whether to be handled	Boolean	Y		Default as true
--------	-----------------------	---------	---	--	-----------------

(35) <2.35 Query Recognition Mode (device/getIdentifyModel)>

The returned task data is as follow:

```
{
  "taskNo": "task235",
  "interfaceName": "device/getIdentifyModel",
  "result": true
}
```

[Task Data] Fields Instruction

Parameter	Description	Type	Required	Default	Additional explanation
taskNo	Name of task	String	Y		Custom the name
interfaceName	Name of interface	String	Y		device/getIdentifyModel
result	Whether to be handled	Boolean	Y		Default as true

(36) <3.1 Register Personnel (person/create)>

The returned task data is as follows:

```
{
  "person": {
    "id": "001",
    "name": "TEST 1",
    "idcardNum": "",
    "iDNumber": "",
    "facePermission": 2,
    "idCardPermission": 2,
    "faceAndCardPermission": 2,
    "iDPermission": 2,
    "tag": "",
    "phone": ""
  },
  "taskNo": "task31",
  "interfaceName": "person/create",
  "result": true
}
```

[Task Data] Fields Instruction

Parameter	Description	Type	Required	Default	Additional explanation
taskNo	Name of task	String	Y		Custom the name
interfaceName	Name of interface	String	Y		person/create
result	Whether to be handled	Boolean	Y		Default as true
person	Collection of personnel information	Json	Y		<ul style="list-style-type: none"> Json example: <pre>{ "id":"001", "name": "", "idcardNum": "", "iDNumber": "", "facePermission": 2, "idCardPermission": 2, "faceAndCardPermission</pre>

					":2, "IDPermission":2, "tag": "", "phone": "" }
--	--	--	--	--	---

(37) <3.2 Delete Personnel (in Batch) (person/delete)>

The returned task data is as follow:

```
{
  "id": "1,01,03",
  "taskNo": "task32",
  "interfaceName": "person/delete",
  "result": true
}
```

[Task Data] Fields Instruction

Parameter	Description	Type	Required	Default	Additional explanation
taskNo	Name of task	String	Y		Custom the name
interfaceName	Name of interface	String	Y		person/delete
result	Whether to be handled	Boolean	Y		Default as true
id	Person ID	String	Y		<p>If delete multiple personnel, joins their id with English comma Pass in -1 to delete all personnel</p> <ul style="list-style-type: none"> Following data will be deleted, will not store in local: <p>ID and information of this person Corresponding recognition records and on-site captured photos of this person Corresponding registration photos of this person</p> <ul style="list-style-type: none"> Person ID (id) allows numbers -1, 0~9 and English letters only, with the limitation of 255

(38) <3.3 Personnel Update (in Batch) (person/update)>

The returned task data is as follows:

```
{
  "person": {
    "id": "001",
    "name": "Test 1",
    "idcardNum": "",
    "iDNumber": "",
    "facePermission": "2",
    "idCardPermission": "2",
    "faceAndCardPermission": "2",
    "iDPermission": "2",
    "tag": "",
    "phone": ""
  },
  "taskNo": "task33",
  "interfaceName": "person/update",
}
```

```
"result": true
}
```

[Task Data] Fields Instruction

Parameter	Description	Type	Required	Default	Additional explanation
taskNo	Name of task	String	Y		Custom the name
interfaceName	Name of interface	String	Y		person/update
result	Whether to be handled	Boolean	Y		Default as true
person	Collection of personnel information	Json	Y		<pre>{ "id": "001", "name": "", "idcardNum": "", "iDNumber": "", "facePermission": 2, "idCardPermission": 2, "faceAndCardPermission": 2, "iDPermission": 2, "tag": "", "phone": "" }</pre>

(39) <3.4 Personnel Query (person/find)>

The returned task data is as follows:

```
{
  "id": "-1",
  "taskNo": "task34",
  "interfaceName": "person/find",
  "result": true
}
```

[Task Data] Fields Instruction

Parameter	Description	Type	Required	Default	Additional explanation
taskNo	Name of task	String	Y		Custom the name
interfaceName	Name of interface	String	Y		person/find
result	Whether to be handled	Boolean	Y		Default as true
id	Person ID	String	Y		<ul style="list-style-type: none"> Query person information of designated id Id pass in -1 means not limited to query one personnel id

(40) <3.5 Personnel Query in Page (person/findByPage)>

The returned task data is as follows:

```
{
  "personId": "-1",
  "length": 100,
  "index": 0,
  "taskNo": "Task_18",
}
```



```

"interfaceName": "person/findByPage",
"result": true
}

```

[Task Data] Fields Instruction

Parameter	Description	Type	Required	Default	Additional explanation
taskNo	Name of task	String	Y		Custom the name
interfaceName	Name of interface	String	Y		person/findByPage
result	Whether to be handled	Boolean	Y		Default as true
personId	Person ID	String	Y		<ul style="list-style-type: none"> Query person information of designated id Id pass in -1 means not limited to query one personnel id
length	Max. number in each page	int	N	1000	<ul style="list-style-type: none"> Passed-in value of length requires positive integers between (0,1000] If not passed in length, default value is 1000, return the recently-added 1000 people
index	Page	int	N	0	Page starts from 0. Passed-in value of index must be less than total pages, for example: if total page is 1, index can be 0 only

(41) <3.6 Register Card Number (face/icCardRegist)>

The returned task data is as follows:

```

{
  "personId": "001",
  "taskNo": "task36",
  "interfaceName": "face/icCardRegist",
  "result": true
}

```

[Task Data] Fields Instruction

Parameter	Description	Type	Required	Default	Additional explanation
taskNo	Name of task	String	Y		Custom the name
interfaceName	Name of interface	String	Y		face/icCardRegist
result	Whether to be handled	Boolean	Y		Default as true
personId	Person ID	String	Y		<ul style="list-style-type: none"> Register card number for designated person ID Person ID must exist; if ID not exists, then cannot enter Card number registration mode After successful registration, can call the query interface of personnel information to query the card number

(42) <3.7 Passtime Permission Setting (person/createPasstime)>

The returned task data is as follows:

```
{
  "passtime": {
    "personId": "001",
    "passtime": "09:00:00,10:00:00,18:00:00,19:00:00"
  },
  "taskNo": "task37",
  "interfaceName": "person/createPasstime",
  "result": true
}
```

[Task Data] Fields Instruction

Parameter	Description	Type	Required	Default	Additional explanation
taskNo	Name of task	String	Y		Custom the name
interfaceName	Name of interface	String	Y		person/createPasstime
result	Whether to be handled	Boolean	Y		Default as true
passtime	Allowed passtime of some person everyday	String	Y		<ul style="list-style-type: none"> Json example: {"personId":"9eccc839cd7941c5a4d3165202dd3c32","passtime":"09:00:00,10:00:00,17:00:00,17:30:00,18:30:00,20:25:00"} Range is [00:00:00,23:59:59], subject to device time Format of time period (startTime, endTime, separates by comma): 09:00:00,11:00:00,13:00:00,15:00:00,17:00:00,19:00:00 At most 6 pastime segments can be set, if only 1 segment is set, then do not pass in the latter segments, for example:09:00:00, 11:00:00

(43) <3.8 Passtime Permission Setting in Batch (person/passtime)>

The returned task data is as follows:

```
{
  "passtime": "09:00:00,10:00:00,18:00:00,19:00:00",
  "personId": "001,002",
  "taskNo": "task38",
  "interfaceName": "person/passtime",
  "result": true
}
```

[Task Data] Fields Instruction

Parameter	Description	Type	Required	Default	Additional explanation
taskNo	Name of task	String	Y		Custom the name
interfaceName	Name of interface	String	Y		person/passtime

result	Whether to be handled	Boolean	Y		Default as true
passtime	Allowed passtime of some person everyday	String	Y		<ul style="list-style-type: none"> • Json example: • {"passtime": "09:00:00,10:00:00,17:00:00,17:30:00,18:30:00,20:25:00"} • Range is [00:00:00,23:59:59], subject to the device time • Format of time period (startTime, endTime, separated with English comma): 09:00:00, 11:00:00, 13:00:00, 15:00:00, 17:00:00, 19:00:00 • At most 6 pastime segments can be set, if only 1 segment is set, then do not pass in the latter segments, for example:09:00:00, 11:00:00
personId	Person Id	String	Y		<ul style="list-style-type: none"> • If set the passtime for multi-personnel, personId is joined by English comma • If pass in -1, select to set passtime for all personnel

(44) <3.9 Passtime Permission Deletion in Batch (person/deletePasstime)>

The returned task data is as follow:

```
{
  "personId": "001,002",
  "taskNo": "task39",
  "interfaceName": "person/deletePasstime",
  "result": true
}
```

[Task Data] Fields Instruction

Parameter	Description	Type	Required	Default	Additional explanation
taskNo	Name of task	String	Y		Custom the name
interfaceName	Name of interface	String	Y		person/deletePasstime
result	Whether to be handled	Boolean	Y		Default as true
personId	Person Id	String	Y		<ul style="list-style-type: none"> • Delete the passtime permission settings for this person, this person will no longer have the passtime permission • To delete the passtime of multiple personnel, joins personId with English comma • Pass in -1 can clear the passtime of all personnel • Old LAN version devices support passing in single personId

(45) <3.10 Expiry Date Setting (person/permissionCreate)>

The returned task data is as follows:

```
{
  "personId": "001",
  "time": "2012-03-06 00:00:00",
  "taskNo": "task310",
  "interfaceName": "person/permissionsCreate",
  "result": true
}
```

[Task Data] Fields Instruction

Parameter	Description	Type	Required	Default	Additional explanation
taskNo	Name of task	String	Y		Custom the name
interfaceName	Name of interface	String	Y		person/permissionsCreate
result	Whether to be handled	Boolean	Y		Default as true
time	Time of expiry date, delete this person on time	String	Y		<ul style="list-style-type: none"> Subject to device system time, when person permission is expired, this person will be deleted in 5s Format of incoming time is (Year-Month-Day Hour:Minute:Second): 2017-07-15 12:05:00
personId	Person Id	String	Y		<ul style="list-style-type: none"> Support single person only

(46) <3.11 Expiry Date Setting in Batch (person/permissionTime)>

The returned task data is as follows:

```
{
  "personId": "001",
  "startTime": "2020-04-28 00:00:00",
  "endTime": "2020-04-29 00:00:00",
  "taskNo": "task311",
  "interfaceName": "person/permissionTime",
  "result": true
}
```

[Task Data] Fields Instruction

Parameter	Description	Type	Required	Default	Additional explanation
taskNo	Name of task	String	Y		Custom the name
interfaceName	Name of interface	String	Y		person/permissionTime
result	Whether to be handled	Boolean	Y		Default as true
personId	Person Id	String	Y		<ul style="list-style-type: none"> If set passtime for multiple personnel, joins personId with English comma If pass in -1, select to set passtime permission for all personnel
startTime	Start time	String	Y		<ul style="list-style-type: none"> Format of pass-in time is (Year-Month-Day Hour: Minute: Second): 2017-07-15 12:05:00 Subject to device system time, when person permission is expired, this person will be deleted in 5s

endTime	End time	String	Y		<ul style="list-style-type: none"> Format of pass-in time is (Year-Month-Day Hour: Minute: Second): 2017-07-15 12:05:00 Subject to device system time, when person permission is expired, this person will be deleted in 5s
---------	----------	--------	---	--	---

(47) <3.12 Expiry Date Deletion in Batch (person/permissionsDelete)>

The returned task data is as follows:

```
{
  "personId": "001",
  "taskNo": "task312",
  "interfaceName": "person/permissionsDelete",
  "result": true
}
```

[Task Data] Fields Instruction

Parameter	Description	Type	Required	Default	Additional explanation
taskNo	Name of task	String	Y		Custom the name
interfaceName	Name of interface	String	Y		person/permissionsDelete
result	Whether to be handled	Boolean	Y		Default as true
personId	Person Id	String	Y		<ul style="list-style-type: none"> To delete permission time of multiple personnel, joins personId with English comma Pass in -1 to clear passtime permission of all personnel Delete the passtime permission setting of this person, then this person will not be deleted on time Old LAN devices support passing in single personId

(48) <3.13 Personnel Permission Query (person/permissionInfo)>

The returned task data is as follows:

```
{
  "personId": "001",
  "length": 0,
  "index": 0,
  "taskNo": "task313",
  "interfaceName": "person/permissionInfo",
  "result": true
}
```

[Task Data] Fields Instruction

Parameter	Description	Type	Required	Default	Additional explanation
taskNo	Name of task	String	Y		Custom the name
interfaceName	Name of interface	String	Y		person/permissionInfo

result	Whether to be handled	Boolean	Y		Default as true
personId	Person Id	String	Y		<ul style="list-style-type: none"> Query person info of designated id Pass in -1 for id, means query personnel not limited to personId
length	Max. numbers in each page	Int	N		<ul style="list-style-type: none"> Incoming value of length requires positive integer between (0,1000], If not pass in length, default number is 1000, return the recently-added 1000 people
index	Page	Int	N		<ul style="list-style-type: none"> Page starts from 0, incoming value of index must be less than total number of pages, for example: total page is 1, index can be 0 only

(49) <4.1 Photo Registration (Base64) (face/create)>

The returned task data is as follow:

```
{
  "personId": "001",
  "faceId": "face001",
  "imgBase64": ".....",
  "isEasyWay": true,
  "taskNo": "task41",
  "interfaceName": "face/create",
  "result": true
}
```

[Task Data] Fields Instruction

Parameter	Description	Type	Required	Default	Additional explanation
taskNo	Name of task	String	Y		Custom the name
interfaceName	Name of interface	String	Y		face/create
result	Whether to be handled	Boolean	Y		Default as true
personId	Person Id	String	Y		<ul style="list-style-type: none"> Used to mark that this photo belongs to a person id Must register person first, then can add photos
faceId	Photo ID	String	Y		<ul style="list-style-type: none"> If pass in null content for faceId, system will generate a 32-bit faceId which will be returned after successful photo registration Content of faceId allows numbers and English letters only, case sensitive, with the length limitation of 255 characters
imgBase64	base64 coding strings of photo	String	Y		<ul style="list-style-type: none"> Without the header, for example: data: image/jpg; base64, Image format supportspng, jpg, jpeg
isEasyWay	Select loose or strict photo registration method	Boolean	N		<ul style="list-style-type: none"> Not required, default as false: test photo quality strictly; true: test photo quality loosely

(50) <4.2 Photo Registration (url) (face/createByUrl)>

The returned task data is as follows:

```
{
  "taskNo": "TASK-011",
  "interfaceName": "face/createByUrl",
  "result": true,
  "personId": "Abc1234",
  "faceId": "",
  "imgUrl": "http://ground-images-test.oss-cn-hangzhou.aliyuncs.com/11/Anne_Fletcher.jpg",
  "isEasyWay": "false"
}
```

[Task Data] Fields Instruction

Parameter	Description	Type	Required	Default	Additional explanation
taskNo	Name of task	String	Y		Custom the name
interfaceName	Name of interface	String	Y		face/createByUrl
result	Whether to be handled	Boolean	Y		Default as true
personId	Person Id	String	Y		<ul style="list-style-type: none"> Used to mark that this photo belongs to a person id Register the person first before adding photos
faceId	Photo ID	String	Y		<ul style="list-style-type: none"> If pass in content faceId, the system will generate a 32-bit faceId which will be returned after successful registration Content of faceId allows numbers and English letters, case sensitive, with the length of 255 characters
imgUrl	Photo url	String	Y		<ul style="list-style-type: none"> Download image to the local via url, extract features from the image Supports image in the position with http protocol, not supports local path Image format supports png, jpg, jpeg
isEasyWay	Select loose or strict photo registration method	Boolean	N		<ul style="list-style-type: none"> Not required, default as false: test photo quality strictly; true: test photo quality loosely

(51) <4.3 Photo Registration (Base64+url) (face)>

The returned task data is as follows:

```
{
  "personId": "001",
  "faceId": "face005",
  "url": "https://test-group.oss-cn-hangzhou.aliyuncs.com/sifei/%E5%85%89%E7%BA%BF%E4%B8%8D%E5%9D%87%E5%8C%80.png",
  "base64": "",
  "isEasyWay": true,
  "taskNo": "task43",
  "interfaceName": "face",
  "result": true
}
```

[Task Data] Fields Instruction

Parameter	Description	Type	Required	Default	Additional explanation
taskNo	Name of task	String	Y		Custom the name
interfaceName	Name of interface	String	Y		face
result	Whether to be handled	Boolean	Y		Default as true
personId	Person ID	String	Y		<ul style="list-style-type: none"> Used to mark that this photo belongs to a person id Register the person first, before adding photos
faceId	Photo ID	String	Y		<ul style="list-style-type: none"> If pass in content faceId, the system will generate a 32-bit faceId which will be returned after successful registration Content of faceId allows numbers and English letters, case sensitive, with the length of 255 characters
url	Photo url	String	N		<ul style="list-style-type: none"> If pass in both base64 and url, url first. If pass in url parameter, will verify url and its content only, but not verify base64 If register with base64, please do not pass in url parameter If not pass in base64 or url, error will be reported Supports image in the position with http protocol, not supports local path
base64	base64 coding strings of photo	String	N		Without the header, for example: data:image/jpg; base64,
isEasyWay	Select loose or strict photo registration method	Boolean	N		Not required, default as false: test photo quality strictly; true: test photo quality loosely

(52) <4.4 Photos Deletion (face/delete)>

The returned task data is as follows:

```
{
  "faceId": "face003",
  "taskNo": "task44",
  "interfaceName": "face/delete",
  "result": true
}
```

[Task Data] Fields Instruction

Parameter	Description	Type	Required	Default	Additional explanation
taskNo	Name of task	String	Y		Custom the name
interfaceName	Name of interface	String	Y		face/delete
result	Whether to be handled	Boolean	Y		Default as true

faceId	Photo ID	String	Y		Delete registration photos of this faceId, which are nonrecoverable
--------	----------	--------	---	--	---

(53) <4.5 Photos Update (base64) (face/update)>

The returned task data is as follows:

```
{
  "personId": "002",
  "faceId": "face002",
  "imgBase64": ".....",
  "isEasyWay": true,
  "taskNo": "task45",
  "interfaceName": "face/update",
  "result": true
}
```

[Task Data] Fields Instruction

Parameter	Description	Type	Required	Default	Additional explanation
taskNo	Name of task	String	Y		Custom the name
interfaceName	Name of interface	String	Y		face/update
result	Whether to be handled	Boolean	Y		Default as true
personId	Person ID	String	Y		<ul style="list-style-type: none"> Used to mark that this photo belongs to a person id Register the person first, before adding photos
faceId	Photo ID	String	Y		<ul style="list-style-type: none"> If pass in content faceId, the system will generate a 32-bit faceId which will be returned after successful registration Content of faceId allows numbers and English letters, case sensitive, with the length of 255 characters
imgBase64	base64 coding strings of photo	String	Y		<ul style="list-style-type: none"> Without the header, for example: data:image/jpg;base64, Image format supports png, jpgand jpeg
isEasyWay	Select loose or strict photo registration method	Boolean	N		Not required, default as false: test photo quality strictly; true: test photo quality loosely

(54) <4.6 Photos Update (base64+url) (face)>

The returned task data is as follows:

```
{
  "personId": "001",
  "faceId": "face005",
  "url": "https:// test-group.oss-cn-hangzhou.aliyuncs.com/sifei/%E5%85%89%E7%BA%BF%E4%B8%8D%E5%9D%87%E5%8C%80.png",
  "base64": ".....",
  "isEasyWay": true,
  "taskNo": "task46",
  "interfaceName": "face",
  "result": true
}
```

}
[Task Data] Fields Instruction

Parameter	Description	Type	Required	Default	Additional explanation
taskNo	Name of task	String	Y		Custom the name
interfaceName	Name of interface	String	Y		face
result	Whether to be handled	Boolean	Y		Default as true
personId	Person ID	String	Y		<ul style="list-style-type: none"> Used to mark that this photo belongs to a person id Register the person first before adding photos
faceId	Photo ID	String	Y		<ul style="list-style-type: none"> If pass in content faceId, the system will generate a 32-bit faceId which will be returned after successful registration Content of faceId allows numbers and English letters, case sensitive, with the length of 255 characters
url	Photo url	String	N		<ul style="list-style-type: none"> If pass in both base64 and url, url first. If pass in url parameter, will verify url and its content only, but not verify base64 If register with base64, please do not pass in url parameter If not pass in base64 or url, error will be reported Supports image in the position with http protocol, not supports local path
base64	base64 coding strings of photo	String	N		Without the header, for example: data:image/jpg; base64,
isEasyWay	Select loose or strict photo registration method	Boolean	N		Not required, default as false: test photo quality strictly; true: test photo quality loosely

(55) <4.7 Update Photos (base64+url) (face/find)>

The returned task data is as follows:

```
{
  "personId": "001",
  "taskNo": "task47",
  "interfaceName": "face/find",
  "result": true
}
```

[Task Data] Fields Instruction

Parameter	Description	Type	Required	Default	Additional explanation
taskNo	Name of task	String	Y		Custom the name
interfaceName	Name of interface	String	Y		face/find

result	Whether to be handled	Boolean	Y		Default as true
personId	Photo ID	String	Y		Query all registration photos of this person

(56) <4.8 Photo-taking Registration (face/takeImg)>

The returned task data is as follows:

```
{
  "personId": "001",
  "taskNo": "Task 28",
  "interfaceName": "face/takeImg",
  "result": true
}
```

[Task Data] Fields Instruction

Parameter	Description	Type	Required	Default	Additional explanation
taskNo	Name of task	String	Y		Custom the name
interfaceName	Name of interface	String	Y		face/takeImg
result	Whether to be handled	Boolean	Y		Default as true
personId	Photo ID	String	Y		<ul style="list-style-type: none"> Take photos for designated person ID Person ID must exist; if person ID not exists, cannot enter auto-capture mode

(57) <4.9 Feature Registration (face/featureReg)>

The returned task data is as follows:

```
{
  "personId": "002",
  "faceId": "face003",
  "feature": null,
  "featureKey": null,
  "SDKVersion": null,
  "taskNo": "task49",
  "interfaceName": "face/featureReg",
  "result": true
}
```

[Task Data] Fields Instruction

Parameter	Description	Type	Required	Default	Additional explanation
taskNo	Name of task	String	Y		Custom the name
interfaceName	Name of interface	String	Y		face/featureReg
result	Whether to be handled	Boolean	Y		Default as true
personId	Person ID	String	Y		<ul style="list-style-type: none"> Register a feature for designated person ID Person ID must exist; if person id not exists, cannot add

faceId	Photo ID	String	Y		<ul style="list-style-type: none"> If incoming content of faceId is null, system will auto generate faceId and return it after successful feature registration When update photos, faceId is the exclusive mark
feature	Feature code	String	Y		<ul style="list-style-type: none"> Receive via call-back of photo registration, also obtain via photo query interface Register a feature equals to register a photo Max. total number of each person ID is X, including features and photos
featureKey	Secretkey of feature	String	N		<ul style="list-style-type: none"> Receive via call-back of photo registration after features registered Not verify compatible fields
SDKVersion	Version number of the algorithm	String	N		<p>Version number is the legality verification of registration features, which is suggested to pass in; if pass in null content, that means the algorithm version number of incoming feature is the same as that of device.</p> <p>Notes: features with different versions cannot be in common use</p>

(58) <4.10 Registration Photos Clearance (face/deletePerson)>

The returned task data is as follows:

```
{
  "personId": "001",
  "taskNo": "Task_30",
  "interfaceName": "face/deletePerson",
  "result": true
}
```

[Task Data] Fields Instruction

Parameter	Description	Type	Required	Default	Additional explanation
taskNo	Name of task	String	Y		Custom the name
interfaceName	Name of interface	String	Y		face/deletePerson
result	Whether to be handled	Boolean	Y		Default as true
personId	Person ID	String	Y		Call this interface, all registered photo id of this person will be canceled, and delete all registration photos of this person stored in device simultaneously

(59) <4.11 Similarity Comparison of Photos (photoComparison)>

The returned task data is as follows:

```
{
  "img1": ".....",
  "img2": ".....",
  "taskNo": "task411",
}
```

```

"interfaceName": "photoComparison",
"result": true
}

```

[Task Data] Fields Instruction

Parameter	Description	Type	Required	Default	Additional explanation
taskNo	Name of task	String	Y		Custom the name
interfaceName	Name of interface	String	Y		photoComparison
result	Whether to be handled	Boolean	Y		Default as true
img1	base64 coding of photo 1	String	Y		Without the header, for example: data:image/jpg; base64, Device will test the faces and compare the similarity between the incoming 2 photos
img2	base64 coding of photo 2	String	Y		

(60) <4.12 Incompatible Photos (Force to Delete) Query (face/deleteByUpdate)>

The returned task data is as follows:

```

{
  "personId": "001",
  "length": 0,
  "index": 0,
  "taskNo": "task412",
  "interfaceName": "face/deleteByUpdate",
  "result": true
}

```

[Task Data] Fields Instruction

Parameter	Description	Type	Required	Default	Additional explanation
taskNo	Name of task	String	Y		Custom the name
interfaceName	Name of interface	String	Y		face/deleteByUpdate
result	Whether to be handled	Boolean	Y		Default as true
personId	Person ID	String	Y		<ul style="list-style-type: none"> ● Query person of designated personId ● personId pass in -1, query all personnel
length	Max. number in each page	Int	N		<ul style="list-style-type: none"> ● Incoming value of length requires positive integers between (0,1000]. ● If not pass in length, default value is 1000, return the recently-added 1000 people
index	Page	Int	N		Page starts from 0. Incoming value of the index must be less than total number of pages, for example: total page is 1, index can be 0 only

(61) <5.1 Query Recognition Records (newFindRecords)>

The returned task data is as follows:

```
{
  "personId": "001",
  "startTime": "2019-01-01 00:00:00",
  "endTime": "2020-03-07 00:00:00",
  "order": "1",
  "length": 100,
  "index": 0,
  "model": -1,
  "taskNo": "task51",
  "interfaceName": "newFindRecords",
  "result": true
}
```

[Task Data] Fields Instruction

Parameter	Description	Type	Required	Default	Additional explanation
taskNo	Name of task	String	Y		Custom the name
interfaceName	Name of interface	String	Y		newFindRecords
result	Whether to be handled	Boolean	Y		Default as true
personId	Person ID	String	Y		<ul style="list-style-type: none"> Query personnel recognition records of designated id Pass in -1 to query recognition records of all personnel, including strangers Pass in STRANGERBABY to query all records of strangers/failed recognition Pass in IDCARD to query records of all face&card comparison
startTime	Start time of record	String	Y		<ul style="list-style-type: none"> If not query via time, please pass in 0 respectively If query via time, please follow the format (Year-Month-Day Hour: Minute: Second): 2017-07-15 12:05:00
endTime	End time of record	String	Y		<ul style="list-style-type: none"> If not query via time, please pass in 0 respectively If query via time, please follow the format (Year-Month-Day Hour: Minute: Second): 2017-07-15 12:05:00
length	Max. number in each page	int	N	1000	<ul style="list-style-type: none"> Pass in positive integers (0,1000] for value of length If not pass in length, default value is 1000
model	Record type	int	N	-1	<ul style="list-style-type: none"> -1: All types of recognition records 0: Face recognition 1: Face&Card double authentication (Face&Card-in-one) 2: Face&Card comparison 3: Card recognition

					<ul style="list-style-type: none"> • 4: Exit button • 5: Remote opening • 6: Password • 7: Face&Password double authentication • 8: Mask detection • 9: QR code opening • 10: Card&Temperature measuring • 11: QR code recognition • 12: Card&Password recognition • Not pass in model, default is -1
order	Sort order	String	N		<ul style="list-style-type: none"> • 1: Ascending order via time • Not pass in order, descending order via time • Pass in any value other than 1, then apply descending order
index	Page	int	N		Page starts from 0

(62) <5.2 Delete Recognition Records (newDeleteRecords)>

The returned task data is as follows:

```
{
  "personId": "001",
  "startTime": "2019-01-01 00:00:00",
  "endTime": "2020-03-07 00:00:00",
  "model": -1,
  "taskNo": "task52",
  "interfaceName": "newDeleteRecords",
  "result": true
}
```

[Task Data] Fields Instruction

Parameter	Description	Type	Required	Default	Additional explanation
taskNo	Name of task	String	Y		Custom the name
interfaceName	Name of interface	String	Y		newDeleteRecords
result	Whether to be handled	Boolean	Y		Default as true
personId	Person ID	String	Y		<ul style="list-style-type: none"> • Delete recognition records of designated id • Pass in -1 to delete recognition records of all personnel, including strangers • Pass in STRANGERBABY to delete all stranger/failed recognition records • Pass in IDCARD to delete all Face&Card comparison records
startTime	Start time of record	String	Y		<ul style="list-style-type: none"> • To delete all face recognition records and on-site photos within time period • Pass in 0 for startTime, and the default start time is the earliest record; pass in 0 for endTime, default end time is the latest record

					<ul style="list-style-type: none"> • Format of pass-in time is (Year-Month-Day Hour:Minute:Second): 2017-07-15 12:05:00 • To delete accurately, use unixtime
endTime	End time of record	String	Y		<ul style="list-style-type: none"> • To delete all face recognition records and on-site photos within time period • Pass in 0 for startTime, and the default start time is the earliest record; pass in 0 for endTime, default end time is the latest record • Format of pass-in time is (Year-Month-Day Hour:Minute:Second): 2017-07-15 12:05:00 • Use unixtime to delete accurately
model	Types of record	int	N	-1	<ul style="list-style-type: none"> • -1: All types of recognition records • 0: Face recognition • 1: Face&Card double authentication (Face&Card-in-one) • 2: Face&Card comparison • 3: Card recognition • 4: Exit button • 5: Remote opening • 6: Password opening • 7: Face&Password double authentication • 8: Mask detection • 9: QR code opening • 10: Card&Temperature measuring • 11: QR code recognition • 12: Card&Password recognition • Not pass in model, default is -1

(63) <5.3 Recognition Records Deletion (via Unix Millisecond Timestamp)

(newDeleteRecordsByUnixTime) >

The returned task data is as follows:

```
{
  "personId": "001",
  "startTime": "1507773661000",
  "endTime": "1507773661001",
  "model": -1,
  "taskNo": "task53",
  "interfaceName": "newDeleteRecordsByUnixTime",
  "result": true
}
```

[Task Data] Fields Instruction

Parameter	Description	Type	Required	Default	Additional explanation
taskNo	Name of task	String	Y		Custom the name
interfaceName	Name of interface	String	Y		newDeleteRecordsByUnixTime
result	Whether to be handled	Boolean	Y		Default as true

personId	Person ID	String	Y		<ul style="list-style-type: none"> Delete recognition records of designated id Pass in -1 to delete recognition records of all personnel, including strangers Pass in STRANGERBABY to delete all stranger/failed recognition records Pass in IDCARD to delete all Face&Card comparison records
startTime	Start time of record	String	Y		<ul style="list-style-type: none"> Delete all face recognition records and on-site photos within time period Pass in 0 for startTime, and the default start time is the earliest record; pass in 0 for endTime, default end time is the latest record Format of pass-in time is: 1507773661000
endTime	End time of record	String	Y		<ul style="list-style-type: none"> Delete all face recognition records and on-site photos within time period Pass in 0 for startTime, and the default start time is the earliest record; pass in 0 for endTime, default end time is the latest record Format of pass-in time is: 1507773661000
model	Types of record	int	N	-1	<ul style="list-style-type: none"> -1: All types of recognition records 0: Face recognition 1: Face&Card double authentication (Face&Card-in-one) 2: Face&Card comparison 3: Card recognition 4: Exit button 5: Remote opening 6: Password opening 7: Face&Password double authentication 8: Mask detection 9: QR code opening 10: Card&Temperature measuring 11: QR code recognition Not pass in model, default is -1
personId	Person ID	String	Y		<ul style="list-style-type: none"> Delete recognition records of designated id Pass in -1 to delete recognition records of all personnel, including strangers Pass in STRANGERBABY to delete all stranger/failed recognition records Pass in IDCARD to delete all Face&Card comparison records

(64) <5.4 Face Recognition Records Query (findRecords) >

The returned task data is as follows:

```
{
  "personId": "001",
  "startTime": "2019-01-01 00:00:00",
  "endTime": "2020-03-07 00:00:00",
  "length": 100,
  "index": 0,
  "taskNo": "Task_32",
  "interfaceName": "findRecords",
  "result": true
}
```

[Task Data] Fields Instruction

Parameter	Description	Type	Required	Default	Additional explanation
taskNo	Name of task	String	Y		Custom the name
interfaceName	Name of interface	String	Y		findRecords
result	Whether to be handled	Boolean	Y		Default as true
personId	Person ID	String	Y		<ul style="list-style-type: none"> Query recognition records of designated id Pass in -1 to query recognition records of all personnel, including strangers Pass in STRANGERBABY to query all stranger/failed recognition records
startTime	Start time of record	String	Y		<ul style="list-style-type: none"> If not query by time, please pass in 0 If query by time, please follow the format (Year-Month-Day Hour: Minute: Second): 2017-07-15 12:05:00
endTime	End time of record	String	Y		<ul style="list-style-type: none"> If not query by time, please pass in 0 If query by time, please follow the format (Year-Month-Day Hour: Minute: Second): 2017-07-15 12:05:00
length	Max. number in each page	int	Y		<ul style="list-style-type: none"> Pass in -1, not paging If not pass in -1, must be greater than 0
index	Page	int	Y		Page, starts from 0

(65) <5.5 Face Recognition Records Deletion (deleteRecords) >

The returned task data is as follows:

```
{
  "time": "2019-11-01 00:00:00",
  "taskNo": "task55",
  "interfaceName": "deleteRecords",
  "result": true
}
```

[Task Data] Fields Instruction

Parameter	Description	Type	Required	Default	Additional explanation
taskNo	Name of task	String	Y		Custom the name

interfaceName	Name of interface	String	Y		deleteRecords
result	Whether to be handled	Boolean	Y		Default as true
time	End time of record	String	Y		<ul style="list-style-type: none"> To delete all face recognition records and on-site photos within time period Format of pass-in time is (Year-Month-Day Hour: Minute: Second): 202017-07-15 12:05:00

(66) <5.6 Face Recognition Records Deletion (via Unix Millisecond Timestamp) (deleteRecordsByUnixTime) >

The returned task data is as follows:

```
{
  "unixTime": "1507773661000",
  "taskNo": "Task_34",
  "interfaceName": "deleteRecordsByUnixTime",
  "result": true
}
```

[Task Data] Fields Instruction

Parameter	Description	Type	Required	Default	Additional explanation
taskNo	Name of task	String	Y		Custom the name
interfaceName	Name of interface	String	Y		deleteRecordsByUnixTime
result	Whether to be handled	Boolean	Y		Default as true
unixTime	End time of record	String	Y		<ul style="list-style-type: none"> To delete all face recognition records and on-site photos before the uploading date and time Format of pass-in time is: 1507773661000

(67) <5.7 Card Recognition Records Query (findICRecords) >

The returned task data is as follows:

```
{
  "personId": "001",
  "startTime": "2019-01-01 00:00:00",
  "endTime": "2019-11-01 00:00:00",
  "length": 100,
  "index": 0,
  "taskNo": "task57",
  "interfaceName": "findICRecords",
  "result": true
}
```

[Task Data] Fields Instruction

Parameter	Description	Type	Required	Default	Additional explanation
taskNo	Name of task	String	Y		Custom the name
interfaceName	Name of interface	String	Y		findICRecords

result	Whether to be handled	Boolean	Y		Default as true
personId	Person ID	String	Y		<ul style="list-style-type: none"> Query recognition records of designated id Pass in -1 to query recognition records of all personnel, including strangers Pass in STRANGERBABY to query all stranger/failed recognition records
startTime	Start time of record	String	Y		<ul style="list-style-type: none"> If not query by time, please pass in 0 If query by time, please follow the format (Year-Month-Day Hour: Minute: Second): 2017-07-15 12:05:00
endTime	End time of record	String	Y		<ul style="list-style-type: none"> If not query by time, please pass in 0 If query by time, please follow the format (Year-Month-Day Hour: Minute: Second): 2017-07-15 12:05:00
length	Max. number in each page	int	Y		<ul style="list-style-type: none"> Pass in -1, not paging If not pass in -1, must be greater than 0
index	Page	int	Y		Page, starts from 0

(68) <5.8 Card Recognition Records Deletion (deleteICRecords) >

The returned task data is as follows:

```
{
  "time": "2019-11-01 00:00:00",
  "taskNo": "task58",
  "interfaceName": "deleteICRecords",
  "result": true
}
```

[Task Data] Fields Instruction

Parameter	Description	Type	Required	Default	Additional explanation
taskNo	Name of task	String	Y		Custom the name
interfaceName	Name of interface	String	Y		deleteICRecords
result	Whether to be handled	Boolean	Y		Default as true
time	Timeline	String	Y		<ul style="list-style-type: none"> To delete all card recognition records before passing date and time Pass-in time format is (Year-Month-Day Hour:Minute:Second): 202017-07-15 12:05:00

(69) <5.9 Card Recognition Records Deletion (via Unix Millisecond Timestamp) (deleteICRecordsByUnixTime) >

The returned task data is as follow:

```
{
  "unixTime": "1562727594000",
}
```

```

"taskNo": "task59",
"interfaceName": "deleteICRecordsByUnixTime",
"result": true
}

```

[Task Data] Fields Instruction

Parameter	Description	Type	Required	Default	Additional explanation
taskNo	Name of task	String	Y		Custom the name
interfaceName	Name of interface	String	Y		deleteICRecordsByUnixTime
result	Whether to be handled	Boolean	Y		Default as true
unixTime	Endtime of record	String	Y		<ul style="list-style-type: none"> To delete all card recognition records before passing date and time Passed-in time format is: 1507773661000

6.2.3 Supported Parameter Values by <interfaceName>

setPassWord	2.1 Set Device Password
getDeviceKey	2.2 Obtain Device Serial Number
setConfig	2.3 Device Configuration
changeLogo	2.8 Change Logo
setNetInfo	2.12 Configure Wired Network
setWifi	2.13 Configure Wireless Network
setTime	2.14 Set Device Time
restartDevice	2.16 Restart the Device
device/reset	2.17 Reset the Device
setIdentifyCallBack	2.20 Recognition Call-back
setImgRegCallBack	2.21 Call-back of Registration Photo
setDeviceHeartBeat	2.22 Heartbeat Call-back
device/openDoorControl	2.24 Remotely Control Output
person/create	3.1 Register the Person
person/delete	3.2 Delete Personnel (in Batch)
person/update	3.3 Update Personnel
person/find	3.4 Query Personnel
person/findByPage	3.5 Query Personnel in Page
face/icCardRegist	3.6 Register Card Number
person/createPasstime	3.7 Set Passtime Permission
person/deletePasstime	3.9 Delete Passtime Permission in Batch
person/permissionsCreate	3.10 Set Expiry Date
person/permissionsDelete	3.12 Delete Expiry Date in Batch
face/create	4.1 Photo Registration (base64)
face/delete	4.4 Delete Photos
face/update	4.5 Update Photos(base64)
face/find	4.7 Query Photos
face/takeImg	4.8 Photo-taking Registration
face/featureReg	4.9 Feature Registration
face/deletePerson	4.10 Clear Registration Photos

photoComparison	4.11 Similarity Comparison of Photos
findRecords	5.4 Query Face Recognition Records
deleteRecords	5.5 Delete Face Recognition Records
deleteRecordsByUnixTime	5.6 Delete Face Recognition Records (via Unix Millisecond Timestamp)
findICRecords	5.7 Query Card Recognition Records
deleteICRecords	5.8 Delete Card Recognition Records
deleteICRecordsByUnixTime	5.9 Delete Card Recognition Records (via Unix Millisecond Timestamp)

6.3 Report Address for the Result of Task Processing (SetTaskProcessingResultAddress)

Request data

Method	URL
POST	http://Device IP:8090/setTaskProcessingResultsAddress

Header domain

Parameter	Description	Type	Required	Default	Additional explanation
Content-Type	Designate the request type of media	String	Y		application/x-www-form-urlencoded

Body domain

Parameter	Description	Type	Required	Default	Additional explanation
pass	Device password	String	Y		
url	Report address	String	Y		<p>Device will call this interface to return processing results after finishing the task</p> <p>Pass in null content will clear call-back address, then successful recognition will not do the callback anymore</p> <p>Call-back URL requires meeting regular expression:String check =</p> <pre>"((http ftp https):/)(([a-zA-Z0-9\\._-]+\\.[a-zA-Z]{2,6}) ([0-9]{1,3}\\.[0-9]{1,3}\\.[0-9]{1,3}\\.[0-9]{1,3}))(:[0-9]{1,4})*/([a-zA-Z0-9\\&%'\\./~-]*)?"</pre>

Example of postman

The screenshot shows a Postman interface for a POST request to `http://192.168.74.130:8090/setTaskProcessingResultsAddress`. The request body is set to 'x-www-form-urlencoded' and contains two parameters: 'pass' with value '1' and 'url' with value 'http://192.168.79.192:8010/api/TaskResult'. The response status is 200 OK, and the body is a JSON object:

```

{
  "code": "LAN_SUS-0",
  "data": "http://192.168.79.192:8010/api/TaskResult",
  "msg": "Set up successfully",
  "result": 1,
  "success": true
}
    
```

Example of return

```

{
  "code": "LAN_SUS-0",
  "data": "http://192.168.79.192:8010/api/TaskResult ",
  "msg": "Set successfully",
  "result": 1,
  "success": true
}
    
```

6.3.1 Instruction for Data Fields of Task Processing Results that Device Sent to <Report Address>

i Attention: Data is in body, format of Json replied in result parameters should keep consistent with that of returned Json data from LAN interfaces.

Instruction for Data Fields of Task Processing Results

Parameter	Type	Description
deviceKey	String	Exclusive mark of device
result	String	Processing results
taskNo	String	Number of tasks

6.3.2 Data Example of Task Processing Results that Device Sent to <Report Address>

a) For example, <3.1 Register the Person>, returned data is as follow:

```

{
  "deviceKey": "84E0F4200CCB02FA",
  "taskNo": "TASK-001",
  "result": {
    "data": {
      "createTime": 1551772471550,
    }
  }
}
    
```

```

    "faceAndCardPermission": 2,
    "facePermission": 2,
    "iDPermission ": 2,
    "id ": "52e328 fc3cba43de81937cab8ddcc6cc ",
    "idCardPermission ": 2,
    "idcardNum ": "511323199204250569 ",
    "name ": "Camille 1 "
  },
  "msg ": "Person info is added successfully",
  "result ": 1,
  "success ": true
}
}

```

Field Instruction for Parameters of [Task Processing Results] Data


Parameter	Type	Description
taskNo	String	Serial number of the task, corresponds to the number of the issued task
interfaceName	String	Name of interface
result	String	Returned content from the interface of adding personnel

6.3.3 <Report Address> Receives the Reported [Task Processing Results] from Device, and Responds Data Instruction

```

{
  "result": true
}

```

 Attention: Device can continue the next task only when receives “true”.

Appendix 1 Code Overview

Code	msg
LAN_SUS-0	Interface called successfully, msg will change according to different Interfaces
LAN_EXP-1000	Unknown anomaly
LAN_EXP-1001	Password error, please check its validity
LAN_EXP-1002	pass parameter anomaly
LAN_EXP-1003	Password not set for Interface services, please set password first
LAN_EXP-1004	Device is disabled, please enable it first before operating
LAN_EXP-1005	Device is busy, please try again late
LAN_EXP-1006	The XX method is not supported.
LAN_EXP-2001	oldPass parameter anomaly
LAN_EXP-2002	newPass parameter anomaly
LAN_EXP-2003	Password cannot be null or with blanks
LAN_EXP-2004	New password cannot be null or with blanks
LAN_EXP-2005	Old password error
LAN_EXP-2006	Set the password for the first-time, please confirm oldPass and newPass are the same
LAN_EXP-2007	config parameter anomaly
LAN_EXP-2008	Format of json of config class error
LAN_EXP-2009	Illegal json parameter
LAN_EXP-2013	config parameter cannot be null
LAN_EXP-2014	relaySwitch parameter anomaly
LAN_EXP-2015	serialOutMode parameter anomaly
LAN_EXP-2016	serialOutContent parameter anomaly
LAN_EXP-2017	weigenContent parameter anomaly
LAN_EXP-2018	showIp parameter anomaly
LAN_EXP-2019	showDeviceKey parameter anomaly
LAN_EXP-2020	showPeopleNum parameter anomaly
LAN_EXP-2021	showIp parameter cannot be null
LAN_EXP-2022	showDeviceKey parameter cannot be null
LAN_EXP-2023	showPeopleNum parameter cannot be null
LAN_EXP-2024	imgBase64 parameter anomaly
LAN_EXP-2025	imgBase64 image analysis anomaly
LAN_EXP-2026	Failed to set, image storage anomaly
LAN_EXP-2027	base64 parameter anomaly
LAN_EXP-2028	base64 image analysis anomaly
LAN_EXP-2029	orientation parameter anomaly
LAN_EXP-2030	Illegal orientation parameter
LAN_EXP-2031	Device does not support
LAN_EXP-2032	isDHCPMod parameter anomaly
LAN_EXP-2033	ip parameter anomaly
LAN_EXP-2034	gateway parameter anomaly
LAN_EXP-2035	subnetMask parameter anomaly
LAN_EXP-2036	DNS parameter anomaly
LAN_EXP-2037	Illegal isDHCPMod parameter
LAN_EXP-2038	ip format error
LAN_EXP-2039	gateway format error
LAN_EXP-2040	subnetMask format error

LAN_EXP-2041	dns format error
LAN_EXP-2042	wifiMsg parameter anomaly
LAN_EXP-2043	pwd parameter anomaly
LAN_EXP-2044	isDHCPMod parameter cannot be null
LAN_EXP-2045	Format of json of wifiMsg class error
LAN_EXP-2046	ip parameter cannot be null
LAN_EXP-2047	gateway parameter cannot be null
LAN_EXP-2048	dns parameter cannot be null
LAN_EXP-2049	timestamp parameter anomaly
LAN_EXP-2050	timestamp format error
LAN_EXP-2051	time parameter anomaly
LAN_EXP-2052	time requires Integers among [0, 60], in minutes
LAN_EXP-2053	ssid parameter cannot be null
LAN_EXP-2054	img parameter anomaly
LAN_EXP-2055	Illegal characters contained in pwd!
LAN_EXP-2056	Illegal screenMode parameter
LAN_EXP-2057	delete parameter anomaly
LAN_EXP-2058	Illegal delete parameter
LAN_EXP-2059	isDisable parameter anomaly
LAN_EXP-2060	Illegal isDisable parameter
LAN_EXP-2061	url parameter anomaly
LAN_EXP-2062	url access failed, device is unable to download
LAN_EXP-2063	callbackUrl parameter anomaly
LAN_EXP-2064	Please input the url address in correct format
LAN_EXP-2065	Illegal type parameter
LAN_EXP-2066	type=2, content cannot be null. content allows numbers, letters and English symbols only, with the length limitation of 255 characters
LAN_EXP-2067	type=3, content cannot be null. Format of Wiegand is #26WG random numbers# or #34WG random numbers#
LAN_EXP-2068	type=4, content cannot be null. Please input the correct json format according to requirements
LAN_EXP-2069	Length of ttsModContent exceeds 255-character
LAN_EXP-2070	Length of displayModContent exceeds 255-character
LAN_EXP-2071	displayTime parameter anomaly
LAN_EXP-2072	speech parameter anomaly
LAN_EXP-2073	Illegal displayTime parameter
LAN_EXP-2074	systemMode parameter anomaly
LAN_EXP-2075	Illegal systemMode parameter
LAN_EXP-2076	Illegal isShow parameter
LAN_EXP-2077	Content is null!
LAN_EXP-2078	Local file not exists
LAN_EXP-2079	writeSecretKey parameter anomaly
LAN_EXP-2080	username parameter anomaly
LAN_EXP-2081	password parameter anomaly
LAN_EXP-2082	Illegal username parameter
LAN_EXP-2083	Illegal password parameter
LAN_EXP-2084	Illegal relaySwitch parameter

LAN_EXP-2085	Illegal serialOutMode parameter
LAN_EXP-2086	Illegal serialOutContent parameter
LAN_EXP-2087	Illegal weigenContent parameter
LAN_EXP-2088	Illegal showIp parameter
LAN_EXP-2089	Illegal showDeviceKey parameter
LAN_EXP-2090	Illegal showPeopleNum parameter
LAN_EXP-2091	isShow parameter anomaly
LAN_EXP-2092	imgUrl parameter anomaly
LAN_EXP-2093	Wi-Fi list is empty, please request again
LAN_EXP-2094	content json format analysis error
LAN_EXP-2095	232 serial port output failed
LAN_EXP-2096	screenMode parameter anomaly
LAN_EXP-2097	This device does not support the operation
LAN_EXP_2098	Written-in data is too large
LAN_EXP_2099	Please input the callbackUrl address in correct format
LAN_EXP-2101	Illegal recModeCardEnable parameter
LAN_EXP-2102	Illegal recModeCardFaceEnable parameter
LAN_EXP-2103	Illegal recModeCardFaceHardware parameter
LAN_EXP-2104	Illegal recModeCardFaceIntf parameter
LAN_EXP-2105	Illegal recDoubleValue parameter
LAN_EXP-2106	Illegal recModeCardHardware parameter
LAN_EXP-2107	Illegal recModeCardIntf parameter
LAN_EXP-2108	Illegal recModeCardPhoto parameter
LAN_EXP-2109	Illegal identifyDistance parameter
LAN_EXP-2110	Illegal recRank parameter
LAN_EXP-2111	Illegal saveIdentifyTime parameter
LAN_EXP-2112	Illegal delayTimeForCloseDoor parameter
LAN_EXP-2113	Illegal multiplayerDetection parameter
LAN_EXP-2114	Illegal recModeFaceEnable parameter
LAN_EXP-2115	Illegal identifyScores parameter
LAN_EXP-2116	Illegal recModeIdcardFaceEnable parameter
LAN_EXP-2117	Illegal recModeIdcardFaceHardware parameter
LAN_EXP-2118	Illegal recModeIdcardFaceIntf parameter
LAN_EXP-2119	Illegal recCardFaceValue parameter
LAN_EXP-2125	Illegal displayModStrangerContent parameter
LAN_EXP-2126	Illegal displayModStrangerType parameter
LAN_EXP-2127	Illegal recStrangerType parameter
LAN_EXP-2129	Illegal recStrangerTimesThreshold parameter
LAN_EXP-2130	Illegal ttsModStrangerContent parameter
LAN_EXP-2131	Illegal ttsModStrangerType parameter
LAN_EXP-2133	Illegal recFailWiegandContent parameter
LAN_EXP-2134	Illegal recFailWiegandType parameter
LAN_EXP-2135	Illegal recNoPerComModeContent parameter
LAN_EXP-2136	Illegal recNoPerComModeType parameter
LAN_EXP-2137	Illegal recNoPerDisplayText1Content parameter
LAN_EXP-2138	Illegal recNoPerDisplayText1Type parameter
LAN_EXP-2139	Illegal recNoPerDisplayText2Content parameter

LAN_EXP-2140	Illegal recNoPerDisplayText2Type parameter
LAN_EXP-2141	Illegal recNoPerRelayType parameter
LAN_EXP-2142	Illegal recNoPerTtsModeContent parameter
LAN_EXP-2143	Illegal recNoPerTtsModeType parameter
LAN_EXP-2144	Illegal recNoPerWiegandContent parameter
LAN_EXP-2145	Illegal recNoPerWiegandType parameter
LAN_EXP-2146	Illegal comModContent parameter
LAN_EXP-2147	Illegal comModType parameter
LAN_EXP-2148	Illegal displayModContent parameter
LAN_EXP-2149	Illegal displayModType parameter
LAN_EXP-2150	Illegal recSucDisplayText2Content parameter
LAN_EXP-2151	Illegal recSucDisplayText2Type parameter
LAN_EXP-2152	Illegal isOpenRelay parameter
LAN_EXP-2153	Illegal ttsModType parameter
LAN_EXP-2154	Illegal ttsModContent parameter
LAN_EXP-2155	Illegal wg parameter
LAN_EXP-2156	Illegal recSucWiegandContent parameter
LAN_EXP-2157	Illegal recSucWiegandType parameter
LAN_EXP-2158	Illegal scrDisplayText1Content parameter
LAN_EXP-2159	Illegal scrDisplayText1Type parameter
LAN_EXP-2160	Illegal companyName parameter
LAN_EXP-2161	Illegal scrDisplayText2Content parameter
LAN_EXP-2162	Illegal scrDisplayText2Type parameter
LAN_EXP-2164	Illegal slogan parameter
LAN_EXP-2165	Illegal Intro parameter
LAN_EXP-2166	Illegal whitelist parameter
LAN_EXP-2167	Illegal applicationName parameter
LAN_EXP-2168	Illegal wgInput parameter
LAN_EXP-2169	Illegal wgContent parameter
LAN_EXP-2170	Illegal recSucRelayType parameter
LAN_EXP-2171	Illegal scrImageUrl parameter
LAN_EXP-2172	Illegal scrImage2Url parameter
LAN_EXP-2173	Illegal bigScrUrl parameter
LAN_EXP-2174	Illegal scrDisableUrl parameter
LAN_EXP-2175	TTL interface conflicts (Card recognition, Face&Card-in-one)
LAN_EXP-2176	TTL interface conflicts (Card recognition, Face&Card comparison)
LAN_EXP-2177	TTL interface conflicts (Face&Card-in-one, Face&Card comparison)
LAN_EXP-2178	232 interface conflicts (Card recognition, Face&Card-in-one)
LAN_EXP-2179	232 interface conflicts (Card recognition, Face&Card comparison)
LAN_EXP-2180	232 interface conflicts (Face&Card-in-one, Face&Card comparison)
LAN_EXP-2181	USB interface conflicts (Card recognition, Face&Card-in-one)
LAN_EXP-2182	USB interface conflicts (Card recognition, Face&Card comparison)
LAN_EXP-2183	USB interface conflicts (Face&Card-in-one, Face&Card comparison)
LAN_EXP-2184	I2C interface conflicts (Card recognition, Face&Card-in-one)
LAN_EXP-2185	I2C interface conflicts (Card recognition, Face&Card comparison)

LAN_EXP-2186	I2C interface conflicts (Face&Card-in-one, Face&Card comparison)
LAN_EXP-2187	timezone parameter anomaly
LAN_EXP-2188	Format of languageType parameter error
LAN_EXP-2189	Not supported language type
LAN_EXP-2190	Illegal base64Enable parameter
LAN_EXP-2191	relaySwitch parameter cannot be null
LAN_EXP-2192	serialOutMode parameter cannot be null
LAN_EXP-2193	serialOutContent parameter cannot be null
LAN_EXP-2194	weigenContent parameter cannot be null
LAN_EXP-2195	midnightRestartEnable parameter anomaly
LAN_EXP-2196	midnightRestartEnable parameter cannot be null
LAN_EXP-2197	Illegal midnightRestartEnable parameter
LAN_EXP-2198	Illegal repeatRegEnablec parameter
LAN_EXP-2199	Illegal regInterval parameter
LAN_EXP-2200	Illegal timezone parameter
LAN_EXP-2201	timezone parameter anomaly
LAN_EXP-2204	Device is disabled
LAN_EXP-2205	isWarning parameter anomaly
LAN_EXP-2206	Illegal recModeDOBEnable parameter
LAN_EXP-2207	Illegal antiTamper parameter
LAN_EXP-2208	inputNo parameter anomaly
LAN_EXP-2209	Illegal inputNo parameter
LAN_EXP-2210	isEnabled parameter anomaly
LAN_EXP-2211	Illegal isEnabled parameter
LAN_EXP-2212	type parameter anomaly
LAN_EXP-2213	Illegal type parameter
LAN_EXP-2214	Illegal name parameter
LAN_EXP-2215	relaytype parameter anomaly
LAN_EXP-2216	Illegal relaytype parameter
LAN_EXP-2217	Illegal bbox parameter
LAN_EXP-2218	Not supported image format
LAN_EXP-2219	isTemperatureOpen parameter anomaly
LAN_EXP-2220	Illegal isTemperatureOpen parameter
LAN_EXP-2221	isVoiceOpen parameter anomaly
LAN_EXP-2222	Illegal isVoiceOpen parameter
LAN_EXP-2223	voiceContext parameter anomaly
LAN_EXP-2224	Illegal voiceContext parameter
LAN_EXP-2225	errorTemperature parameter anomaly
LAN_EXP-2226	Illegal errorTemperature parameter
LAN_EXP-2227	isMaskOpen parameter anomaly
LAN_EXP-2228	Illegal isMaskOpen parameter
LAN_EXP-2229	readTemperatureType parameter anomaly
LAN_EXP-2230	Illegal readTemperatureType parameter
LAN_EXP-2231	Illegal deviceStyle parameter
LAN_EXP-2232	Illegal overlapValue parameter

LAN_EXP-2233	Illegal audioVolume parameter
LAN_EXP-2234	Illegal lightBrighnes parameter
LAN_EXP-2235	Illegal recModePasswordEnable parameter
LAN_EXP-2236	Illegal recModeFacePasswordEnable parameter
LAN_EXP-2237	Illegal recModeQREnable parameter
LAN_EXP-2238	Failed to configure fixed IP
LAN_EXP-2239	Failed to configure DHCP
LAN_EXP-2240	Not supported wifi encryption method
LAN_EXP-2241	Imgae resolution should be larger than 1080p
LAN_EXP-2244	recDisplayImageMode parameter anomaly
LAN_EXP-2245	Illegal recDisplayImageMode parameter
LAN_EXP-2246	recSucSaveSpotImage parameter anomaly
LAN_EXP-2247	Illegal recSucSaveSpotImage parameter
LAN_EXP-2248	recFailSaveSpotImage parameter anomaly
LAN_EXP-2249	Illegal recFailSaveSpotImage parameter
LAN_EXP-2250	recNoPerSaveSpotImage parameter anomaly
LAN_EXP-2251	Illegal recNoPerSaveSpotImage parameter
LAN_EXP-2254	isMaskForceOpen parameter anomaly
LAN_EXP-2255	Illegal isMaskForceOpen parameter
LAN_EXP-2256	Illegal highTempMapSourceMax parameter
LAN_EXP-2257	Illegal tempUnit parameter
LAN_EXP-2258	Illegal overlapEnable parameter
LAN_EXP-2259	Illegal temperatureErrorPass parameter
LAN_EXP-2260	Illegal temperatureMeasurePlace parameter
LAN_EXP-2261	Illegal temperatureMeasureMin parameter
LAN_EXP-2262	Illegal temperatureMeasureMax parameter
LAN_EXP-2263	Min. value of effective temperature range should not be larger than or equal to the max. value
LAN_EXP-2264	Illegal temperatureCompensation parameter
LAN_EXP-2265	Illegal LowTempMapSourceMin parameter
LAN_EXP-2266	Illegal LowTempMapSourceMax parameter
LAN_EXP-2267	Illegal LowTempMapTargetMin parameter
LAN_EXP-2268	Illegal LowTempMapTargetMax parameter
LAN_EXP-2269	Illegal tempMapSwitch parameter
LAN_EXP-2270	Illegal highTempMapSourceMin parameter
LAN_EXP-2271	Illegal highTempMapTargetMin parameter
LAN_EXP-2272	Illegal highTempMapTargetMax parameter
LAN_EXP-2273	Min. value of mapping source cannot be larger or equal to the max. value
LAN_EXP-2274	Min. value of mapping target cannot be larger or equal to the max. value
LAN_EXP-2275	Low-temp mapping source cannot overlap with High-temp mapping source
LAN_EXP-2276	Interval parameter anomaly
LAN_EXP-2277	Illegal isRecognitionOpen parameter
LAN_EXP-2278	Wiegand 26 output error
LAN_EXP-2279	Wiegand 34 output error
LAN_EXP-2280	Device Wi-Fi is off
LAN_EXP-2281	Failed to obtain
LAN_EXP-2282	Cameratype parameter anomaly

LAN_EXP-2283	Illegal Cameratyp parameter
LAN_EXP-2284	Failed to set
LAN_EXP-2285	Failed operation: Door has been set as Normally open, please change the state before closing the door
LAN_EXP-2286	File is too large
LAN_EXP-2287	Illegal collectType parameter
LAN_EXP-2288	Illegal collectNum parameter
LAN_EXP-2289	collectNum parameter out of range
LAN_EXP-2290	Last-time collection not ended
LAN_EXP-2291	Failed to collect
LAN_EXP-2292	Illegal collectId parameter
LAN_EXP-2293	Failed to query photos
LAN_EXP-2294	Queried SN not exists
LAN_EXP-2295	Illegal isSimilarEnable parameter
LAN_EXP-2296	Illegal isSucVoiceOpen parameter
LAN_EXP-2297	Illegal sucVoiceContext parameter
LAN_EXP-2298	Illegal normalDisplayContext parameter
LAN_EXP-2299	Illegal abnormalDisplayContext parameter
LAN_EXP-2300	Illegal uniquenessRegImage parameter
LAN_EXP-2301	Illegal relaySwitchOnTempFail parameter
LAN_EXP-2302	Illegal wgSwitchOnTempFail parameter
LAN_EXP-2303	Illegal serialSwitchIONTempFail parameter
LAN_EXP-3001	person parameter anomaly
LAN_EXP-3002	Format of json of person class error
LAN_EXP-3003	Person ID (id) allows numbers 0~9 and English letters only, with the limitation of 255
LAN_EXP-3004	name parameter cannot be null
LAN_EXP-3005	Person ID already exists, please call the Interface of deleting or updating personnel
LAN_EXP-3006	Database anomaly, failed to register the person
LAN_EXP-3007	id parameter anomaly
LAN_EXP-3008	id parameter cannot be null
LAN_EXP-3009	Person ID not exists, please call the Interface of personnel registration first
LAN_EXP-3010	Database anomaly, failed to delete the person
LAN_EXP-3011	Illegal facePermission parameter
LAN_EXP-3012	Illegal idCardPermission parameter
LAN_EXP-3013	Illegal faceAndCardPermission parameter
LAN_EXP-3014	Illegal iDPermission parameter
LAN_EXP-3015	personId parameter anomaly
LAN_EXP-3016	personId parameter cannot be null
LAN_EXP-3017	Person ID (personId) allows numbers -1, 0~9 and English letters only, with the length limitation of 255
LAN_EXP-3018	length of display quantities in each page is required as the positive Integers among (0, 1000]
LAN_EXP-3019	Page index is the Integer starts from 0 and must be smaller than the total page. Total pages: X
LAN_EXP-3020	passtime parameter anomaly
LAN_EXP-3021	passTime parameter cannot be null
LAN_EXP-3022	The number of time frame is incorrect or exceeds the limit of 6

LAN_EXP-3023	Time format error
LAN_EXP-3024	Time exceeds the limit
LAN_EXP-3025	Parameter of time frame, the latter frame is earlier than the former frame
LAN_EXP-3026	Database anomaly, failed to set passTime
LAN_EXP-3027	Database anomaly, failed to delete passTime
LAN_EXP-3029	time format error
LAN_EXP-3030	Database anomaly, failed to set permissionTime
LAN_EXP-3031	startTime parameter anomaly
LAN_EXP-3032	endTime parameter anomaly
LAN_EXP-3033	startTime format error
LAN_EXP-3034	endTime format error
LAN_EXP-3035	endTime should be larger than startTime
LAN_EXP-3036	Database anomaly, failed to delete permissionTime
LAN_EXP-3037	passtime format error
LAN_EXP-3038	time parameter cannot be null
LAN_EXP-3039	Person ID (id) allows numbers -1, 0~9 and English letters only, with the limitation of 255
LAN_EXP-3040	Too many personnel, please query in page
LAN_EXP-3041	Illegal password parameter
LAN_EXP-3042	Illegal passwordPermission parameter
LAN_EXP-3043	Illegal faceAndPasswordPermission parameter
LAN_EXP-4002	faceId parameter anomaly
LAN_EXP-4005	Person ID (personId) allows numbers 0~9 and English letters only, with the limitation of 255
LAN_EXP-4006	Photo ID (faceId) allows numbers 0~9 and English letters only, with the limitation of 255
LAN_EXP-4007	Photo ID already exists, please call the deletion or update Interface first
LAN_EXP-4008	imgBase64 cannot be null
LAN_EXP-4009	Illegal isEasyWay parameter
LAN_EXP-4010	Provided image file is incomplete or format is incorrect
LAN_EXP-4011	Image analysis anomaly
LAN_EXP-4012	Registration photos already reach the max. number limit (3 photos)
LAN_EXP-4013	Database anomaly, failed to register the photo
LAN_EXP-4014	imgUrl cannot be null
LAN_EXP-4015	url access failed
LAN_EXP-4016	faceId parameter cannot be null
LAN_EXP-4017	Photo ID not exists, please call the Interface of photo registration
LAN_EXP-4018	Database anomaly, failed to delete the photo
LAN_EXP-4019	There must be one legal and nonblank value in base64 or url
LAN_EXP-4020	Database anomaly, failed to update photos
LAN_EXP-4021	feature parameter anomaly
LAN_EXP-4022	feature invalid, failed to register
LAN_EXP-4024	Database anomaly, failed to register features
LAN_EXP-4025	Database anomaly, failed to empty photos
LAN_EXP-4026	img1 parameter anomaly
LAN_EXP-4027	img2 parameter anomaly
LAN_EXP-4028	img1 image analysis anomaly
LAN_EXP-4029	img2 image analysis anomaly
LAN_EXP-4030	Device storage space is full
LAN_EXP-4031	This person does not have the photo ID, please call the photo registration Interface first

LAN_EXP-4032	imgBase64 image cannot be gif
LAN_EXP-4033	Illegal isDeviceSavePhoto parameter
LAN_EXP-4034	Illegal isLowerPhotoQuality parameter
LAN_EXP-4035	Illegal isDeviceNeedGetFeature parameter
LAN_EXP-4036	imgUrl image cannot be gif
LAN_EXP-4037	url image cannot be gif
LAN_EXP-4038	base64 image cannot be gif
LAN_EXP-4039	Size of registration photo cannot exceed 2M
LAN_EXP-5007	Illegal model parameter
LAN_EXP-5013	Database anomaly, failed to delete recognition records
LAN_EXP-5014	unixTime parameter anomaly
LAN_EXP-5015	unixTime time format error
LAN_EXP-5016	length parameter anomaly
LAN_EXP-5017	index parameter anomaly
LAN_EXP-5018	unixTime parameter cannot be null
LAN_EXP-8006	No faces detected
LAN_EXP-8007	Multiple faces detected
LAN_EXP-8010	Face is too small
LAN_EXP-8013	Face is too large or is not complete
LAN_EXP-8011	FaceSDK failed to extract features from the photo
LAN_EXP-8012	FaceSDK anomaly in extracting features from the photo
LAN_EXP-8014	Face reflection angle is too large
LAN_EXP-8015	Light on face is too dark or too bright
LAN_EXP-8016	Face resolution is too low
LAN_EXP-8017	Light on face is uneven
LAN_EXP-8018	Algorithm not initialized
LAN_EXP-8019	Failed to detect image quality
LAN_EXP-9000	When in WO mode, this Interface is not allowed to call

Appendix 2 List of Available Timezone

Asia/Shanghai	China Standard Time (Beijing)
Asia/Hong_Kong	Hong Kong Time (Hong Kong)
Asia/Taipei	Taipei Time (Taipei)
Asia/Seoul	Seoul
Asia/Tokyo	Japan Time (Tokyo)
America/New_York	American Eastern Time (New York)
America/Denver	American Mountain Time (Denver)
America/Costa_Rica	American Central Time (Costa Rica)
America/Chicago	American Central Time (Chicago)
America/Mexico_City	American Central Time (Mexico City)
America/Regina	American Central Time (Regina)
America/Los_Angeles	American Pacific Time (Los Angeles)
Pacific/Majuro	Majuro
Pacific/Midway	Midway Island
Pacific/Honolulu	Honolulu
America/Anchorage	Anchorage

America/Tijuana	American Pacific Time (Tijuana)
America/Phoenix	American Mountain Time (Phoenix)
America/Chihuahua	Chihuahua
America/Bogota	Columbia Time (Bogota)
America/Caracas	Venezuela Time (Caracas)
America/Barbados	Atlantic Time (Barbados)
America/Manaus	Amazon Standard Time (Manaus)
America/St_Johns	Newfoundland Time (St. John)
America/Santiago	Santiago
America/Argentina/Buenos_Aires	Buenos Aires
America/Godthab	Godthab
America/Montevideo	Uruguay Time (Montevideo)
America/Sao_Paulo	St. Paul
Atlantic/South_Georgia	South Georgia
Atlantic/Azores	Azores
Atlantic/Cape_Verde	Cape Verde
Africa/Casablanca	Casablanca
Europe/London	Greenwich Mean Time (London)
Europe/Amsterdam	Central European Standard Time (Amsterdam)
Europe/Belgrade	Central European Standard Time (Belgrade)
Europe/Brussels	Central European Standard Time (Brussels)
Europe/Sarajevo	Central European Standard Time (Sarajevo)
Africa/Brazzaville	Western African Standard Time (Brazzaville)
Africa/Windhoek	Windhoek
Asia/Amman	Eastern European Standard Time (Amman)
Europe/Athens	Eastern European Standard Time (Athens)
Asia/Beirut	Eastern European Standard Time (Beirut)
Africa/Cairo	Eastern European Standard Time (Cairo)
Europe/Helsinki	Eastern European Standard Time (Helsinki)
Asia/Jerusalem	Israel Time (Jerusalem)
Africa/Harare	Central African Standard Time (Harare)
Europe/Minsk	Minsk
Asia/Baghdad	Baghdad
Europe/Moscow	Moscow
Asia/Kuwait	Kuwait
Africa/Nairobi	Eastern African Standard Time (Nairobi)
Asia/Tehran	Iran Standard Time (Teheran)
Asia/Baku	Baku
Asia/Tbilisi	Tbilisi
Asia/Yerevan	Yerevan
Asia/Dubai	Dubai
Asia/Kabul	Afghanistan Time (Kabul)
Asia/Karachi	Karachi
Asia/Oral	Ural
Asia/Yekaterinburg	Yekaterinburg
Asia/Calcutta	Calcutta
Asia/Colombo	Colombo

Asia/Katmandu	Nepal Time (Katmandu)
Asia/Almaty	Almaty
Asia/Rangoon	Myanmar Time (Rangoon)
Asia/Krasnoyarsk	Krasnoyarsk
Asia/Bangkok	Bangkok
Asia/Irkutsk	Irkutsk Time (Irkutsk)
Asia/Kuala_Lumpur	Kuala Lumpur
Australia/Perth	Perth
Asia/Yakutsk	Yakutsk Time (Yakutsk)
Australia/Darwin	Darwin
Australia/Brisbane	Brisbane
Asia/Vladivostok	Vladivostok Time (Vladivostok)
Pacific/Guam	Guam
Australia/Adelaide	Adelaide
Australia/Hobart	Hobart
Australia/Sydney	Sydney
Asia/Magadan	Magadan Time (Magadan)
Pacific/Auckland	Auckland
Pacific/Fiji	Fiji
Pacific/Tongatapu	Tongatapu
GMT	Greenwich Mean Time
GMT+1	Eastern Timezone +1
GMT+2	Eastern Timezone +2
GMT+3	Eastern Timezone +3
GMT+4	Eastern Timezone +4
GMT+5	Eastern Timezone +5
GMT+6	Eastern Timezone +6
GMT+7	Eastern Timezone +7
GMT+8	Eastern Timezone +8
GMT+9	Eastern Timezone +9
GMT+10	Eastern Timezone +10
GMT+11	Eastern Timezone +11
GMT+12	Eastern Timezone +12
GMT-1	Western Timezone +1
GMT-2	Western Timezone +2
GMT-3	Western Timezone +3
GMT-4	Western Timezone +4
GMT-5	Western Timezone +5
GMT-6	Western Timezone +6
GMT-7	Western Timezone +7
GMT-8	Western Timezone +8
GMT-9	Western Timezone +9
GMT-10	Western Timezone +10
GMT-11	Western Timezone +11
GMT-12	Western Timezone +12